100% RIGHT

Do it with passion!

100% RIGHT

100%LIGHT

ABOUT US...

Founded in 2004, 100%LIGHT® has profiled itself as the perfect partner in the production of your lighting architecture. We take care of all your home, commercial, hotel or other projects.

Backed by the experience of its founder, Charles-Emmanuel Heurion, and his partner, Ing. Tom Rebry, 100%LIGHT® has been in business for over ten years, offering solutions to all your lighting needs.

A world of creative lighting ideas opens up to you!

Today, 100%LIGHT® is exporting to more than 16 countries.

When developing new creations, 100%LIGHT® not only strives for great design and a perfect finish, but also pays much attention to the lighting comfort.

INDOOR recessed fixtures

BULLET HOLE P012 ➲ 053



BULLET HOLE OUT P054 ➲ 067

BULLET HOLE SMALL TRIM P068 ➲ 071

BULLET HOLE OUT SMALL TRIM P072 ➲ 081

XCONE SMALL P082 ➲ 095



XCONE

XCONE ORIENTABLE

FLAT ROUND P096 ➲ 099

BLIND P100 ➲ 125



NELIO / CALIA P126 ➲ 129

LILO P130 ➲ 133

INDOOR surface fixtures

P100 134 ➲ 139

DOWNBOX P140 ➲ 149

CRUSH P150 ➲ 169

LINER P170 ➲ 177

C-PRO P178 ➲ 191



EXPRESSION P192 ➲ 237


EXPRESS PENDANT P238 ➲ 245

EXPRESS ON P246 ➲ 257

B-ART P258 ➲ 275

B-ART+

SHAKER P276 ➲ 295

SHAKER SMALL

SHAKER

INDOOR recessed wall fixtures



SNAPS P296 ➲ 299


NOWHERE P300 ➲ 311

INDOOR surface wall fixtures

EDGE P312 ➲ 315

BLOQUS P316 ➲ 319

GUMBLE WALL P320 ➲ 323

INDOOR suspensions

CATT P324 ➲ 327

GUMBLE P328 ➲ 335

GUMMY P336 ➲ 339

BIG FLAT SOFT I DOWN P340 ➲ 347

BIG FLAT SOFT I UP

INDOOR suspensions wall & ceiling

TUBITO P348 ➲ 353

INDOOR custom profiles

ST40 & SQ30 P354 ➲ 371

ST40

SQ30 PRO

OUTDOOR recessed fixtures


N-GAM P372 ➲ 381

N-GAM ASYMMETRIC

N-GAM HONEYCOMB

MENTO P382 ➲ 389


SNAPS OUT P390 ➲ 393

OUTDOOR surface fixtures

ZAZOO P394 ➲ 403

EDGE OUT P404 ➲ 409


TIMBER P410 ➲ 413



SHAKER SMALL OUT P414 ➲ 421

OUTDOOR mixed fixtures

CUBICO P422 ➲ 427




COURBES P428 ➲ 435


GRYPO P436 ➲ 443

OUTDOOR standup fixtures


L-SCOUT P444 ➲ 461

CONTROL GEARS & LAMPS P462 ➲ 466

Your environment under a different light

Contemporary design of superior quality within your reach.

A quick look at our assortment confirms that the company attaches great importance to innovation. Throughout the years, the Belgian creative team of 100%LIGHT® – all people with a passion for lighting and design – have succeeded in creating a wide range of beautiful, elegant, timeless and often revolutionary lighting fixtures. We are always attentive to new demands from a market in constant evolution and driven by new technologies.

We are absolutely convinced that Belgian knowhow is not an empty concept: the components are all manufactured, milled or pressed by highly qualified Belgian subcontractors and assembled in our company.

The finish is subjected to a thorough quality control, and your lighting fixtures are brushed, anodised or lacquered according to your personal preferences.

For the sake of perfection, all electronic components comply with the highest standards, and are covered by an extensive guarantee.

100%LIGHT takes into account all your wishes and requirements related to artistic aspects, comfort and energy efficiency.

The different types of finish and accessories can be combined endlessly, so you can create your own, unique fixtures. More than 150,000 references are possible.

But above all, it is the superior quality of our products, 100% MADE IN BELGIUM, that will seduce you!



© TOPSLIGHT - Fixtures: BULLET HOLE 120 - 0° - Halogen - Matt White Textured & Fixtures: BULLET HOLE OUT - Halogen - Matt White Textured

BULLET HOLE 0°

BULLET HOLE 25°

BULLET HOLE 40°

BULLET HOLE 70°

BULLET HOLE

Simplicity for pure elegance. The BULLET HOLE is a fixed or orientable, built-in fixture, creating a pure round or oval trimless opening in the ceiling or wall. The light source is deeply recessed resulting in extraordinary lighting comfort.

Bullet Holes are available in different angles, from 0 and 25 to 40 and even 70 degrees. The diameter of the opening can vary from 45, 60 or 70 or up to 120 mm. For the light source itself, the alternatives include halogen lamps, high quality phosphor LED with the best binnings and a CRI ≥ 90, and even discharge lamps. Finish options include Matt White Textured or Matt Black, Bronze Anodised and Gold Anodised for different applications. Some models are available with an IP44 ingress rating.

Installation is easy in any ceiling or wall, plasterboard, concrete and even stretch ceilings on demand.

In order to guarantee accurate location for each of the fixed angles, all options are available in DWG files on request.

LEDS & LED FIXTURES 5 YEARS WARRANTY

BULLET HOLE 45

LED I IP20 & IP44

LED I CRI ≥ 90

SORAA® LED I CRI ≥ 95
optical light engine

to be painted

ACCESSORY

Ref. 3316035AS
(assembled-IP20 ONLY)
HONEYCOMB Ø 35 mm

Ref. 3316135AS
(assembled - LED ONLY)
CORRECTION FILTER Ø 35 mm

© 100% LIGHT - Fixtures : BULLET HOLE 45 - 0° - LED - Matt White Textured

BULLET HOLE 45 I LED & SORAA® LED OPTICAL LIGHT ENGINE

(respect heatsink cooling capability)

	BEAM & LED*	LED COLOUR*	BULLET HOLE ANGLE	FINISH	DRIVERS (LED Serial connection)
BULLET HOLE 45 = 125	2 = 24° - G1 3 = 36° - G1 4 = 25° - C11 (SORAA®) 5 = 36° - C11 (SORAA®)	1 = 4000 K 2 = 3000 K 3 = 2700 K	0 = 0° - IP20 1 = 0° - IP44 Clear	WHT = Matt White Textured BL = Matt Black BRA = Bronze Anodised GOA = Gold Anodised	0 = Excl. Driver (max. 350 mA DC) 1 = Incl. Driver 350 mA DC 2 = Incl. Dim. Driver 350 mA DC (PUSH DIM) 3 = Incl. Dim. Driver 350 mA DC (PHASE CUT) 4 = Incl. Dim. Driver 350 mA DC (1-10 V) 5 = Incl. Dim. Driver 350 mA DC (DALI)
	For latest LED technologies Scan or click QR-code			Custom colours on demand Scan or click QR-code	Info drivers or scan / click QR-code
For example :					
125 (BULLET HOLE 45)	**2** (24°- G1)	**2** (3000 K)	**1** (0°- IP44 Clear)	**BRA** (Bronze Anodised)	**3** (Incl. Dim. Driver 350 mA DC (PHASE CUT))

125221BRA3 BULLET HOLE 45 - 0°- IP44 - Clear • LED G1 - CRI 90 - 9,3 W • 3000 K - Beam 24° • Bronze Anodised • Incl. Dim. Driver 350mA DC (PHASE CUT)

*G1 = 9,3W - 948 lm - 4000 K I 9,3W - 845 lm - 3000 K I 9,3W - 809 lm - 2700 K
*C11 = 9,7W - 590 lm - 4000 K I 9,7W - 565 lm - 3000 K I 9,7W - 335 lm - 2700 K

Name	**BULLET HOLE 45 I LED I 0°**
Ref. Plasterboard kit	**125901**
Ref. Module	**See table**
Lamp + fitting	LED I CRI ≥ 90
	G1 I 9,3 W I 350mA DC I IP20 I
Control gear	Driver max. 350 mA DC (Excl. or incl.)
Cut-out plasterboard	Ø 62 x 60 mm
Materials plasterboard	Aluminium
	CE
Module	100 g
kit	50 g plasterboard

	BULLET HOLE 45 IP44 CLEAR I LED I 0°
	125901
	See table
	LED I CRI ≥ 90
	G1 I 9,3 W I 350mA DC I IP44 I
	Driver max. 350 mA DC (Excl. or incl.)
	Ø 62 x 60 mm
	Aluminium
	CE
	125 g
	50 g plasterboard

Name	**BULLET HOLE 45 I SORAA® I 0°**
Plasterboard kit	**125901**
Ref. Module	**See table**
Lamp + fitting	LED I optical light engine I CRI ≥ 95
	C11 I 9,7 W I 350mA DC I IP20 I
Control gear	Driver max. 350 mA DC (Excl. or incl.)
Cut-out plasterboard	Ø 62 x 60 mm
Materials plasterboard	Aluminium
	CE
Module	100 g
kit	50 g plasterboard

	BULLET HOLE 45 I IP44 CLEAR I SORAA® I 0°
	125901
	See table
	LED I optical light engine I CRI ≥ 95
	C11 I 9,7 W I 350mA DC I IP44 I
	Driver max. 350 mA DC (Excl. or incl.)
	Ø 62 x 60 mm
	Aluminium
	CE
	125 g
	50 g plasterboard

© 100%LIGHT - Fixtures: BULLET HOLE 45 - 0° - LED - Matt White Textured

BULLET HOLE 60

LED I IP20 & IP44

LED I CRI ≥ 90

to be painted

ACCESSORY

Ref. 3316050
3316050AS (assembled)
HONEYCOMB Ø 50 mm

Ref. 3316150 (LED ONLY)
3316150AS (assembled)
CORRECTION FILTER Ø 50 mm

Ref. 126901
Bracket set (3 x)
including screws
plasterboard only

BULLET HOLE 60 I LED (respect heatsink cooling capability)

	BEAM & LED*	LED COLOUR*	BULLET HOLE ANGLE	FINISH	DRIVERS (LED serial connection)
BULLET HOLE 60 = 126	2 = 20° - G1 3 = 28° - G1 5 = 25° - G2 6 = 34° - G2	1 = 4000 K 2 = 3000 K 3 = 2700 K	0 = 0° - IP20 1 = 0° - IP44 Clear 2 = 0° - IP44 Matt 3 = 25° - IP20 4 = 25° - IP44 CLear	WHT = Matt White Textured BL = Matt Black BRA = Bronze Anodised GOA = Gold Anodised	0 = Excl. Driver (max. 350 mA DC) 1 = Incl. Driver 350 mA DC 2 = Incl. Dim. Driver 350 mA DC (PUSH DIM) 3 = Incl. Dim. Driver 350 mA DC (PHASE CUT) 4 = Incl. Dim. Driver 350 mA DC (1-10 V) 5 = Incl. Dim. Driver 350 mA DC (DALI)
	For latest LED technologies Scan or click QR-code			Custom colours on demand Scan or click QR-code	Info drivers or scan / click QR-code
For example :					
126 (BULLET HOLE 60)	2 (20°- G1)	2 (3000 K)	3 (25°- IP20)	BRA (Bronze Anodised)	3 (Incl. Dim. Driver 350 mA DC (PHASE CUT))

126223BRA3 BULLET HOLE 60 - 25°- IP20 • LED G1 - CRI 90 - 9,3 W • 3000 K - Beam 20° • Bronze Anodised • Incl. Dim. Driver 350mA DC (PHASE CUT)

*G1 = 9,3W - 948 lm - 4000 K I 9,3W - 845 lm - 3000 K I 9,3W - 809 lm - 2700 K
*G2 = 11W - 1219 lm - 4000 K I 11W - 1079 lm - 3000 K I 11W - 1065 lm - 2700 K

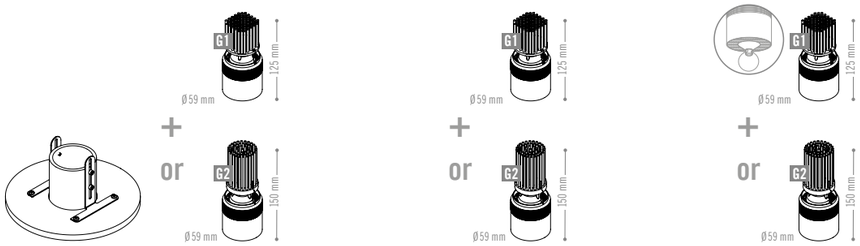

Name	BULLET HOLE 60 I LED I 0°	BULLET HOLE 60 I IP44 CLEAR I LED I 0°	BULLET HOLE 60 I IP44 MATT I LED I 0°
Ref. Plasterboard kit	126250	126250	126250
Ref. Module	See table	See table	See table
Lamp + fitting	LED I CRI ≥ 90	LED I CRI ≥ 90	LED I CRI ≥ 90
	G1 I 9,3W I 350mA DC I IP20 I ◈ I ▼	G1 I 9,3W I 350mA DC I IP44 I ◈ I ▼	G1 I 9,3W I 350mA DC I IP44 I ◈ I ▼
	G2 I 11W I 350mA DC I IP20 I ◈ I ▼	G2 I 11W I 350mA DC I IP44 I ◈ I ▼	G2 I 11W I 350mA DC I IP44 I ◈ I ▼
Control gear	Driver max. 350 mA DC (Excl. or incl.)	Driver max. 350 mA DC (Excl. or incl.)	Driver max. 350 mA DC (Excl. or incl.)
Cut-out plasterboard	G1 : Ø 200 x 130 mm I G2 : Ø 200 x 155 mm	G1 : Ø 200 x 130 mm I G2 : Ø 200 x 155 mm	G1 : Ø 200 x 130 mm I G2 : Ø 200 x 155 mm
Materials plasterboard	Aluminium + Fermacell	Aluminium + Fermacell	Aluminium + Fermacell
	CE	CE	CE
Module	G1 : 150 g I G2 : 175 g	G1 : 175 g I G2 : 200 g	G1 : 200 g I G2 : 225 g
kit	625 g plasterboard	625 g plasterboard	625 g plasterboard

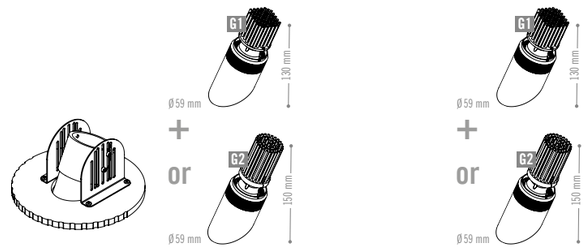

Name	BULLET HOLE 60 I LED I 25°	BULLET HOLE 60 IP44 CLEAR I LED I 25°
Plasterboard kit	126252	126252
Ref. Module	See table	See table
Lamp + fitting	LED I CRI ≥ 90	LED I CRI ≥ 90
	G1 I 9,3W I 350mA DC I IP20 I ◈ I ▼	G1 I 9,3W I 350mA DC I IP44 I ◈ I ▼
	G2 I 11W I 350mA DC I IP20 I ◈ I ▼	G2 I 11W I 350mA DC I IP44 I ◈ I ▼
Control gear	Driver max. 350 mA DC (Excl. or incl.)	Driver max. 350 mA DC (Excl. or incl.)
Cut-out plasterboard	G1 : Ø 200 x 135 mm I G2 : Ø 200 x 155 mm	G1 : Ø 200 x 130 mm I G2 : Ø 200 x 155 mm
Materials plasterboard	Aluminium + Fermacell	Aluminium + Fermacell
	CE	CE
Module	G1 : 150 g I G2 : 175 g	G1 : 175 g I G2 : 200 g
kit	625 g plasterboard	625 g plasterboard

© 100%LIGHT - Fixtures: BULLET HOLE 60 - 0° - LED - Matt Black

BULLET HOLE 60

GU10 I IP20 & IP44

QPAR51 I GU10

COMPATIBILITY RETROFIT LAMPS

Scan or click QR-code

to be painted

ACCESSORY

Ref. 3316050
HONEYCOMB Ø 50 mm

Ref. 3316150 (LED ONLY)
CORRECTION FILTER Ø 50 mm

Ref. 126901
Bracket set (3 x)
including screws
plasterboard only

BULLET HOLE 60 I GU10

	LAMP TYPE	BULLET HOLE ANGLE	FINISH
BULLET HOLE 60 = 126	**61 = GU10**	**0 = 0° - IP20** **1 = 0° - IP44 Clear** **2 = 0° - IP44 Matt** **3 = 25° - IP20** **4 = 25° - IP44 Clear** **5 = 40° - IP20** **6 = 40° - IP44 Clear** **7 = 70° - IP20** **8 = 70° - IP44 Clear**	**WHT = Matt White Textured** **BL = Matt Black** **BRA = Bronze Anodised** **GOA = Gold Anodised** Custom colours on demand Scan or click QR-code
For example : **126** (BULLET HOLE 60)	**61** (GU10)	**4** (25° - IP44 Clear)	**GOA** (Gold Anodised)

126614GOA BULLET HOLE 60 • 25° • GU10 - IP44 clear • Gold Anodised

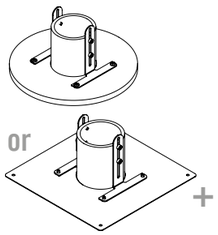

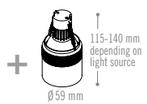

Name	BULLET HOLE 60 I GU10 I 0°	BULLET HOLE 60 I IP44 CLEAR I GU10 I 0°	BULLET HOLE 60 I IP44 MATT I GU10 I 0°
Ref. Plasterboard kit	126250	126250	126250
Ref. Concrete kit	126390	126390	126390
Ref. Module	See table	See table	See table
Lamp + fitting	QPAR51 I GU10	QPAR51 I GU10	QPAR51 I GU10
	Max. 50W I IP20 I ~ 230 V I ⏚ I ▼	Max. 50W I IP44 I ~ 230 V I ⏚ I ▼	Max. 50W I IP44 I ~ 230 V I ⏚ I ▼
Cut-out plasterboard	Ø 200 x max. 145 mm	Ø 200 x max. 145 mm	Ø 200 x max. 145 mm
Cut-out concrete	Ø 80 x max. 145 mm	Ø 80 x max. 145 mm	Ø 80 x max. 145 mm
Materials plasterboard	Aluminium + Fermacell	Aluminium + Fermacell	Aluminium + Fermacell
Materials concrete	Aluminium + galvanized steel	Aluminium + galvanized steel	Aluminium + galvanized steel
	CE	CE	CE
Module	100 g	125 g	150 g
Kit	625 g plasterboard I 375 g concrete	625 g plasterboard I 375 g concrete	625 g plasterboard I 375 g concrete

© 100%LIGHT - Fixture: BULLET HOLE 60 - 70° - Halogen - Matt White Textured

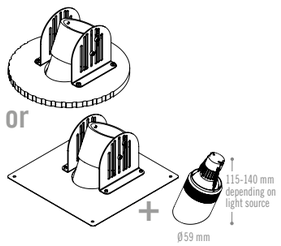

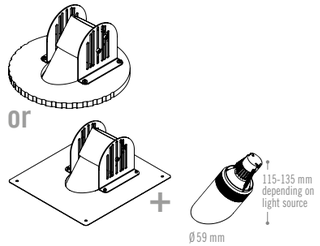

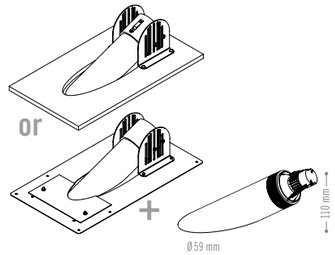

BULLET HOLE 60 I GU10 I 25°	BULLET HOLE 60 I GU10 I 40°	BULLET HOLE 60 I GU10 I 70°
126252	126254	126297
126392	126394	126397
See table	See table	See table
QPAR51 I GU10	QPAR51 I GU10	QPAR51 I GU10
Max. 50W I IP20 or IP44 I ~ 230 V I ⏚ I ▼	Max. 50W I IP20 or IP44 I ~ 230 V I ⏚ I ▼	Max. 50W I IP20 or IP44 I ~ 230 V I ⏚ I ▼
Ø 200 x max. 145 mm	Ø 200 x max. 140 mm	202 mm x 362 mm x115 mm
Ø 162 x max. 145 mm	Ø 162 x max. 140 mm	2 x Ø 162 x 115 mm
Aluminium + Fermacell	Aluminium + Fermacell	Aluminium + Fermacell
Aluminium + galvanized steel	Aluminium + galvanized steel	Aluminium + galvanized steel
CE	CE	CE
100 g I 125 g (IP44)	125 g I 150 g (IP44)	175 g I 200 g (IP44)
650 g plasterboard I 400 g concrete	675 g plasterboard I 425 g concrete	1.075 g plasterboard I 500 g concrete

BULLET HOLE 60

QR-C51 I IP20 & IP44

QR-C51 | GX5,3

COMPATIBILITY RETROFIT LAMPS

Scan or click QR-code

to be painted

Transformers see page 464
Concrete > Remote Transformer

ACCESSORY

Ref. 3316050
HONEYCOMB Ø 50 mm

Ref. 3316150 (LED ONLY)
CORRECTION FILTER Ø 50 mm

Ref. 126901
Bracket set (3 x)
including screws
plasterboard only

© 100%LIGHT - Fixtures: BULLET HOLE 60 0° - IP44 Matt - Halogen - Matt White Textured

BULLET HOLE 60 I QR-C51

	LAMP TYPE	BULLET HOLE ANGLE	FINISH
BULLET HOLE 60 = 126	**71 = QR-C51**	**0 = 0° - IP20** **1 = 0° - IP44 Clear** **2 = 0° - IP44 Matt** **3 = 25° - IP20** **4 = 25° - IP44 Clear** **5 = 40° - IP20** **6 = 40° - IP44 Clear** **7 = 70° - IP20** **8 = 70° - IP44 Clear**	**WHT = Matt White Textured** **BL = Matt Black** **BRA = Bronze Anodised** **GOA = Gold Anodised** Custom colours on demand Scan or click QR-code
For example : 126 (BULLET HOLE 60)	71 (QR-C51)	4 (25° - IP44 Clear)	**GOA** (Gold Anodised)
126714GOA	BULLET HOLE 60 • 25° • QR-C51 • IP44 clear • Gold Anodised • Transformer (Excl.)		

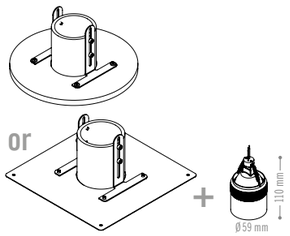

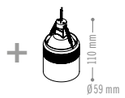

Name	**BULLET HOLE 60 I QR-C51 I 0°**	**BULLET HOLE 60 IP44 CLEAR I QR-C51 I 0°**	**BULLET HOLE 60 IP44 MATT I QR-C51 I 0°**
Ref. Plasterboard kit	**126250**	**126250**	**126250**
Ref. Concrete kit	**126390**	**126390**	**126390**
Ref. Module	**See table**	**See table**	**See table**
Lamp + fitting	QR-C51 I GX5,3	QR-C51 I GX5,3	QR-C51 I GX5,3
	Max. 50 W I IP20 I 12 V I ◈ I ▼	Max. 50 W I IP44 I 12 V I ◈ I ▼	Max. 50 W I IP44 I 12 V I ◈ I ▼
Control gear	Transformer (Excl.)	Transformer (Excl.)	Transformer (Excl.)
Cut-out plasterboard	Ø 200 x 115 mm	Ø 200 x 115 mm	Ø 200 x 115 mm
Cut-out concrete	Ø 80 x 115 mm	Ø 80 x 115 mm	Ø 80 x 115 mm
Materials plasterboard	Aluminium + Fermacell	Aluminium + Fermacell	Aluminium + Fermacell
Materials concrete	Aluminium + galvanized steel	Aluminium + galvanized steel	Aluminium + galvanized steel
	CE	CE	CE
Module	100 g	125 g	150 g
Kit	625 g plasterboard I 375 g concrete	625 g plasterboard I 375 g concrete	625 g plasterboard I 375 g concrete

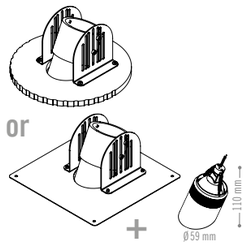

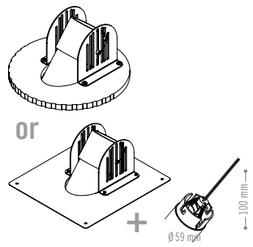

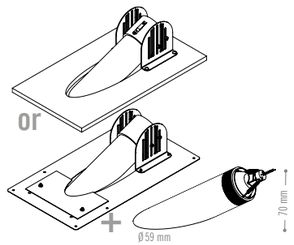

	BULLET HOLE 60 I QR-C51 I 25°	**BULLET HOLE 60 I QR-C51 I 40°**	**BULLET HOLE 60 I QR-C51 I 70°**
	126252	**126254**	**126297**
	126392	**126394**	**126397**
	See table	**See table**	**See table**
	QR-C51 I GX5,3	QR-C51 I GX5,3	QR-C51 I GX5,3
	Max. 50 W I IP20 or IP44 I 12 V I ◈ I ▼	Max. 50 W I IP20 or IP44 I 12 V I ◈ I ▼	Max. 50 W I IP20 or IP44 I 12 V I ◈ I ▼
	Transformer (Excl.)	Transformer (Excl.)	Transformer (Excl.)
	Ø 200 x 115 mm	Ø 200 x 105 mm	202 mm x 362 mm x 110 mm
	Ø 162 x 115 mm	Ø 162 x 105 mm	2 x Ø 162 x 110 mm
	Aluminium + Fermacell	Aluminium + Fermacell	Aluminium + Fermacell
	Aluminium + galvanized steel	Aluminium + galvanized steel	Aluminium + galvanized steel
	CE	CE	CE
	100 g I 125g (IP44)	125 g I 150g (IP44)	175 g I 200g (IP44)
	650 g plasterboard I 400 g concrete	675 g plasterboard I 425 g concrete	1.075 g plasterboard I 500 g concrete

© 100%LIGHT - Fixtures : BULLET HOLE 60 - 0° - Halogen - Matt White Textured & Fixtures : Nowhere - LED

© 100%LIGHT - Fixtures: BULLET HOLE 60 - 25° - Halogen - Matt White Textured

BULLET HOLE 70

LED I IP20 & IP44

LED I CRI ≥ 90

to be painted

ACCESSORY

Ref. 3316200AS (assembled)
HONEYCOMB Ø 70 mm

Ref. 3316250AS (assembled)
CORRECTION FILTER Ø 70 mm

Ref. 126901
Bracket set (3 x)
including screws
plasterboard only

© 100% LIGHT - Fixtures: BULLET HOLE 70 - 0° - LED - Matt White Textured

BULLET HOLE 70 I LED (respect heatsink cooling capability)

	BEAM & LED*	LED COLOUR*	BULLET HOLE ANGLE	FINISH	DRIVERS (LED serial connection)
BULLET HOLE 70 = 127	1 = 15° - G2 2 = 36° - G2	1 = 4000 K 2 = 3000 K 3 = 2700 K	0 = 0° - IP20 1 = 0° - IP44 clear 2 = 25° - IP20 3 = 25° - IP44 clear	1 = Matt White Textured 2 = Matt Black 3 = Bronze Anodised 4 = Gold Anodised	0 = Excl. Driver (max. 700mA DC) 1 = Incl. Driver 350 mA DC 2 = Incl. Dim. Driver 350 mA DC (PUSH DIM) 3 = Incl. Dim. Driver 350 mA DC (PHASE CUT) 4 = Incl. Dim. Driver 350 mA DC (1-10 V) 5 = Incl. Dim. Driver 350 mA DC (DALI) 6 = Incl. Driver 700 mA DC 7 = Incl. Dim. Driver 700 mA DC (PUSH DIM) 8 = Incl. Dim. Driver 700 mA DC (PHASE CUT) 9 = Incl. Dim. Driver 700 mA DC (1-10 V) 10 = Incl. Dim. Driver 700 mA DC (DALI)
	For latest LED technologies Scan or click QR-code			Custom colours on demand Scan or click QR-code	Info drivers or scan / click QR-code
For example :					
127 (BULLET HOLE 70)	1 (25°- G2)	2 (3000 K)	0 (0° - IP20)	3 (Bronze Anodised)	0 (Excl. Driver (max. 700mA DC))

12712030 BULLET HOLE 70 • 0° - IP20 • LED G2 - CRI 90 - 23,4 W • 3000 K • Beam 25° • Bronze Anodised • Excl. Driver (max. 700mA DC)

***G2 on 350mA DC = 11 W - 1219 lm - 4000 K I 11 W - 1079 lm - 3000 K I 11 W - 1065 lm - 2700 K**
***G2 on 700 mA DC = 23,4 W - 2224 lm - 4000 K I 23,4 W - 1969 lm - 3000 K I 23,4 W - 1943 lm - 2700 K**

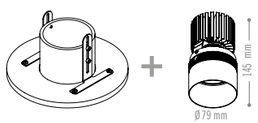

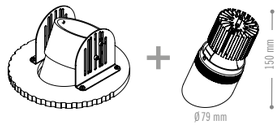

Name	**BULLET HOLE 70 I LED I 0°**	**BULLET HOLE 70 I LED I 25°**
Ref. Plasterboard kit	**127250**	**127252**
Ref. Module	**See table**	**See table**
Lamp + fitting	LED I CRI ≥ 90	LED I CRI ≥ 90
	G2 I 350mA DC I 11 W I IP20 I	G2 I 350mA DC I 11 W I IP20 I
	G2 I 700mA DC I 23,4 W I IP20 I	G2 I 700mA DC I 23,4 W I IP20 I
Control gear	Driver 350 mA DC or 700 mA DC (Excl. or incl.)	Driver 350mA DC or 700 mA DC (Excl. or incl.)
Cut-out plasterboard	Ø 200 x 150 mm	Ø 200 x 155 mm
Materials plasterboard	Aluminium + Fermacell	Aluminium + Fermacell
Finish	See table	See table
	CE	CE
Module	325 g	350 g
Kit	775 g plasterboard	800 g plasterboard

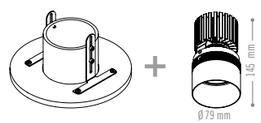

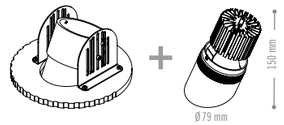

Name	**BULLET HOLE 70 I IP44 CLEAR I LED I 0°**	**BULLET HOLE 70 I IP44 CLEAR I LED I 25°**
Ref. Plasterboard kit	**127250**	**127252**
Ref. Module	**See table**	**See table**
Lamp + fitting	LED I CRI ≥ 90	LED I CRI ≥ 90
	G2 I 350mA DC I 11 W I IP44 I	G2 I 350mA DC I 11 W I IP44 I
	G2 I 700mA DC I 23,4 W I IP44 I	G2 I 700mA DC I 23,4 W I IP44 I
Control gear	Driver 350mA DC or 700 mA DC (Excl. or incl.)	Driver 350mA DC or 700 mA DC (Excl. or incl.)
Cut-out plasterboard	Ø 200 x 150 mm	Ø 200 x 155 mm
Materials plasterboard	Aluminium + Fermacell	Aluminium + Fermacell
Finish	See table	See table
	CE	CE
Module	350 g	375 g
Kit	775 g plasterboard	800 g plasterboard

BULLET HOLE 70

QR-LP70

QR-LP70 | Ba15d

to be painted

Transformers see page 464
Concrete > Remote Transformer

ACCESSORY

Ref. 126901
Bracket set (3 x)
including screws
plasterboard only

BULLET HOLE 70 I QR-LP70

	LAMP TYPE	BULLET HOLE ANGLE	FINISH
BULLET HOLE 70 = 127	**71 = QR-LP70**	**0 = 0° - IP20** **2 = 25° - IP20** **4 = 40° - IP20**	**WHT = Matt White Textured** **BL = Matt Black** **BRA = Bronze Anodised** **GOA = Gold Anodised**
For example : 127 (BULLET HOLE 70)	**71** (QR-LP70)	**2** (25° - IP20)	**WHT** (Matt White Textured)

Custom colours
on demand
Scan or click
QR-code

127712WHT BULLET HOLE 70 - 25° - IP20 • QR-LP70 • Matt White Textured • Transformer (Excl.)

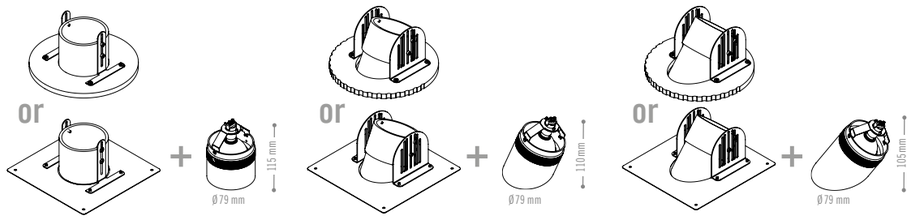

Name	**BULLET HOLE 70 I 0°**	**BULLET HOLE 70 I 25°**	**BULLET HOLE 70 I 40°**
Ref. Plasterboard kit	**127250**	**127252**	**127254**
Ref. Concrete kit	**127390**	**127392**	**127394**
Ref. Module	**See table**	**See table**	**See table**
Lamp + fitting	QR-LP70 I Ba15d	QR-LP70 I Ba15d	QR-LP70 I Ba15d
	20-50 W I IP20 I 12 V I ◈ I ▼	20-50 W I IP20 I 12 V I ◈ I ▼	20-50 W I IP20 I 12 V I ◈ I ▼
Control gear	Transformer (Excl.)	Transformer (Excl.)	Transformer (Excl.)
Cut-out plasterboard	Ø 200 x 120 mm	Ø 200 x 115 mm	Ø 200 x 110 mm
Cut-out concrete	Ø 102 x 120 mm	Ø 177 x 115 mm	Ø 177 x 110 mm
Materials plasterboard	Aluminium + Fermacell	Aluminium + Fermacell	Aluminium + Fermacell
Materials concrete	Aluminium + galvanized steel	Aluminium + galvanized steel	Aluminium + galvanized steel
Finish	See table	See table	See table
	CE	CE	CE
Module	150 g	150 g	175 g
Kit	775 g plasterboard I 425 g concrete	800 g plasterboard I 475 g concrete	800 g plasterboard I 475 g concrete

© 1000K BHT - Fixtures: BULLET HOLE 70 - 0° - IP44 Clear - LED - Matt White Textured

© 100%LIGHT - Fixture: BULLET HOLE 70 Orientable - LED - Matt Black

LED | CRI ≥ 90

QPAR51 | GU10

QR-C51 | GX5,3

to be painted

Transformers see page 464
Concrete > Remote Transformer

ACCESSORY

Ref. 3316050 (GU10 - QR-C51)
3316050AS (assembled - LED)
HONEYCOMB Ø 50 mm

Ref. 3316150 (LED ONLY)
3316150AS (assembled - LED)
CORRECTION FILTER Ø 50 mm

Ref. 126901
Bracket set (3 x)
including screws
plasterboard only

BULLET HOLE 70

orientable

LED I GU10 I QR-C51

BULLET HOLE 70 I ORIENTABLE I LED (respect heatsink cooling capability)

	BEAM - LED*	LED COLOUR*	ORIENTABLE	FINISH	DRIVERS (LED serial connection)
BULLET HOLE 70 = 127	2 = 25° - G2 3 = 34° - G2	1 = 4000 K 2 = 3000 K 3 = 2700 K	9 = Orientable 15° - IP20	WHT = Matt White Textured BL = Matt Black BRA = Bronze Anodised GOA = Gold Anodised	0 = Excl. Driver (max. 350 mA DC) 1 = Incl. Driver 350 mA DC 2 = Incl. Dim. Driver 350 mA DC (PUSH DIM) 3 = Incl. Dim. Driver 350 mA DC (PHASE CUT) 4 = Incl. Dim. Driver 350 mA DC (1-10 V) 5 = Incl. Dim. Driver 350 mA DC (DALI)
	For latest LED technologies Scan or click QR-code			Custom colours on demand Scan or click QR-code	Info drivers or scan / click QR-code
For example :					
127 (Bullet Hole 70)	2 (LED G2 - Beam 25°)	3 (2700 K)	9 (Orientable 15° - IP20)	BRA (Bronze Anodised)	3 (Incl. Dim. Driver 350 mA (PHASE CUT))

127239BRA3 BULLET HOLE 70 Orientable 15° • LED G2 - CRI 90 - 11 W - IP20 • 2700 K - Beam 25° • Bronze Anodised • Incl. Dim. Driver 350mA DC (PHASE CUT)

***G2 = 11W - 1219 lm - 4000 K | 11W - 1079 lm - 3000 K | 11W - 1065 lm - 2700 K**

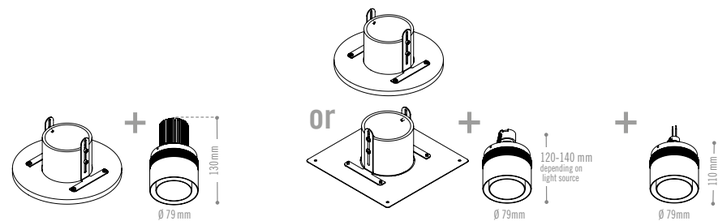

Name	BULLET HOLE 70 I 0° I ORIENTABLE I LED	BULLET HOLE 70 I 0° I ORIENTABLE I GU10	BULLET HOLE 70 I 0° I ORIENTABLE I QR-C51
Ref. Plasterboard kit	127250	127250	127250
Ref. Concrete kit		127390	127390
Ref. Module	See table	12719BL > Matt Black	12709BL > Matt Black
		12719WHT > Matt White Textured	12709WHT > Matt White Textured
		12719BRA > Bronze Anodised	12709BRA > Bronze Anodised
		12719GOA > Gold Anodised	12709GOA > Gold Anodised
Lamp + fitting	LED I CRI ≥ 90	QPAR51 I GU10	QR-C51 I GX5,3
	G2 I 11 W I 350mA DC I IP20 I	20 W-35 W-50 W I IP20 I ~ 230 V I	20 W-50 W I IP20 I 12 V I
Control gear	Driver max. 350mA DC (Excl. or incl.)		Transformer (Excl.)
Orientation	15° I 350°	15° I 350°	15° I 350°
Cut-out plasterboard	Ø 200 x 140 mm	Ø 200 x max. 145 mm	Ø 200 x 115 mm
Cut-out concrete		Ø 102 x max. 145 mm	Ø 102 x 115 mm
Materials plasterboard	Aluminium + Fermacell	Aluminium + Fermacell	Aluminium + Fermacell
Materials concrete		Aluminium + galvanized steel	Aluminium + galvanized steel
Finish	See table	Matt Black (BL) I Matt White Textured (WHT) Bronze Anodised (BRA) I Gold Anodised (GOA)	Matt Black (BL) I Matt White Textured (WHT) Bronze Anodised (BRA) I Gold Anodised (GOA)
	CE	CE	CE
Module	300 g	175 g	175 g
Kit	775 g plasterboard	800 g plasterboard I 425 g concrete	800 g plasterboard I 425 g concrete

© 100%LIGHT - Fixtures : BULLET HOLE 70 Orientable - LED & Fixture : BULLET HOLE 120 - 0° - Halogen - Matt White Textured

BULLET HOLE 70

orientable compact
LED I GU10 I QR-C51

LED I CRI ≥ 90

QPAR51 I GU10

QR-C51 I GX5,3

to be painted

Transformers see page 464
Concrete > Remote Transformer

ACCESSORY

Ref. 3316050 (GU10 - QR-C51)
3316050AS (assembled - LED)
HONEYCOMB Ø 50 mm

Ref. 3316150 (LED ONLY)
3316150AS (assembled - LED)
CORRECTION FILTER Ø 50 mm

Ref. 126901
Bracket set (3 x)
including screws
plasterboard only

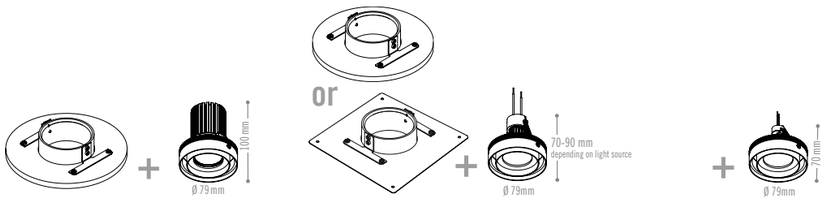

Name	BULLET HOLE 70 I 0° I ORIENT. COMPACT I LED	BULLET HOLE 70 I 0° I ORIENT. COMPACT I GU10	BULLET HOLE 70 I 0° I ORIENT. COMPACT I QR-C51
Ref. Plasterboard kit	127450	127450	127450
Ref. Concrete kit		127590	127590
Ref. Module	See table	12718BL > Matt Black	12708BL > Matt Black
		12718WHT > Matt White Textured	12708WHT > Matt White Textured
		12718BRA > Bronze Anodised	12708BRA > Bronze Anodised
		12718GOA > Gold Anodised	12708GOA > Gold Anodised
Lamp + fitting	LED I CRI ≥90	QPAR51 I GU10	QR-C51 I GX5,3
	G2 I 11 W I 350mA DC I IP20 I	Max. 50 W I IP20 I ~ 230 V I	Max. 50 W I IP20 I 12 V I
Control gear	Driver max. 350mA DC (Excl. or incl.)		Transformer (Excl.)
Orientation	27° I 350°	27° I 350°	27° I 350°
Cut-out plasterboard	Ø 200 x 105 mm	Ø 200 x 95 mm	Ø 200 x 75 mm
Cut-out concrete		Ø 102 x 95 mm	Ø 102 x 75 mm
Materials plasterboard	Aluminium + Fermacell	Aluminium + Fermacell	Aluminium + Fermacell
Materials concrete		Aluminium + galvanized steel	Aluminium + galvanized steel
Finish	See table	Matt Black (BL) I Matt White Textured (WHT) Bronze Anodised (BRA) I Gold Anodised (GOA)	Matt Black (BL) I Matt White Textured (WHT) Bronze Anodised (BRA) I Gold Anodised (GOA)
	CE	CE	CE
Module	275 g	125 g	125 g
Kit	600 g plasterboard	600 g plasterboard I 350 g concrete	600 g plasterboard I 350 g concrete

BULLET HOLE 70 I ORIENTABLE COMPACT I LED (respect heatsink cooling capability)

	BEAM - LED*	LED COLOUR*	ORIENTABLE	FINISH	DRIVERS (LED serial connection)
BULLET HOLE 70 = 127	2 = 25° - G2 3 = 34° - G2	1 = 4000 K 2 = 3000 K 3 = 2700 K	8 = Orientable 27° - IP20	WHT = Matt White Textured BL = Matt Black BRA = Bronze Anodised GOA = Gold Anodised	0 = Excl. Driver (max. 350 mA DC) 1 = Incl. Driver 350 mA DC 2 = Incl. Dim. Driver 350 mA DC (PUSH DIM) 3 = Incl. Dim. Driver 350 mA DC (PHASE CUT) 4 = Incl. Dim. Driver 350 mA DC (1-10 V) 5 = Incl. Dim. Driver 350 mA DC (DALI)
	For latest LED technologies Scan or click QR-code			Custom colours on demand Scan or click QR-code	Info drivers or scan / click QR-code
For example : 127	2 (LED G2 - Beam 25°)	3 (2700 K)	8 (Orientable - 27°- IP20)	BRA (Bronze Anodised)	3 (Incl. Dim. Driver 350 mA DC (PHASE CUT)

127238BRA3 BULLET HOLE 70 Orientable 27° • Compact • LED G2 - CRI 90 - 11 W - IP20 • 2700 K - Beam 25° • Bronze Anodised • Incl. Dim. Driver 350mA DC (PHASE CUT)

***G2 = 11W - 1219 lm - 4000 K I 11W - 1079 lm - 3000 K I 11W - 1065 lm - 2700 K**

© 100%LIGHT - Fixtures : BULLET HOLE 120 - 0° - LED - Matt Black

BULLET HOLE 120
LED

LED | CRI ≥ 90

to be painted

ACCESSORY

Ref. 1280115 Matt Black Spring + HONEYCOMB Ø 115 mm

Ref. 126901
Bracket set (3 x)
including screws
plasterboard only

BULLET HOLE 120 I LED (respect heatsink cooling capability)

	MODULE	BEAM - LED*	BULLET HOLE ANGLE	FINISH	DRIVERS (LED serial connection)
BULLET HOLE 120 = 128	7 = LED 9 = LED COMPACT	1 = 43°- 4000 K - G2 2 = 43°- 3000 K - G2 3 = 43°- 2700 K - G2 4 = 43°- 4000 K - G4 5 = 43°- 3000 K - G4 6 = 43°- 2700 K - G4	0 = 0° - IP20 2 = 25° - IP20	1 = Matt White Textured 2 = Matt Black 3 = Bronze Anodised 4 = Gold Anodised	0 = Excl. Driver (max. 700mA DC) 1 = Incl. Driver 350 mA DC 2 = Incl. Dim. Driver 350 mA DC (PUSH DIM) 3 = Incl. Dim. Driver 350 mA DC (PHASE CUT) 4 = Incl. Dim. Driver 350 mA DC (1-10 V) 5 = Incl. Dim. Driver 350 mA DC (DALI) 6 = Incl. Driver 700 mA DC 7 = Incl. Dim. Driver 700 mA DC (PUSH DIM) 8 = Incl. Dim. Driver 700 mA DC (PHASE CUT) 9 = Incl. Dim. Driver 700 mA DC (1-10 V) 10 = Incl. Dim. Driver 700 mA DC (DALI) DRIVERS FOR LED G4 ONLY 11 = Excl. Driver (max. 1050 mA DC) 12 = Incl. Driver 1050 mA DC 13 = Incl. Dim. Driver 1050 mA DC (PUSH DIM) 14 = Incl. Dim. Driver 1050 mA DC (PHASE CUT) 15 = Incl. Dim. Driver 1050 mA DC (1-10 V) 16 = Incl. Dim. Driver 1050 mA DC (DALI)
		For latest LED technologies Scan or click QR-code		Custom colours on demand Scan or click QR-code	Info drivers or scan / click QR-code

For example :

128 (BULLET HOLE 120)	**9** (LED Compact)	**2** (43° - 3000 K - G2)	**0** (0°- IP20)	**2** (Matt Black)	**3** (Incl. Dim. Driver 350mA DC (PHASE CUT))

12892023 BULLET HOLE 120 - 0° • Compact • LED G2- 11 W - CRI 90 - IP20 • 3000 K - Beam 43° • Matt Black • Incl. Dim. Driver 350mA DC (PHASE CUT)

***G2 on 350mA DC = 11 W - 1219 lm - 4000 K | 11 W - 1079 lm - 3000 K | 11 W - 1065 lm - 2700 K**
***G2 on 700 mA DC = 23,4 W - 2224 lm - 4000 K | 23,4 W - 1969 lm - 3000 K | 23,4 W - 1943 lm - 2700 K**
***G4 on 1050 mA DC = 31 W - 3230 lm - 4000 K | 31 W - 2842 lm - 3000 K | 31 W - 2728 lm - 2700 K**

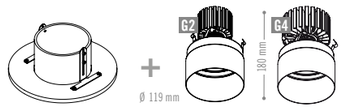

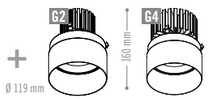

Name	**BULLET HOLE 120 | 0° | LED**	**BULLET HOLE 120 | 0° | LED COMPACT**
Ref. Plasterboard kit	**128250**	**128250**
Ref. Module	**See table**	**See table**
Lamp + fitting	LED | CRI ≥90	LED | CRI ≥90
	G2 | 350mA DC | 11 W | IP20 |	G2 | 350mA DC | 11 W | IP20 |
	G2 | 700 mA DC | 23,4 W | IP20 |	G2 | 700 mA DC | 23,4 W | IP20 |
	G4 | 1050 mA DC | 31 W | IP20 |	G4 | 1050 mA DC | 31 W | IP20 |
Control gear	Driver 350 / 700 / 1.050 mA DC (Excl. or incl.)	Driver 350 / 700 / 1.050 mA DC (Excl. or incl.)
Cut-out plasterboard	Ø 250 x 185 mm	Ø 250 x 165 mm
Materials plasterboard	Aluminium + Fermacell	Aluminium + Fermacell
Finish	See table	See table
	CE	CE
Module	350 g | 525 g (with LED - G4)	375 g | 550 g (with LED - G4)
Kit	1.075 g plasterboard	1.075 g plasterboard

© 100%LIGHT - Fixtures: BULLET HOLE 120 - 25° - Halogen - Matt White Textured

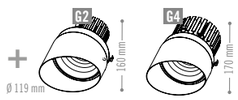

Name	**BULLET HOLE 120 | 25° | LED**	**BULLET HOLE 120 | 25° | LED COMPACT**
Ref. Plasterboard kit	**128252**	**128252**
Ref. Module	**See table**	**See table**
Lamp + fitting	LED | CRI ≥90	LED | CRI ≥90
	G2 | 350mA DC | 11 W | IP20 |	G2 | 350mA DC | 11 W | IP20 |
	G2 | 700 mA DC | 23,4 W | IP20 |	G2 | 700 mA DC | 23,4 W | IP20 |
	G4 | 1050 mA DC | 31 W | IP20 |	G4 | 1050 mA DC | 31 W | IP20 |
Control gear	Driver 350 / 700 / 1.050 mA DC (Excl. or incl.)	Driver 350 / 700 / 1.050 mA DC (Excl. or incl.)
Cut-out plasterboard	Ø 250 x 185 mm	Ø 250 x 165 / 175mm
Materials plasterboard	Aluminium + Fermacell	Aluminium + Fermacell
Finish	See table	See table
	CE	CE
Module	350 g | 525 g (with LED - G4)	375 g | 550 g (with LED - G4)
Kit	1.075 g plasterboard	1.075 g plasterboard

© 100%LIGHT - Fixtures: BULLET HOLE 120 - 0° - Halogen - Matt White Textured & Fixtures: Mento round - Small beam - LED - Stainless steel Beach

BULLET HOLE 120

QR-LP111

QR-LP111 | G53

COMPATIBILITY RETROFIT LAMPS
Scan or click QR-code

to be painted

Transformers see page 464
Concrete > Remote Transformer

ACCESSORY

Ref. 1280115 Matt Black Spring +
HONEYCOMB Ø 115 mm

Ref. 126901
Bracket set (3 x)
including screws
plasterboard only

CUSTOM COLOURS
on demand
Scan or click QR-code

Respect cooling capability of retrofit lamps

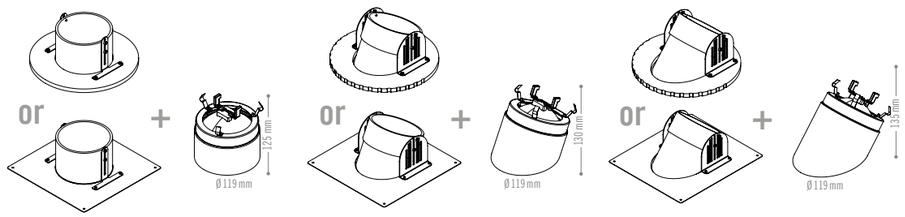

Name	**BULLET HOLE 120 | 0°**	**BULLET HOLE 120 | 25°**	**BULLET HOLE 120 | 40°**
Ref. Plasterboard kit	**128250**	**128252**	**128254**
Ref. Concrete kit	**128390**	**128392**	**128394**
Ref. Module	**128710BL > Matt Black**	**128712BL > Matt Black**	**128714BL > Matt Black**
	128710WHT > Matt White Textured	**128712WHT > Matt White Textured**	**128714WHT > Matt White Textured**
	128710BRA > Bronze Anodised	**128712BRA > Bronze Anodised**	**128714BRA > Bronze Anodised**
	128710GOA > Gold Anodised	**128712GOA > Gold Anodised**	**128714GOA > Gold Anodised**
Lamp + fitting	QR-LP111 | G53	QR-LP111 | G53	QR-LP111 | G53
	Max. 50 W | IP20 | 12 V | ◈ | ▼	Max. 50 W | IP20 | 12 V | ◈ | ▼	Max. 50 W | IP20 | 12 V | ◈ | ▼
Control gear	Transformer (Excl.)	Transformer (Excl.)	Transformer (Excl.)
Cut-out plasterboard	Ø 250 x 130 mm	Ø 250 x 135 mm	Ø 250 x 140 mm
Cut-out concrete	Ø 146 x 130 mm	Ø 225 x 135 mm	Ø 225 x 140 mm
Materials plasterboard	Aluminium + Fermacell	Aluminium + Fermacell	Aluminium + Fermacell
Materials concrete	Aluminium + galvanized steel	Aluminium + galvanized steel	Aluminium + galvanized steel
Finish	Matt Black (BL) | Matt White Text. (WHT) Bronze Anodised (BRA) | Gold Anodised (GOA)	Matt Black (BL) | Matt White Text. (WHT) Bronze Anodised (BRA) | Gold Anodised (GOA)	Matt Black (BL) | Matt White Text. (WHT) Bronze Anodised (BRA) | Gold Anodised (GOA)
	CE	CE	CE
Module	125 g	125 g	125 g
Kit	1.075 g plasterboard | 725 g concrete	1.075 g plasterboard | 725 g concrete	1.150 g plasterboard | 800 g concrete



© 100%LIGHT - Fixtures_ BULLET HOLE 120 - 25° - Halogen - Matt White Textured & Fixture_ Newhere small - LED

© 100% LIGHT - Fixtures : BULLET HOLE 120- 0° - LED & Fixtures : BULLET HOLE 60- 0° - Halogen - Matt White Textured

© 100%LIGHT - Fixtures : BULLET HOLE 120 - 0° - Discharge lamps - Matt Black & Fixtures : BULLET HOLE 70 - 0° - LED - Matt Black & Fixtures : BULLET HOLE OUT - Discharge - Matt Black Textured

BULLET HOLE 120

HIR-CE111

HIR-CE111 | GX8.5

to be painted

Ballasts see page 464
Concrete > Remote Ballast

ACCESSORY

Ref. 1280115 Matt Black Spring +
HONEYCOMB Ø 115 mm

Ref. 126901
Bracket set (3x)
including screws
plasterboard only

UV Filter I HIR-CE111
Ref. 191400 Clear
Ref. 191401 Matt

CUSTOM COLOURS
on demand
Scan or click QR-code

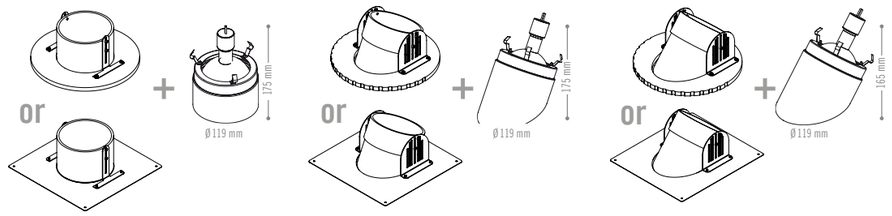

Name	**BULLET HOLE 120 I 0°**	**BULLET HOLE 120 I 25°**	**BULLET HOLE 120 I 40°**
Ref. Plasterboard kit	**128250**	**128252**	**128254**
Ref. Concrete kit	**128390**	**128392**	**128394**
Ref. Module	**128790BL > Matt Black**	**128792BL > Matt Black**	**128794BL > Matt Black**
	128790WHT > Matt White Textured	**128792WHT > Matt White Textured**	**128794WHT > Matt White Textured**
	128790BRA > Bronze Anodised	**128792BRA > Bronze Anodised**	**128794BRA > Bronze Anodised**
	128790GOA > Gold Anodised	**128792GOA > Gold Anodised**	**128794GOA > Gold Anodised**
Lamp + fitting	HIR-CE111 I GX8,5	HIR-CE111 I GX8,5	HIR-CE111 I GX8,5
	35-70W I IP20 I 4,5kV I ⏚ I ▼	35-70W I IP20 I 4,5kV I ⏚ I ▼	35-70W I IP20 I 4,5kV I ⏚ I ▼
Control gear	Ballast (Excl.)	Ballast (Excl.)	Ballast (Excl.)
Cut-out plasterboard	Ø 250 x 180 mm	Ø 250 x 180 mm	Ø 250 x 170 mm
Cut-out concrete	Ø 146 x 180 mm	Ø 225 x 180 mm	Ø 225 x 170 mm
Materials plasterboard	Aluminium + Fermacell	Aluminium + Fermacell	Aluminium + Fermacell
Materials concrete	Aluminium + galvanized steel	Aluminium + galvanized steel	Aluminium + galvanized steel
Finish	Matt Black (BL) I Matt White Text. (WHT) Bronze Anodised (BRA) I Gold Anodised (GOA)	Matt Black (BL) I Matt White Text. (WHT) Bronze Anodised (BRA) I Gold Anodised (GOA)	Matt Black (BL) I Matt White Text. (WHT) Bronze Anodised (BRA) I Gold Anodised (GOA)
	CE	CE	CE
Module	150 g	150 g	150 g
Kit	1.075 g plasterboard I 725 g concrete	1.075 g plasterboard I 725 g concrete	1.150 g plasterboard I 800 g concrete

BULLET HOLE 120

sound & air

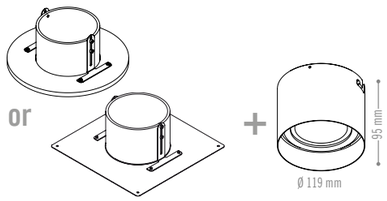

Name	**BULLET HOLE 120 I SOUNDMODULE (incl. soundmodule)**
Ref. Plasterboard kit	**128250**
Ref. Concrete kit	**128390**
Ref. Module	**128610BL > Matt Black**
	128610WHT > Matt White Textured
	128610BRA > Bronze Anodised
	128610GOA > Gold Anodised
Cut-out plasterboard	Ø 250 x 115 mm
Cut-out concrete	Ø 146 x 115 mm
Materials plasterboard	Aluminium + Fermacell
Materials concrete	Aluminium + galvanized steel
Finish	Matt Black (BL) I Matt White Textured (WHT) Bronze Anodised (BRA) I Gold Anodised (GOA)
	CE
Module	800 g
Kit	1.075 g plasterboard I 725 g concrete

to be painted

ACCESSORY

Ref. 126901
Bracket set (3x)
including screws
plasterboard only

CUSTOM COLOURS
on demand
Scan or click QR-code

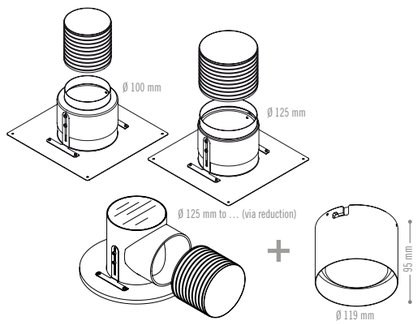

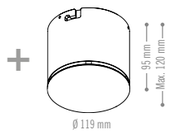

Name	**BULLET HOLE 120 I AIR IN I Ø100 or Ø125**	**BULLET HOLE 120 I AIR OUT I Ø100 or Ø125**
Ref. Plasterboard kit	**128259 > max. Ø125**	**128259 > max. Ø125**
Ref. Concrete kit	**128358 > Ø100 I 128359 > Ø125**	**128358 > Ø100 I 128359 > Ø125**
Ref. Module	**128510BL > Matt Black**	**128520BL > Matt Black**
	128510WHT > Matt White Textured	**128520WHT > Matt White Textured**
Cut-out plasterboard	Ø 250 x 160 mm	Ø 250 x 160 mm
Cut-out concrete	Ø 146	Ø 146
Materials plasterboard	Aluminium + Fermacell	Aluminium + Fermacell
Materials concrete	Aluminium + galvanized steel	Aluminium + galvanized steel
Finish	Matt Black (BL) I Matt White Textured (WHT)	Matt Black (BL) I Matt White Textured (WHT)
	CE	CE
Module	475 g	525 g
Kit	1.400 g plasterboard I 800 g concrete	1.400 g plasterboard I 800 g concrete

© 100%LIGHT - Fixture: BULLET HOLE 120 - AIR IN - Matt White Textured

© 100%LIGHT - Fixture : BULLET HOLE OUT - LED - Ceiling tube: Matt Black Textured - Light tube: Matt White Textured - Cone: Black Anodised

BULLET HOLE OUT

BULLET HOLE OUT

BULLET HOLE OUT is renowned for its unique cylindrical design. The design is ceiling recessed, reinforcing the cylindrical body thanks to its trimless finish.

BULLET HOLE OUT has many applications and has been designed for demanding environments, providing high levels of lighting performance and extreme levels of flexibility.

The swiftly adjustable round tube can either be positioned flush in the ceiling or tilted up to 90°, rotation is up to 360°, all in one movement.

BULLET HOLE OUT has 2 different reflectors, Ø50 mm and Ø70 mm, for halogen, LED or even discharge lamps.

The countless colour combinations include Matt White Textured, Matt Black Textured, Bronze Anodised and Gold Anodised.

BULLET HOLE OUT can be used from domestic to retail projects designed to light up and highlight, adding value to the design statement of its environment.

LEDs & LED FIXTURES 5 YEARS WARRANTY

BULLET HOLE OUT

reflector Ø50
LED I IP20 & IP44

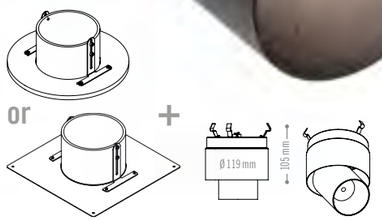

LED I CRI ≥ 90

to be painted

ACCESSORY

Ref. 3316050
3316050AS (assembled)
HONEYCOMB Ø 50 mm

Ref. 3316150 (LED ONLY)
3316150AS (assembled only with honeycomb)
CORRECTION FILTER Ø 50 mm

Ref. 126901
Bracket set (3 x) including screws plasterboard only

Name	**BULLET HOLE OUT I R50 I LED**	**BULLET HOLE OUT I R50 I LED I IP44**
Ref. Plasterboard kit	**128250**	**128250**
Ref. Concrete kit	**128390**	**128390**
Ref. module	**See table**	**See table**
Lamp + fitting	LED I CRI ≥ 90 G2 I 11W I 350mA DC I IP20 I	LED I CRI ≥ 90 G2 I 11W I 350mA DC I IP44 I
Control gear	Driver max. 350 mA DC (Excl. or incl.)	Driver max. 350 mA DC (Excl. or incl.)
Cut-out plasterboard	Ø 250 x 130 mm	Ø 250 x 130 mm
Cut-out concrete	Ø 146 x 110 mm	Ø 146 x 110 mm
Materials plasterboard	Aluminium + Fermacell	Aluminium + Fermacell
Materials concrete	Aluminium + galvanized steel	Aluminium + galvanized steel
Finish	See table	See table
	CE	CE
Module	825 g	850 g
Kit	1.075 g plasterboard I 725 g concrete	1.075 g plasterboard I 725 g concrete

BULLET HOLE OUT I REFLECTOR Ø50 I LED

	LED*	BEAM - LED COLOUR*	1 FINISH CEILING TUBE	2 FINISH MECHANISM	3 FINISH LIGHT TUBE	4 FINISH CONE	DRIVERS (LED serial connection)
BULLET HOLE OUT = 127	7 = LED G2 - IP20 9 = LED G2 - IP44 Clear	1 = 25° - 4000 K 2 = 25° - 3000 K 3 = 25° - 2700 K 4 = 34° - 4000 K 5 = 34° - 3000 K 6 = 34° - 2700 K 7 = 46° - 4000 K 8 = 46° - 3000 K 9 = 46° - 2700 K	1 = Matt White Textured 2 = Matt Black Textured 3 = Bronze Anodised 4 = Gold Anodised	1 = Matt White Textured 2 = Matt Black Textured	1 = Matt White Textured 2 = Matt Black Textured 3 = Bronze Anodised 4 = Gold Anodised	1 = Matt White Textured 2 = Matt Black Textured 3 = Black Anodised 4 = Bronze Anodised 5 = Gold Anodised	0 = Excl. Driver (max. 350 mA DC) 1 = Incl. Driver 350 mA DC 2 = Incl. Dim. Driver 350 mA DC (PUSH DIM) 3 = Incl. Dim. Driver 350 mA DC (PHASE CUT) 4 = Incl. Dim. Driver 350 mA DC (1-10 V) 5 = Incl. Dim. Driver 350 mA DC (DALI)

For latest LED technologies Scan or click QR-code

Info drivers or scan / click QR-code
CONCRETE KIT Remote driver

For example :

127	**7**	**3**	**1**	**1**	**3**	**4**	**3**
(BULLET HOLE Out)	(LED G2 refl. Ø50 - IP20)	(25° - 2700 K)	(Matt White Textured)	(Matt White Textured)	(Bronze Anodised)	(Bronze Anodised)	(Incl. Dim. driver 350mA DC (PHASE CUT))

1277311343 BULLET HOLE OUT • Ceiling Tube: Matt White Textured • Mechanism: Matt White Textured • Light tube: Bronze Anodised
Cone: Bronze Anodised • LED G2 - 11 W - 2700 K - Beam 25° - IP20 • Reflector Ø 50 • Incl. Dim. Driver 350mA DC (PHASE CUT)

***G2 = 11W - 1219 lm - 4000 K I 11W - 1079 lm - 3000 K I 11W - 1065 lm - 2700 K**

BULLET HOLE OUT

reflector Ø70
LED I IP20

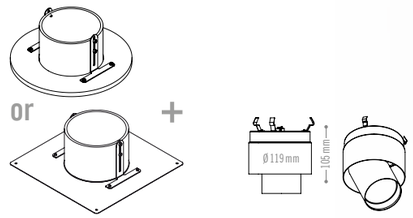

Name	**BULLET HOLE OUT I R70 I LED**
Ref. Plasterboard kit	**128250**
Ref. Concrete kit	**128390**
Ref. module	**See table**
Lamp + fitting	LED I CRI ≥ 90 G2 I 11W I 350mA DC I IP20 I
Control gear	Driver max. 350mA DC (Excl. or incl.)
Cut-out plasterboard	Ø 250 x 130 mm
Cut-out concrete	Ø 146 x 110 mm
Materials plasterboard	Aluminium + Fermacell
Materials concrete	Aluminium + galvanized steel
Finish	See table
	CE
Module	725 g
Kit	1.075 g plasterboard I 725 g concrete

BULLET HOLE OUT I REFLECTOR Ø70 I LED

	LED*	BEAM - LED COLOUR*	1 FINISH CEILING TUBE	2 FINISH MECHANISM	3 FINISH LIGHT TUBE	DRIVERS (LED serial connection)
BULLET HOLE OUT = 127	6 = LED G2 - IP20	1 = 15° - 4000 K 2 = 15° - 3000 K 3 = 15° - 2700 K 4 = 36° - 4000 K 5 = 36° - 3000 K 6 = 36° - 2700 K 7 = 51° - 4000 K 8 = 51° - 3000 K 9 = 51° - 2700 K	1 = Matt White Textured 2 = Matt Black Textured 3 = Bronze Anodised 4 = Gold Anodised	1 = Matt White Textured 2 = Matt Black Textured	1 = Matt White Textured 2 = Matt Black Textured 3 = Bronze Anodised 4 = Gold Anodised	0 = Excl. Driver (max. 350 mA DC) 1 = Incl. Driver 350 mA DC 2 = Incl. Dim. Driver 350 mA DC (PUSH DIM) 3 = Incl. Dim. Driver 350 mA DC (PHASE CUT) 4 = Incl. Dim. Driver 350 mA DC (1-10 V) 5 = Incl. Dim. Driver 350 mA DC (DALI)

For latest LED technologies Scan or click QR-code

Info drivers or scan / click QR-code
CONCRETE KIT Remote driver

For example :

127	**6**	**3**	**1**	**1**	**3**	**3**
(BULLET HOLE Out)	(LED G2 refl. Ø70 - IP20)	(15° - 2700 K)	(Matt White Textured)	(Matt White Textured)	(Bronze Anodised)	(Incl. Dim. driver 350mA DC (PHASE CUT))

127631133 BULLET HOLE OUT • Ceiling Tube: Matt White Textured • Mechanism: Matt White Textured • Light tube: Bronze Anodised
LED G2 - 11 W - 2700 K - Beam 15° - IP20 • Reflector Ø 70 • Incl. Dim. Driver 350mA DC (PHASE CUT)

***G2 = 11W - 1219 lm - 4000 K I 11W - 1079 lm - 3000 K I 11W - 1065 lm - 2700 K**

© Photography: Alexandre Van Battel - Fixtures : BULLET HOLE 120 - 0° - Halogen - Matt White Textured & Fixtures : BULLET HOLE OUT - Halogen - Matt White Textured

© 100%LIGHT - Architecture : Glenn Sestig Architects - Fixtures : BULLET HOLE OUT - LED - Matt Black Painted

© 100%LIGHT - Architecture : Glenn Sestig Architects - Fixtures : BULLET HOLE OUT - LED - Matt White Painted

© 100%LIGHT - Fixtures : Bullet Holet 120 - 0° - Custom colour & Fixtures : BULLET HOLE OUT - LED - Custom colour

BULLET HOLE OUT

reflector Ø50

GU10 I QR-C51 I IP20

QPAR51 I GU10

QR-C51 I GX5,3

COMPATIBILITY RETROFIT LAMPS
Scan or click QR-code

CUSTOM COLOURS
on demand
Scan or click QR-code

ACCESSORY

Ref. 3316050 (only QR-C51)
HONEYCOMB Ø 50 mm

Ref. 3316150 (LED ONLY)
3316150AS (assembled only with honeycomb)
CORRECTION FILTER Ø 50 mm

Ref. 126901
Bracket set (3 x) including screws plasterboard only

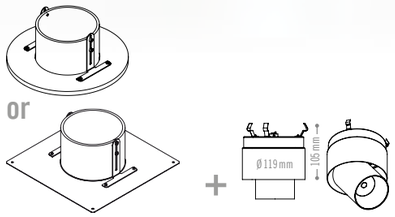

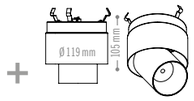

Name	**BULLET HOLE OUT I R50 I GU10**	**BULLET HOLE OUT I R50 I QR-C51**
Ref. Plasterboard kit	**128250**	**128250**
Ref. Concrete kit	**128390**	**128390**
Ref. module	**See table**	**See table**
Lamp + fitting	QPAR51 I GU10	QR-C51 I GX5,3 I coolfit
	Max. 50 W I IP20 I ~ 230 V I	Max. 50 W I IP20 I 12 V I
Control gear		Transformer (Excl.)
Cut-out plasterboard	Ø 250 x 110 mm	Ø 250 x 130 mm
Cut-out concrete	Ø 146 x 110 mm	Ø 146 x 110 mm
Materials plasterboard	Aluminium + Fermacell	Aluminium + Fermacell
Materials concrete	Aluminium + galvanized steel	Aluminium + galvanized steel
Finish	See table	See table
	CE	CE
Module	750 g	750 g
Kit	1.075 g plasterboard I 725 g concrete	1.075 g plasterboard I 725 g concrete

BULLET HOLE OUT I REFLECTOR Ø50

	LAMP TYPE	1 FINISH CEILING TUBE	2 FINISH MECHANISM	3 FINISH LIGHT TUBE	4 FINISH CONE
BULLET HOLE OUT = 127	**3 = QR-C51 - IP20** **5 = GU10 - IP20**	**1 = Matt White Textured** **2 = Matt Black Textured** **3 = Bronze Anodised** **4 = Gold Anodised**	**1 = Matt White Textured** **2 = Matt Black Textured**	**1 = Matt White Textured** **2 = Matt Black Textured** **3 = Black Anodised** **4 = Bronze Anodised** **5 = Gold Anodised**	**1 = Matt White Textured** **2 = Matt Black Textured** **3 = Bronze Anodised** **4 = Gold Anodised** **5 = Black Anodised**
For example :					
127 (BULLET HOLE OUT)	**5** (GU10 - IP20)	**1** (Matt White Textured)	**1** (Matt White Textured)	**5** (Gold Anodised)	**4** (Gold Anodised)

12751154 BULLET HOLE OUT • GU10 - IP20 • Ceiling Tube: Matt White Textured • Mechanism: Matt White Textured
Light tube: Gold Anodised • Cone: Gold Anodised • Reflector Ø50

QR-LP70 I Ba15d

QT-LP12 I GY6,35

HIT-TC I G8,5

Transformers / Ballasts
See page 464
Concrete > Remote Transformer / Ballast

to be painted

BULLET HOLE OUT

reflector Ø70

QR-LP70 I QT-LP12 I HIT-TC I IP20

Name	**BULLET HOLE OUT I R70 I QR-LP70**	**BULLET HOLE OUT I R70 I QT-LP12**	**BULLET HOLE OUT I R70 I HIT-TC**
Ref. Plasterboard kit	**128250**	**128250**	**128250**
Ref. Concrete kit	**128390**	**128390**	**128390**
Ref. module	**See table**	**See table**	**See table**
Lamp + fitting	QR-LP70 I Ba15d	QT-LP12 I GY 6,35	HIT-TC I G8,5
	20-50 W I IP20 I 12 V I	20-35-50 W I IP20 I 12 V I	35W I IP20 I ~ 230 V I
Control gear	Transformer (Excl.)	Transformer (Excl.)	Ballast (Excl.)
Cut-out plasterboard	Ø 250 x 130 mm	Ø 250 x 130 mm	Ø 250 x 130 mm
Cut-out concrete	Ø 146 x 110 mm	Ø 146 x 110 mm	Ø 146 x 110 mm
Materials plasterboard	Aluminium + Fermacell	Aluminium + Fermacell	Aluminium + Fermacell
Materials concrete	Aluminium + galvanized steel	Aluminium + galvanized steel	Aluminium + galvanized steel
Finish	See table	See table	See table
	CE	CE	CE
Module	700 g	700 g	700 g
Kit	1.075 g plasterboard I 725 g concrete	1.075 g plasterboard I 725 g concrete	1.075 g plasterboard I 725 g concrete

BULLET HOLE OUT I REFLECTOR Ø70

	LAMP TYPE	1 FINISH CEILING TUBE	2 FINISH MECHANISM	3 FINISH LIGHT TUBE
BULLET HOLE OUT = 127	**1 = QT-LP12 - IP20** **2 = QR-LP70 - IP20** **4 = HIT-TC - IP20**	**1 = Matt White Textured** **2 = Matt Black Textured** **3 = Bronze Anodised** **4 = Gold Anodised**	**1 = Matt White Textured** **2 = Matt Black Textured**	**1 = Matt White Textured** **2 = Matt Black Textured** **3 = Bronze Anodised** **4 = Gold Anodised**
For example :				
127 (BULLET HOLE OUT)	**1** (QT12 - IP20)	**1** (Matt White Textured)	**1** (Matt White Textured)	**4** (Gold Anodised)

1271114 BULLET HOLE OUT • QT12 - IP20 • Ceiling Tube: Matt White Textured • Mechanism: Matt White Textured
Light tube: Gold Anodised • Reflector Ø70 • Transformer (Excl.)

© 100%LIGHT - Fixtures : Bullet Holet 120 - 0° - Halogen - Matt White Textured & Fixtures : BULLET HOLE OUT - Halogen - Matt White Textured

© 100%LIGHT - Fixtures: Bullet Holet SMALL TRIM - - Halogen - Matt White Textured & Fixtures: Mento Square - LED - Small beam - Stainless Steel

BULLET HOLE
SMALL TRIM

This splendid spot is supplied with a narrow trim. Because of the deeply recessed light source, BULLET HOLE SMALL TRIM provides a high level of visual comfort.

A wide range finishes are available from Matt White Textured or Matt Black Textured to Bronze Anodised and Gold Anodised.

Light sources from halogen, LED or even discharge lamps for all different applications. What makes BULLET HOLE SMALL TRIM an ideal recessed spot for homes with an intimate atmosphere or shops with high efficient light results.

BULLET HOLE SMALL TRIM
Matt White Textured

BULLET HOLE SMALL TRIM
Gold anodised

BULLET HOLE SMALL TRIM
Bronze anodised

BULLET HOLE SMALL TRIM
Matt Black Textured

BULLET HOLE 120

SMALL TRIM

LED I QR-LP111 I HIR-CE111

LED I CRI ≥ 90

COMPATIBILITY RETROFIT LAMPS

Scan or click QR-code

QR-LP111 I G53

HIR-CE111 I GX8.5

Transformers / Ballasts
See page 464
Concrete → Remote Transformer / Ballast

ACCESSORY

Ref. 1280115 + Matt black spring
HONEYCOMB Ø 115 mm

Ref. 1281115 (LED ONLY) + spring
CORRECTION FILTER Ø 115 mm

Ref. 191400 (clear)
191401 (Matt)

UV Filter I HIR-CE111

BULLET HOLE SMALL TRIM I LED (→ respect heatsink cooling capability)

SMALL TRIM	MODULE	BEAM - LED COLOUR - LED*	FINISH	DRIVERS (LED serial connection)
BULLET HOLE 120 8 = SMALL TRIM = 128	7 = LED 9 = LED COMPACT	1 = 43°- 4000 K - G2 2 = 43°- 3000 K - G2 3 = 43°- 2700 K - G2 4 = 43°- 4000 K - G4 5 = 43°- 3000 K - G4 6 = 43°- 2700 K - G4	1 = Matt White Textured 2 = Matt Black Textured 3 = Bronze Anodised 4 = Gold Anodised	0 = Excl. Driver (max. 700mA DC) 1 = Incl. Driver 350 mA DC 2 = Incl. Dim. Driver 350 mA DC (PUSH DIM) 3 = Incl. Dim. Driver 350 mA DC (PHASE CUT) 4 = Incl. Dim. Driver 350 mA DC (1-10 V) 5 = Incl. Dim. Driver 350 mA DC (DALI) 6 = Incl. Driver 700 mA DC 7 = Incl. Dim. Driver 700 mA DC (PUSH DIM) 8 = Incl. Dim. Driver 700 mA DC (PHASE CUT) 9 = Incl. Dim. Driver 700 mA DC (1-10 V) 10 = Incl. Dim. Driver 700 mA DC (DALI) → DRIVERS FOR LED G4 ONLY 11 = Excl. Driver (max. 1050 mA DC) 12 = Incl. Driver 1050 mA DC 13 = Incl. Dim. Driver 1050 mA DC (PUSH DIM) 14 = Incl. Dim. Driver 1050 mA DC (PHASE CUT) 15 = Incl. Dim. Driver 1050 mA DC (1-10 V) 16 = Incl. Dim. Driver 1050 mA DC (DALI)
		For latest LED technologies Scan or click QR-code	Custom colours on demand Scan or click QR-code	Info drivers or scan / click QR-code CONCRETE KIT → Remote driver
For example : 128 (BULLET HOLE 120)	8 (SMALL TRIM)	9 (LED Compact)	2 (43° - 3000 K - G2 - IP20)	2 (Matt Black Textured)	3 (Incl. Dim. Driver 350mA DC (PHASECUT))

12889223 BULLET HOLE 120 SMALL TRIM • Compact • LED G2 - 11 W - CRI 90 - IP20 • 3000 K - Beam 43° • Matt Black Textured • Incl. Dim. Driver 350mA DC (PHASE CUT)

*G2 on 350mA DC = 11 W - 1219 lm - 4000 K I 11 W - 1079 lm - 3000 K I 11 W - 1065 lm - 2700 K
*G2 on 700 mA DC = 23,4 W - 2224 lm - 4000 K I 23,4 W - 1969 lm - 3000 K I 23,4 W - 1943 lm - 2700 K
*G4 on 1050 mA DC = 31 W - 3230 lm - 4000 K I 31 W - 2842 lm - 3000 K I 31 W - 2728 lm - 2700 K

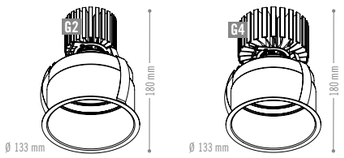

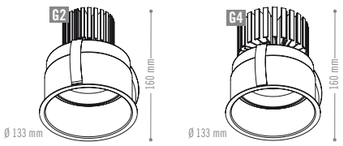

Name	BULLET HOLE 120 SMALL TRIM I LED	BULLET HOLE 120 SMALL TRIM I LED COMPACT
Ref. Module	See table	See table
Lamp + fitting	LED I CRI ≥ 90	LED I CRI ≥ 90
	G2 I 11 W I 350mA DC I IP20 I	G2 I 11 W I 350mA DC I IP20 I
	G2 I 23,4 W I 700mA DC I IP20 I	G2 I 23,4 W I 700mA DC I IP20 I
	G4 I 31 W I 1050mA DC I IP20 I	G4 I 31 W I 1050mA DC I IP20 I
Control gear	Driver 350 / 700 / 1050 mA DC (Excl. or incl.)	Driver 350 / 700 / 1050 mA DC (Excl. or incl.)
Cut-out	Ø 125 x 185 mm	Ø 125 x 165 mm
Materials	Aluminium	Aluminium
Finish	See table	See table
	CE	CE
Module	375 g I 550 g (with LED - G4)	400 g I 575 g (with LED - G4)

Name	BULLET HOLE 120 SMALL TRIM I QR-LP111	BULLET HOLE 120 SMALL TRIM I HIR-CE111
Ref.	128810BLT > Matt Black Textured	128890BLT > Matt Black Textured
	128810WHT > Matt White Textured	128890WHT > Matt White Textured
	128810BRA > Bronze Anodised	128890BRA > Bronze Anodised
	128810GOA > Gold Anodised	128890GOA > Gold Anodised
Lamp + fitting	QR-LP111 I G53	HIR-CE111 I GX8,5
	35-50 W I IP20 I 12 V I	35-70W I IP20 I ~ 230 V I
Control gear	Transformer (Excl.)	Ballast (Excl.)
Cut-out	Ø 125 x 105 mm	Ø 125 x 175 mm
Materials plasterboard	Aluminium	Aluminium
Materials concrete	Aluminium + galvanized steel	Aluminium + galvanized steel
Finish	Matt Black (BL) I Matt White Textured (WHT) Bronze Anodised (BRA) I Gold Anodised (GOA)	Matt Black (BL) I Matt White Textured (WHT) Bronze Anodised (BRA) I Gold Anodised (GOA)
	CE	CE
Module	150 g	175 g

© 100%LIGHT - Fixture : Bullet Holet Out SMALL TRIM - Reflector Ø 50 - LED - Ceiling Tube: Matt White Textured - Mechanism: Matt White Textured - Cone: Gold Anodised

BULLET HOLE OUT SMALL TRIM

BULLET HOLE OUT
SMALL TRIM

BULLET HOLE OUT SMALL TRIM is renowned for its unique cylindrical design and is designed for recessed ceiling applications where a minimal trim is desirable.

BULLET HOLE OUT SMALL TRIM has many applications and has been designed for demanding environments, providing high levels of lighting performance and extreme levels of flexibility.

The swiftly adjustable round tube can either be positioned flush in the ceiling or tilted up to 90°, rotation is up to 360°, all in one movement. BULLET HOLE OUT SMALL TRIM has 2 different diameters of reflectors, Ø 50 mm and Ø 70 mm, for halogen, LED or even discharge lamps. The countless colour combinations include Matt White Textured, Matt Black Textured, Bronze Anodised and Gold Anodised.

BULLET HOLE OUT SMALL TRIM can be used from domestic to retail projects designed to light up and highlight, adding value to the design statement of its environment.

LEDS & LED FIXTURES 5 YEARS WARRANTY

BULLET HOLE OUT

SMALL TRIM I reflector Ø50
LED I IP20 & IP44

LED I CRI ≥ 90

ACCESSORY

Ref. 3316050 (only QR-C51)
HONEYCOMB Ø 50 mm

Ref. 3316150 (LED ONLY)
3316150AS (assembled only with honeycomb)
CORRECTION FILTER Ø 50 mm

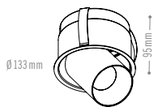

Name	**BULLET HOLE OUT SMALL TRIM I R50 I LED**	**BULLET HOLE OUT SMALL TRIM I R50 I LED I IP44**
Ref. module	**See table**	**See table**
Lamp + fitting	LED I CRI ≥ 90	LED I CRI ≥ 90
	G2 I 11W I 350mA DC I IP20 I	G2 I 11W I 350mA DC I IP44 I
Control gear	Driver max. 350 mA DC (Excl. or incl.)	Driver max. 350 mA DC (Excl. or incl.)
Cut-out	Ø 125 x 100 mm	Ø 125 x 100 mm
Materials	Aluminium	Aluminium
Finish	See table	See table
	CE	CE
Module	850 g	875 g

BULLET HOLE OUT SMALL TRIM I REFLECTOR Ø50 I LED

	LED*	BEAM - LED COLOUR*	1 FINISH CEILING TUBE	2 FINISH MECHANISM	3 FINISH LIGHT TUBE	4 FINISH CONE	DRIVERS (LED serial connection)
BULLET HOLE OUT SMALL TRIM = 128	7 = LED G2 - IP20 9 = LED G2 - IP44 Clear	1 = 25° - 4000 K 2 = 25° - 3000 K 3 = 25° - 2700 K 4 = 34° - 4000 K 5 = 34° - 3000 K 6 = 34° - 2700 K 7 = 46° - 4000 K 8 = 46° - 3000 K 9 = 46° - 2700 K	1 = Matt White Textured 2 = Matt Black Textured 3 = Bronze Anodised 4 = Gold Anodised	1 = Matt White Textured 2 = Matt Black Textured	1 = Matt White Textured 2 = Matt Black Textured 3 = Bronze Anodised 4 = Gold Anodised	1 = Matt White Text. 2 = Matt Black Textured 3 = Black Anodised 4 = Bronze Anodised 5 = Gold Anodised	0 = Excl. Driver (max. 350 mA DC) 1 = Incl. Driver 350 mA DC 2 = Incl. Dim. Driver 350 mA DC (PUSH DIM) 3 = Incl. Dim. Driver 350 mA DC (PHASE CUT) 4 = Incl. Dim. Driver 350 mA DC (1-10 V) 5 = Incl. Dim. Driver 350 mA DC (DALI)
	For latest LED technologies Scan or click QR-code						Info drivers or scan / click QR-code CONCRETE KIT Remote driver
For example :	128 (BULLET HOLE OUT SMALL TRIM) 7 (LED G2 refl. Ø50 - IP20)	3 (25° - 2700 K)	1 (Matt White Textured)	1 (Matt White Textured)	3 (Bronze Anodised)	4 (Bronze Anodised)	3 (Incl. Dim. driver 350mA DC (PHASE CUT))

1287311343 BULLET HOLE OUT SMALL TRIM • Ceiling Tube: Matt White Textured • Mechanism: Matt White Textured • Light tube: Bronze Anodised
Cone: Bronze Anodised • LED G2 - 11 W - 2700 K - Beam 25°• Reflector Ø 50 • Incl. Dim. Driver 350mA DC (PHASE CUT)

***G2 = 11W - 1219 lm - 4000 K I 11W - 1079 lm - 3000 K I 11W - 1065 lm - 2700 K**

BULLET HOLE OUT

SMALL TRIM I reflector Ø70
LED I IP20

Name	**BULLET HOLE OUT SMALL TRIM I R70 I LED**
Ref. module	**See table**
Lamp + fitting	LED I CRI ≥ 90
	G2 I 11W I 350mA DC I IP20 I
Control gear	Driver max. 350mA DC (Excl. or incl.)
Cut-out	Ø 125 x 100 mm
Materials	Aluminium
Finish	See table
	CE
Module	725 g

BULLET HOLE OUT SMALL TRIM I REFLECTOR Ø70 I LED

	LED*	BEAM - LED COLOUR*	1 FINISH CEILING TUBE	2 FINISH MECHANISM	3 FINISH LIGHT TUBE	DRIVERS (LED serial connection)
BULLET HOLE OUT SMALL TRIM = 128	6 = LED G2 - IP20	1 = 15° - 4000 K 2 = 15° - 3000 K 3 = 15° - 2700 K 4 = 36° - 4000 K 5 = 36° - 3000 K 6 = 36° - 2700 K 7 = 51° - 4000 K 8 = 51° - 3000 K 9 = 51° - 2700 K	1 = Matt White Textured 2 = Matt Black Textured 3 = Bronze Anodised 4 = Gold Anodised	1 = Matt White Textured 2 = Matt Black Textured	1 = Matt White Textured 2 = Matt Black Textured 3 = Bronze Anodised 4 = Gold Anodised	0 = Excl. Driver (max. 350 mA DC) 1 = Incl. Driver 350 mA DC 2 = Incl. Dim. Driver 350 mA DC (PUSH DIM) 3 = Incl. Dim. Driver 350 mA DC (PHASE CUT) 4 = Incl. Dim. Driver 350 mA DC (1-10 V) 5 = Incl. Dim. Driver 350 mA DC (DALI)
	For latest LED technologies Scan or click QR-code					Info drivers or scan / click QR-code CONCRETE KIT Remote driver
For example :	128 (BULLET HOLE OUT SMALL TRIM) 6 (LED G2 reflector Ø70 - IP20)	3 (15° - 2700 K)	1 (Matt White Textured)	1 (Matt White Textured)	3 (Bronze Anodised)	3 (Incl. Dim. driver 350mA DC (PHASE CUT))

128631133 BULLET HOLE OUT SMALL TRIM • Ceiling Tube: Matt White Textured • Mechanism: Matt White Textured • Light tube: Bronze Anodised
LED G2 - 11 W - 2700 K - Beam 15°• Reflector Ø 70 • Incl. Dim. Driver 350mA DC (Phase CUT)

***G2 = 11W - 1219 lm - 4000 K I 11W - 1079 lm - 3000 K I 11W - 1065 lm - 2700 K**

© 100%LIGHT - Fixtures: BULLET HOLE OUT SMALL TRIM - Halogen - Matt White Textured
WE are different

BULLET HOLE OUT

SMALL TRIM I reflector Ø50
GU10 I QR-C51 I IP20

QPAR51 I GU10

QR-C51 I GX5,3

COMPATIBILITY RETROFIT LAMPS
Scan or click QR-code

CUSTOM COLOURS
on demand
Scan or click QR-code

ACCESSORY
Ref. 3316050
(only QR-C51 - GU10)
HONEYCOMB Ø 50 mm

QR-LP70 I Ba15d

QT-LP12 I GY6,35

HIT-TC I G8,5

Transformers / Ballasts
See page 464
Concrete > Remote Transformer / Ballast

to be painted

Name	**BULLET HOLE OUT SMALL TRIM I R50 I GU10**	**BULLET HOLE OUT SMALL TRIM I R50 I QR-C51**
Ref. module	**See table**	**See table**
Lamp + fitting	QPAR51 I GU10	QR-C51 I GX5,3
	Max. 50 W I IP20 I ~ 230 V I ⏚ I ▼	Max. 50 W I IP20 I 12 V I ◈ I ▼
Control gear		Transformer (Excl.)
Cut-out	Ø 125 x 100 mm	Ø 125 x 100 mm
Materials	Aluminium	Aluminium
Finish	See table	See table
	CE	CE
Module	775 g	775 g

BULLET HOLE OUT SMALL TRIM I REFLECTOR Ø50

	SMALL TRIM	LAMP TYPE	1 FINISH CEILING TUBE	2 FINISH MECHANISM	3 FINISH LIGHT TUBE	4 FINISH CONE
BULLET HOLE OUT = 128	**8 = SMALL TRIM**	**3 = QR-C51 - IP20** **5 = GU10 - IP20**	**1 = Matt White Textured** **2 = Matt Black Textured** **3 = Bronze Anodised** **4 = Gold Anodised**	**1 = Matt White Textured** **2 = Matt Black Textured**	**1 = Matt White Textured** **2 = Matt Black Textured** **3 = Black Anodised** **4 = Bronze Anodised** **5 = Gold Anodised**	**1 = Matt White Textured** **2 = Matt Black Textured** **3 = Bronze Anodised** **4 = Gold Anodised** **5 = Black Anodised**
For example :						
128 (BULLET HOLE OUT)	**8** (SMALL TRIM)	**5** (GU10 - IP20)	**1** (Matt White Textured)	**1** (Matt White Textured)	**5** (Gold Anodised)	**4** (Gold Anodised)

128851154 BULLET HOLE OUT SMALL TRIM • GU10 - IP20 • Ceiling Tube: Matt White Textured • Mechanism: Matt White Textured
Light tube: Gold Anodised • Cone: Gold Anodised • Reflector Ø50

BULLET HOLE OUT

SMALL TRIM I reflector Ø70
QR-LP70 I QT-LP12 I HIT-TC I IP20

Name	**BULLET HOLE OUT SMALL TRIM I R70 I QR-LP70**	**BULLET HOLE OUT SMALL TRIM I R70 I QT-LP12**	**BULLET HOLE OUT SMALL TRIM I R70 I HIT-TC**
Ref. module	**See table**	**See table**	**See table**
Lamp + fitting	QR-LP70 I Ba15d	QT-LP12 I GY 6,35	HIT-TC I G8,5
	20-50 W I IP20 I 12 V I ◈ I ▼	20-35-50 W I IP20 I 12 V I ◈ I ▼	35W I IP20 I ~ 230 V I ⏚ I ▼
Control gear	Transformer (Excl.)	Transformer (Excl.)	Ballast (Excl.)
Cut-out plasterboard	Ø 125 x 100 mm	Ø 125 x 100 mm	Ø 125 x 100 mm
Materials	Aluminium	Aluminium	Aluminium
Finish	See table	See table	See table
	CE	CE	CE
Module	700 g	700 g	700 g

BULLET HOLE OUT SMALL TRIM I REFLECTOR Ø70

	SMALL TRIM	LAMP TYPE	1 FINISH CEILING TUBE	2 FINISH MECHANISM	3 FINISH LIGHT TUBE
BULLET HOLE OUT = 128	**8 = SMALL TRIM**	**4 = QR-LP70 - IP20** **6 = QT-LP12 - IP20** **8 = HIT-TC - IP20**	**1 = Matt White Textured** **2 = Matt Black Textured** **3 = Bronze Anodised** **4 = Gold Anodised**	**1 = Matt White Textured** **2 = Matt Black Textured**	**1 = Matt White Textured** **2 = Matt Black Textured** **3 = Bronze Anodised** **4 = Gold Anodised**
For example :					
128 (BULLET HOLE OUT)	**8** (SMALL TRIM)	**4** (QR-LP70 - IP20)	**1** (Matt White Textured)	**1** (Matt White Textured)	**4** (Gold Anodised)

12884114 BULLET HOLE OUT SMALL TRIM • QR-LP70 - IP20 • Ceiling Tube: Matt White Textured • Mechanism: Matt White Textured
Light tube: Gold Anodised • Reflector Ø70 • Transformer (Excl.)

© 100% LIGHT - Architecture: Glenn Sustig Architects - Fixtures: BULLET HOLE Out SMALL TRIM - Discharge - Matt White Textured

© 100%LIGHT - Fixture: XCONE orientable - LED - Matt Whites Textured

XCONE SMALL

XCONE

XCONE ORIENTABLE

XCONE

This exquisitely engineered spot has a minimal trim, available in two sizes and in fixed, orientable or asymmetric format. A high level of visual comfort is ensured by the deeply recessed light source.

XCONE is available with a choice of light sources; halogen, LED or discharge, and with standard trim options of Matt White Textured, Matt Black Textured, Bronze Anodised or Gold Anodised. Optional accessories include a honeycomb and correction filter for the LED versions, and the range includes an IP44 version for use in damp conditions.

XCONE is the Ideal choice for a high efficiency, high visual comfort downlight for homes and retail solutions.

LEDS & LED FIXTURES 5 YEARS WARRANTY

SMART XCONE SMALL

LED I GU10 I QR-C51
IP20 & IP44

LED I CRI ≥ 90

QPAR51 I GU10

QR-C51 I GX5,3

COMPATIBILITY RETROFIT LAMPS

Scan or click QR-code

ACCESSORY

Ref. 3316050
3316050AS (assembled)
HONEYCOMB Ø 50 mm

Ref. 3316150 (LED ONLY)
3316150AS (assembled)
CORRECTION FILTER Ø 50 mm

SMART XCONE SMALL I LED (respect heatsink cooling capability)

	MODEL	LED - COLOUR*	BEAM - LED*	FINISH	DRIVERS (LED serial connection)
SMART XCONE SMALL = 1010	20 = ASYMMETRIC - IP20 21 = HONEYCOMB - IP20 22 = IP20 23 = IP44 24 = ASYMMETRIC - IP44	1 = 4000 K 2 = 3000 K 3 = 2700 K	0 = 25° - G2 1 = 34° - G2 2 = 46° - G2	1 = Matt White Textured 2 = Matt Black Textured 3 = Gold Anodised 4 = Bronze Anodised 5 = Black Anodised	0 = Excl. Driver (max. 350 mA DC) 1 = Incl. Driver 350 mA DC 2 = Incl. Dim. Driver 350 mA DC (PUSH DIM) 3 = Incl. Dim. Driver 350 mA DC (PHASE CUT) 4 = Incl. Dim. Driver 350 mA DC (1-10 V) 5 = Incl. Dim. Driver 350 mA DC (DALI)
		For latest LED technologies Scan or click QR-code		Custom colours on demand Scan or click QR-code	Info drivers or scan / click QR-code CONCRETE KIT Remote driver
For example :					
1010 (SMART XCONE SMALL)	**22** (IP20)	**1** (4000K)	**0** (25° - G2)	**2** (Matt Black Textured)	**0** (Excl. Driver (max. 350 mA DC))

1010221020 SMART XCONE SMALL • IP20 • LED - G2 - 11 W - CRI 90 • 4000 K • Beam 25° • Matt Black Textured • Excl. Driver (max. 350 mA DC)

***G2 = 11 W - 1219 lm - 4000 K I 11 W - 1079 lm - 3000 K I 11 W - 1065 lm - 2700 K**

Name	SMART XCONE SMALL I LED	SMART XCONE SMALL I LED I IP44
Ref.	See table	See table
Lamp + fitting	LED I CRI ≥ 90 G2 I 11W I 350mA DC I IP20 I	LED I CRI ≥ 90 G2 I 11W I 350mA DC I IP44 I
Control gear	Driver max. 350 mA DC (Excl. or incl.)	Driver max. 350 mA DC (Excl. or incl.)
Cut-out	Ø 80 mm x 120 mm	Ø 80 mm x 125 mm
Materials	Aluminium	Aluminium
Finish	See Table	See Table
	CE	CE
KG	225 g I 250 g (Asymmetric)	250 g

SMART XCONE SMALL I GU10	SMART XCONE SMALL I GU10 I IP44	SMART XCONE SMALL I QR-C51	SMART XCONE SMALL I QR-C51 I IP44
10102251 > Matt White Textured	**10102351 > Matt White Textured**	**10102261 > Matt White Textured**	**10102361 > Matt White Textured**
10102252 > Matt Black Textured	**10102352 > Matt Black Textured**	**10102262 > Matt Black Textured**	**10102362 > Matt Black Textured**
10102253 > Gold Anodised	**10102353 > Gold Anodised**	**10102263 > Gold Anodised**	**10102363 > Gold Anodised**
10102254 > Bronze Anodised	**10102354 > Bronze Anodised**	**10102264 > Bronze Anodised**	**10102364 > Bronze Anodised**
10102255 > Black Anodised	**10102355 > Black Anodised**	**10102265 > Black Anodised**	**10102365 > Black Anodised**
QPAR51 I GU10	QPAR51 I GU10	QR-C51 I GX 5,3	QR-C51 I GX 5,3
Max. 50 W I IP20 I ~ 230 V I	Max. 50 W I IP44 I ~ 230 V I	Max. 50 W I IP20 I 12 V I	Max. 50 W I IP44 I 12 V I
		Transformer (Excl.)	Transformer (Excl.)
Ø 80 mm x 120 mm	Ø 80 mm x 125 mm	Ø 80 mm x 95 mm	Ø 80 mm x 100 mm
Aluminium	Aluminium	Aluminium	Aluminium
Matt White Textured (WHT) I Matt Black Textured (BLT) I Gold Anodised (GOA) I Bronze Anodised (BRA) I Black Anodised (BLA)	Matt White Textured (WHT) I Matt Black Textured (BLT) I Gold Anodised (GOA) I Bronze Anodised (BRA) I Black Anodised (BLA)	Matt White Textured (WHT) I Matt Black Textured (BLT) I Gold Anodised (GOA) I Bronze Anodised (BRA) I Black Anodised (BLA)	Matt White Textured (WHT) I Matt Black Textured (BLT) I Gold Anodised (GOA) I Bronze Anodised (BRA) I Black Anodised (BLA)
CE	CE	CE	CE
100 g	125 g	100 g	125 g

© 100%LIGHT - Fixture : SMART XCONE - LED - Matt Black Textured

© 100%LIGHT - Fixture : SMART XCONE - Honeycomb - LED - Matt Black Textured

© 100%LIGHT - Fixture : SMART XCONE Asymmetric - LED - Matt Black Textured

SMART XCONE
LED

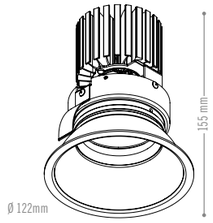

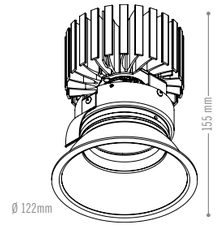

Name	**SMART XCONE | LED**	**SMART XCONE | LED**
Ref.	**See table**	**See table**
Lamp + fitting	LED | CRI ≥ 90	LED | CRI ≥ 90
	G2 | 11 W | 350mA DC | IP20 |	G4 | 31 W | 1050mA DC | IP20 |
	G2 | 23,4 W | 700mA DC | IP20 |	
Control gear	Driver 350 mA DC or 700 mA DC (Excl. or incl.)	Driver 1050 mA DC (Excl. or incl.)
Cut-out	Ø 110 mm x 160 mm	Ø 110 mm x 160 mm
Materials	Aluminium	Aluminium
Finish	See table	See table
	CE	CE
	350 g | 375 g (Asymmetric)	525 g | 550 g (Asymmetric)

SMART XCONE I LED (respect heatsink cooling capability)

	MODEL	LED - COLOUR*	BEAM - LED*	FINISH	DRIVERS (LED serial connection)
SMART XCONE = 1009	1 = ASYMMETRIC - IP20 2 = HONEYCOMB - IP20 3 = IP20	1 = 4000 K 2 = 3000 K 3 = 2700 K	1 = 36° - G2 2 = 51° - G2 3 = 45° - G4 4 = 58° - G4	1 = Matt White Textured 2 = Matt Black Textured 3 = Gold Anodised 4 = Bronze Anodised	0 = Excl. Driver (max. 700mA DC) 1 = Incl. Driver 350 mA DC 2 = Incl. Dim. Driver 350 mA DC (PUSH DIM) 3 = Incl. Dim. Driver 350 mA DC (PHASE CUT) 4 = Incl. Dim. Driver 350 mA DC (1-10 V) 5 = Incl. Dim. Driver 350 mA DC (DALI) 6 = Incl. Driver 700 mA DC 7 = Incl. Dim. Driver 700 mA DC (PUSH DIM) 8 = Incl. Dim. Driver 700 mA DC (PHASE CUT) 9 = Incl. Dim. Driver 700 mA DC (1-10 V) 10 = Incl. Dim. Driver 700 mA DC (DALI) DRIVERS FOR LED G4 ONLY 11 = Excl. Driver (max. 1050 mA DC) 12 = Incl. Driver 1050 mA DC 13 = Incl. Dim. Driver 1050 mA DC (PUSH DIM) 14 = Incl. Dim. Driver 1050 mA DC (PHASE CUT) 15 = Incl. Dim. Driver 1050 mA DC (1-10 V) 16 = Incl. Dim. Driver 1050 mA DC (DALI)
		For latest LED technologies Scan or click QR-code		Custom colours on demand Scan or click QR-code	Info drivers or scan / click QR-code CONCRETE KIT Remote driver
For example :					
1009 (SMART XCONE)	**3** (IP20)	**1** (4000 K)	**1** (36° - G2)	**2** (Matt Black Textured)	**0** (Excl. Driver (max. 700 mA DC))

100931120 SMART XCONE • IP20 • LED G2 - CRI 90 • 4000 K • Beam 36° • Matt Black Textured • Excl. Driver (max. 700mA DC)

***G2 on 350 mA DC = 11 W - 1219 lm - 4000 K | 11 W - 1079 lm - 3000 K | 11 W - 1065 lm - 2700 K**
***G2 on 700 mA DC = 23,4 W - 2224 lm - 4000 K | 23,4 W - 1969 lm - 3000 K | 23,4 W - 1943 lm - 2700 K**
***G4 on 1050 mA DC = 31 W - 3230 lm - 4000 K | 31 W - 2842 lm - 3000 K | 31 W - 2728 lm - 2700 K**

© 100% LIGHT - Fixtures: XCONE Orientable - Halogen - Matt White Textured

QR-LP70 | Ba15d

QT-LP12 | GY6,35

Transformers see page 464

CUSTOM COLOURS
on demand
Scan or click QR-code

XCONE

QR-LP70 | QT-LP12

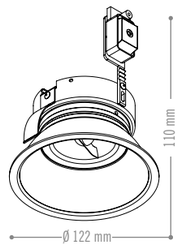

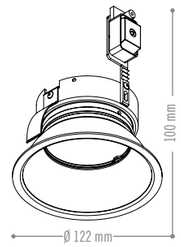

Name	**XCONE | QR-LP70**	**XCONE | QT-LP12**
Ref.	**1009020WHT > Matt White Textured**	**1009070WHT > Matt White Textured**
	1009020BLT > Matt Black Textured	**1009070BLT > Matt Black Textured**
	1009020GOA > Gold Anodised	**1009070GOA > Gold Anodised**
	1009020BRA > Bronze Anodised	**1009070BRA > Bronze Anodised**
Lamp + fitting	QR-LP70 | Ba15d	QT-LP12 | GY6,35 | reflector 30°
	20-50 W | IP20 | 12 V |	20-35-50 W | 12 V | IP20 |
Control gear	Transformer (Excl.)	Transformer (Excl.)
Cut-out	Ø 110 mm x 120 mm	Ø 110 mm x 110 mm
Materials	Aluminium	Aluminium
Finish	Matt White Textured (WHT) | Matt Black Textured (BLT) Gold Anodised (GOA) | Bronze Anodised (BRA)	Matt White Textured (WHT) | Matt Black Textured (BLT) Gold Anodised (GOA) | Bronze Anodised (BRA)
	CE	CE
KG	125 g	150 g

SMART XCONE

orientable
LED

LED | CRI ≥ 90

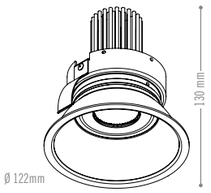

Name	**SMART XCONE | ORIENTABLE | LED**
Ref.	**See table**
Lamp + fitting	LED | CRI ≥90
	G2 | 11 W | 350mA DC | IP20 |
Orientation	30° | 350°
Control gear	Driver 350 mA DC (Excl. or incl.)
Cut-out	Ø 110 mm x 135 mm
Materials	Aluminium
Finish	See table
	CE
	325 g

SMART XCONE | ORIENTABLE | LED (respect heatsink cooling capability)

	MODEL	LED - COLOUR*	BEAM - LED*	FINISH	DRIVERS (LED serial connection)
SMART XCONE = 1009	**53 = ORIENTABLE - IP20**	**1 = 4000 K** **2 = 3000 K** **3 = 2700 K**	**0 = 25° - G2** **1 = 34° - G2** **2 = 46° - G2**	**1 = Matt White Textured** **2 = Matt Black Textured** **3 = Gold Anodised** **4 = Bronze Anodised**	**0 = Excl. Driver (max. 350 mA DC)** **1 = Incl. Driver 350 mA DC** **2 = Incl. Dim. Driver 350 mA DC (PUSH DIM)** **3 = Incl. Dim. Driver 350 mA DC (PHASE CUT)** **4 = Incl. Dim. Driver 350 mA DC (1-10 V)** **5 = Incl. Dim. Driver 350 mA DC (DALI)**
		For latest LED technologies Scan or click QR-code		Custom colours on demand Scan or click QR-code	Info drivers or scan / click QR-code CONCRETE KIT Remote driver
For example :					
1009 (SMART XCONE)	**53** (Orientable - IP20)	**1** (4000K)	**0** (25° - G2)	**2** (Matt Black Textured)	**0** Excl. Driver (max. 350 mA DC)

1009531020 SMART XCONE • Orientable - IP20 • LED G2 - 11 W - CRI 90 • 4000 K • Beam 25° • Matt Black Textured • Excl. Driver (max. 350 mA DC)

***G2 = 11 W - 1219 lm - 4000 K | 11 W - 1079 lm - 3000 K | 11 W - 1065 lm - 2700 K**

© 100%LIGHT - Fixtures: SMART XCONE Orientable - Halogen - Matt White Textured

© 100%LIGHT - Fixtures : SMART XCONE Orientable - Halogen - Matt White Textured

XCONE
orientable
GU10 I QR-C51

QPAR51 I GU10

QR-C51 I GX5,3

Transformers see page 464

COMPATIBILITY RETROFIT LAMPS
Scan or click QR-code

CUSTOM COLOURS
on demand
Scan or click QR-code

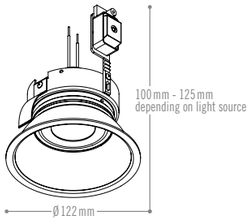

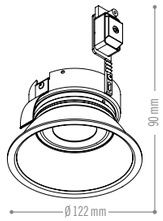

Name	**XCONE I ORIENTABLE I GU10**	**XCONE I ORIENTABLE I QR-C51**
Ref.	**1009120WHT > Matt White Textured**	**1009110WHT > Matt White Textured**
	1009120BLT > Matt Black Textured	**1009110BLT > Matt Black Textured**
	1009120GOA > Gold Anodised	**1009110GOA > Gold Anodised**
	1009120BRA > Bronze Anodised	**1009110BRA > Bronze Anodised**
Lamp + fitting	QPAR51 I GU10	QR-C51 I GX5,3
	Max. 50 W I IP20 I ~ 230 V I ⏚ I ▼	Max. 50 W I IP20 I 12 V I ⊕ I ▼
Orientation	30° I 350°	30° I 350°
Control gear		Transformer (Excl.)
Cut-out	Ø 110 mm x 130 mm	Ø 110 mm x 95 mm
Materials	Aluminium	Aluminium
Finish	Matt White Textured (WHT) I Matt Black Textured (BLT) Gold Anodised (GOA) I Bronze Anodised (BRA)	Matt White Textured (WHT) I Matt Black Textured (BLT) Gold Anodised (GOA) I Bronze Anodised (BRA)
	CE	CE
	200 g	200 g

© 100%LIGHT - Fixture: XCONE Orientable - LED - Gold Anodised

© 100% LIGHT - Fixtures : FLAT ROUND - Compact fluorescent

FLAT ROUND LED



FLAT ROUND

FLAT ROUND

FLAT ROUND is a built-in trimless downlighter, engineered to blend in harmoniously with its surrounding space and generating a pleasant diffused light.

Using the latest high efficiency LED technology FLAT ROUND offers a 43,4 Watt ~5750 lm package at just 100 mm depth. Compact fluorescent options are available in 2 x TC-T 26, 32 to 42 Watt format, equipped with a high output reflector and matt polycarbonate optical system.

FLAT ROUND is simple to install thanks to a unique Aluminium ring mounting system, providing perfect results and a timeless and powerful atmosphere.

FLAT ROUND

LED | CRI ≥ 80

TC-T/E | GX24q-4

Other Kelvin degrees on demand

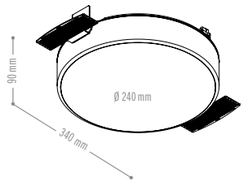

Name	**FLAT ROUND | LED**	**FLAT ROUND | DIMMABLE | LED**
Ref.	**113100**	**113100L > DIMMABLE (DALI)**
		113100DS > DIMMABLE (DSI)
		113100S > DIMMABLE (PUSH DIM)
		113100D > DIMMABLE (1-10 V)
Lamp + fitting	LED 14 (7x) | CRI ≥ 80	LED 14 (7x) | CRI ≥ 80
	43,4 W | 3000 K | ~5750 lm | IP20 | ~230 V | ⏚ | ▼	43,4 W | 3000 K | ~5750 lm | IP20 | ~230 V | ⏚ | ▼
Control gear	Driver 350 mA DC (Incl.)	Driver 350 mA DC (Incl.)
Cut-out	Ø 245 x 100 mm	Ø 245 x 100 mm
Materials	Aluminium + polycarbonate	Aluminium + polycarbonate
Finish	Matt polycarbonate	Matt polycarbonate
	CE	CE
KG	1.600 g	1.600 g

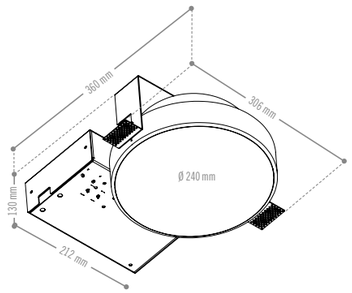

Name	**FLAT ROUND | TC-T/E | 2 x 26W**	**FLAT ROUND | TC-T/E | 2 x 32W**	**FLAT ROUND | TC-T/E | 2 x 42W**
Ref.	**113248**	**113249**	**113250**
	113248L > DIMMABLE (DALI)	**113249L > DIMMABLE (DALI)**	**113250L > DIMMABLE (DALI)**
	113248DS > DIMMABLE (DSI)	**113249DS > DIMMABLE (DSI)**	**113250DS > DIMMABLE (DSI)**
	113248S > DIMMABLE (PUSH DIM)	**113249S > DIMMABLE (PUSH DIM)**	**113250S > DIMMABLE (PUSH DIM)**
	113248D > DIMMABLE (1-10 V)	**113249D > DIMMABLE (1-10 V)**	**113250D > DIMMABLE (1-10 V)**
Lamp + fitting	TC-T/E | GX24q-4	TC-T/E | GX24q-4	TC-T/E | GX24q-4
	2 x 26W | IP20 | ~ 230 V | ⏚ | ▼	2 x 32W | IP20 | ~ 230 V | ⏚ | ▼	2 x 42W | IP20 | ~ 230 V | ⏚ | ▼
Control gear	Ballast (Integrated)	Ballast (Integrated)	Ballast (Integrated)
Cut-out	Ø 245 x 150 mm	Ø 245 x 150 mm	Ø 245 x 150 mm
Materials	Aluminium + polycarbonate	Aluminium + polycarbonate	Aluminium + polycarbonate
Finish	Matt polycarbonate	Matt polycarbonate	Matt polycarbonate
	CE	CE	CE
KG	1.800 g	1.800 g	1.800 g

© 100%LIGHT - Fixtures: FLAT ROUND - LED

© 100%LIGHT - Fixtures: BLIND 2 Medium - Halogen - Matt White Textured

BLIND 1 SMALL



BLIND 2 MEDIUM

BLIND 3 LARGE

BLIND

The BLIND product family is a longstanding classic in our collection of built-in orientable spots for interior use. With fixtures perfectly suited to sleek contemporary, traditional or classical interiors.

A plaster-in fermacell box forms the seamless housing into which the fitting is located by a strong but simple magnet system. The fixture is composed of a metal plate where the lamp holder is mounted with a clamp, allowing total control and movement of the light source.

BLIND is offered in 3 formats, each available with 1 , 2 or 3 adjustable lampways. The latest LED versions added to the BLIND downlight range stand out in energy efficiency and lighting quality, with light output of up to 104 lm/W and CRI ≥ 90, achieved through the combination of the latest COB technology and a highly efficient reflector.

Accessories (to be ordered separately) include honeycomb and correction filters as well as optional mounting brackets for the fermacell housing, praised by installers for their convenience. The BLIND range is available in Matt White Textured, Matt Black Textured or Chrome finish.

LEDs & LED FIXTURES 5 YEARS WARRANTY

© 100%LIGHT - Fixtures: BLINDI 2 Medium - Halogen- Matt White Textured

BLIND
small
GU10 I QR-C51

QPAR51 I GU10

QR-C51 I GX5,3

COMPATIBILITY RETROFIT LAMPS
Scan or click QR-code

to be painted

CUSTOM COLOURS
on demand
Scan or click QR-code

Transformers see page 464

ACCESSORY

Ref. 3316150 (LED ONLY)
CORRECTION FILTER Ø 50 mm

Ref. 114901
Bracket set (2 x)
including screws

© 100%LIGHT - Fixtures: BLIND 1 Medium - Halogen - Matt White textured

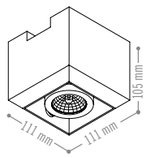

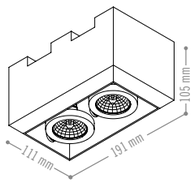

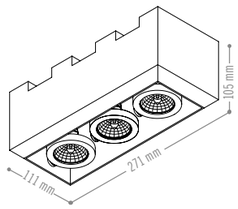

Name	**BLIND 1 SMALL I GU10**	**BLIND 2 SMALL I GU10**	**BLIND 3 SMALL I GU10**
Ref. box	**114111**	**114121**	**114131**
Ref. module	**114040WHT > Matt White Textured**	**2 x 114040WHT > Matt White Textured**	**3 x 114040WHT > Matt White Textured**
	114040BLT > Matt Black Textured	**2 x 114040BLT > Matt Black Textured**	**3 x 114040BLT > Matt Black Textured**
	114040CH > Chrome	**2 x 114040CH > Chrome**	**3 x 114010CH > Chrome**
Lamp + fitting	QPAR51 I GU10	QPAR51 I GU10	QPAR51 I GU10
	Max. 50W I IP20 I ~ 230 V I ⏚ I ▼	Max. 50W I IP20 I ~ 230 V I ⏚ I ▼	Max. 50W I IP20 I ~ 230 V I ⏚ I ▼
Orientation	30° I 350°	30° I 350°	30° I 350°
Control gear			
Cut-out	113 mm x 113 mm x 125 mm	113 mm x 193 mm x 125 mm	113 mm x 273 mm x 125 mm
Materials	Fermacell + Aluminium	Fermacell + Aluminium	Fermacell + Aluminium
Finish	Matt White Texture (WHT) Matt Black Textured (BLT) I Chrome (CH)	Matt White Texture (WHT) Matt Black Textured (BLT) I Chrome (CH)	Matt White Texture (WHT) Matt Black Textured (BLT) I Chrome (CH)
	CE	CE	CE
	box 850 g I module 1 x 175 g	box 1.150 g I module 2 x 175 g	box 1.475 g I module 3 x 175 g

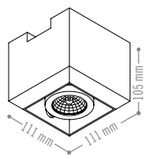

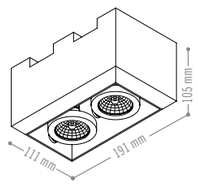

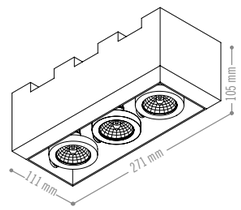

Name	**BLIND 1 SMALL I QR-C51**	**BLIND 2 SMALL I QR-C51**	**BLIND 3 SMALL I QR-C51**
Ref. box	**114111**	**114121**	**114131**
Ref. module	**114010WHT > Matt White Textured**	**2 x 114010WHT > Matt White Textured**	**3 x 114010WHT > Matt White Textured**
	114010BLT > Matt Black Textured	**2 x 114010BLT > Matt Black Textured**	**3 x 114010BLT > Matt Black Textured**
	114010CH > Chrome	**2 x 114010CH > Chrome**	**3 x 114010CH > Chrome**
Lamp + fitting	QR-C51 I GX5,3	QR-C51 I GX5,3	QR-C51 I GX5,3
	Max. 50W I IP20 I 12 V I ◈ I ▼	Max. 50W I IP20 I 12 V I ◈ I ▼	Max. 50W I IP20 I 12 V I ◈ I ▼
Orientation	30° I 350°	30° I 350°	30° I 350°
Control gear	Transformer (Excl.)	Transformer (Excl.)	Transformer (Excl.)
Cut-out	113 mm x 113 mm x 125 mm	113 mm x 193 mm x 125 mm	113 mm x 273 mm x 125 mm
Materials	Fermacell + Aluminium	Fermacell + Aluminium	Fermacell + Aluminium
Finish	Matt White Texture (WHT) Matt Black Textured (BLT) I Chrome (CH)	Matt White Texture (WHT) Matt Black Textured (BLT) I Chrome (CH)	Matt White Texture (WHT) Matt Black Textured (BLT) I Chrome (CH)
	CE	CE	CE
	box 850 g I module 1 x 175 g	box 1.150 g I module 2 x 175 g	box 1.475 g I module 3 x 175 g

© Photography: Alexandre Van Battel - Fixtures: BLIND 2 medium - Halogen - Matt White Textured

BLIND
medium
LED

LED | CRI ≥ 90

to be painted

ACCESSORY (ONLY IP20)

Ref. 3316043AS (assembled)
HONEYCOMB Ø 43 mm

Ref. 3316143AS (assembled)
(LED - ONLY with honeycomb)
CORRECTION FILTER Ø 43 mm

Ref. 114901
Bracket set (2 x)
including screws

BLIND MEDIUM I LED (respect heatsink cooling capability)

	MODEL	BEAM & LED*	LED COLOUR*	FINISH	DRIVERS (LED serial connection)
BLIND = 114	0 = Medium - IP20 1 = Medium - IP44 Clear 2 = Medium - IP44 Matt	2 = 24° - G1	1 = 4000 K 2 = 3000 K 3 = 2700 K	WHT = Matt White Textured BLT = Matt Black Textured CH = Chrome Heatsink Black Anodised (for all finishes)	0 = Excl. Driver (max. 350 mA DC) 1 = Incl. Driver 350 mA DC 2 = Incl. Dim. Driver 350 mA DC (PUSH DIM) 3 = Incl. Dim. Driver 350 mA DC (PHASE CUT) 4 = Incl. Dim. Driver 350 mA DC (1-10 V) 5 = Incl. Dim. Driver 350 mA DC (DALI)
		For latest LED technologies Scan or click QR-code		Custom colours on demand Scan or click QR-code	Info drivers or scan / click QR-code
For example :					
114 (BLIND)	0 (Medium - IP20)	2 (24° - G1)	2 (3000 K)	WHT (Matt White Textured)	3 (Incl. Dim. Driver 350 mA DC (PHASE CUT))

114022WHT3 BLIND Medium - IP20 • LED G1 - CRI 90 - 9,3 W • 3000 K - Beam 24° • Matt White Textured • Incl. Dim. Driver 350mA DC (PHASE CUT)

***G1 = 9,3W - 948 lm - 4000 K | 9,3W - 845 lm - 3000 K | 9,3W - 809 lm - 2700 K**

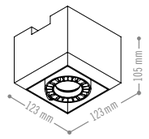

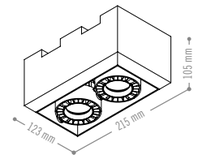

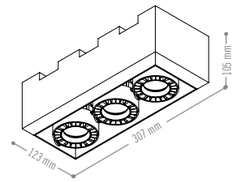

Name	**BLIND 1 MEDIUM | LED**	**BLIND 2 MEDIUM | LED**	**BLIND 3 MEDIUM | LED**
Ref. box	**114112**	**114122**	**114132**
Ref. module	**See Table**	**See Table**	**See Table**
Lamp + fitting	LED | CRI ≥90	LED | CRI ≥90	LED | CRI ≥90
	G1 | 9,3W | 350mA DC | IP20 or IP44 |	G1 | 9,3W | 350mA DC | IP20 or IP44 |	G1 | 9,3W | 350mA DC | IP20 or IP44 |
Orientation	30° | 350°	30° | 350°	30° | 350°
Control gear	Driver max. 350 mA DC (Excl. or incl.)	Driver max. 350 mA DC (Excl. or incl.)	Driver max. 350 mA DC (Excl. or incl.)
Cut-out	125 mm x 125 mm x 125 mm	125 mm x 217 mm x 125 mm	125 mm x 309 mm x 125 mm
Materials	Fermacell + Aluminium	Fermacell + Aluminium	Fermacell + Aluminium
Colour	See table	See table	See table
	CE	CE	CE
	box 1.000 g | module 1 x 375 g	box 1.500 g | module 2 x 375 g	box 2.000 g | module 3 x 375 g

© 100%LIGHT - Fixtures: BLIND 2 Medium - Halogen - matt White textured

BLIND
medium
QR-LP70

QR-LP70 | Ba15d

to be painted

CUSTOM COLOURS
on demand
Scan or click QR-code

Transformers see page 464

ACCESSORY
Ref. 114901
Bracket set (2 x)
including screws

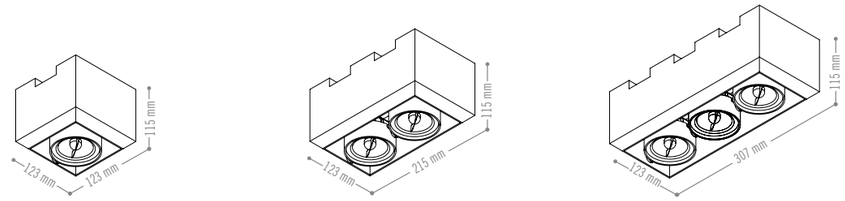

Name	**BLIND 1 MEDIUM | QR-LP70**	**BLIND 2 MEDIUM | QR-LP70**	**BLIND 3 MEDIUM | QR-LP70**
Ref. box	**114112**	**114122**	**114132**
Ref. module	**114020WHT > Matt White Textured**	**2x 114020WHT > Matt White Textured**	**3x 114020WHT > Matt White Textured**
	114020BLT > Matt Black Textured	**2x 114020BLT > Matt Black Textured**	**3x 114020BLT > Matt Black Textured**
	114020CH > Chrome	**2x 114020CH > Chrome**	**3x 114020CH > Chrome**
Lamp + fitting	QR-LP70 | Ba15d	QR-LP70 | Ba15d	QR-LP70 | Ba15d
	20-50 W | IP20 | 12 V |	20-50 W | IP20 | 12 V |	20-50 W | IP20 | 12 V |
Orientation	30° | 350°	30° | 350°	30° | 350°
Control gear	Transformer (Excl.)	Transformer (Excl.)	Transformer (Excl.)
Cut-out	125 mm x 125 mm x 125 mm	125 mm x 217 mm x 125 mm	125 mm x 309 mm x 125 mm
Materials	Fermacell + Aluminium	Fermacell + Aluminium	Fermacell + Aluminium
Finish	Matt White Texture (WHT) Matt Black Textured (BLT) | Chrome (CH)	Matt White Texture (WHT) Matt Black Textured (BLT) | Chrome (CH)	Matt White Texture (WHT) Matt Black Textured (BLT) | Chrome (CH)
	CE	CE	CE
KG	box 1.000 g | module 1 x 225 g	box 1.500 g | module 2 x 225 g	box 2.000 g | module 3 x 225 g

© Photography : Alexandre Van Battel - Fixtures : BLIND 2 Medium - Halogen - Matt White Textured

© 100%LIGHT - Fixture: BLIND 3 large - Halogen - Matt White Textured

BLIND
large
LED

LED | CRI ≥ 90

to be painted

ACCESSORY (IP20 ONLY)

Ref. 3316050AS (assembled)
HONEYCOMB Ø 50 mm

Ref. 3316150AS (assembled)
(LED - ONLY with honeycomb)
CORRECTION FILTER Ø 50 mm

Ref. 114901
Bracket set (2 x)
including screws

BLIND LARGE | LED (respect heatsink cooling capability)

MODEL	BEAM & LED*	LED COLOUR*	FINISH	DRIVERS (LED serial connection)
BLIND = 114 3 = Large - IP20 4 = Large - IP44 Clear 5 = Large - IP44 Matt	3 = 25° - G2 4 = 34° - G2 5 = 46° - G2	1 = 4000 K 2 = 3000 K 3 = 2700 K	1 = Matt White Textured 2 = Matt Black Textured 3 = Chrome Heatsink Black Anodised (for all finishes)	0 = Excl. Driver (max. 700mA DC) 1 = Incl. Driver 350 mA DC 2 = Incl. Dim. Driver 350 mA DC (PUSH DIM) 3 = Incl. Dim. Driver 350 mA DC (PHASE CUT) 4 = Incl. Dim. Driver 350 mA DC (1-10 V) 5 = Incl. Dim. Driver 350 mA DC (DALI) 6 = Incl. Driver 700 mA DC 7 = Incl. Dim. Driver 700 mA DC (PUSH DIM) 8 = Incl. Dim. Driver 700 mA DC (PHASE CUT) 9 = Incl. Dim. Driver 700 mA DC (1-10 V) 10 = Incl. Dim. Driver 700 mA DC (DALI)
	For latest LED technologies Scan or click QR-code		Custom colours on demand Scan or click QR-code	Info drivers or scan / click QR-code
For example : 114 (BLIND) 3 (Large - IP20)	3 (25°- G2)	2 (3000 K)	1 (Matt White Textured)	3 (Incl. Dim. Driver 350 mA DC (PHASE CUT))

11433213 BLIND Large - IP20 • LED G2 - CRI 90 - 11 W • 3000 K - Beam 25° • Matt White Textured • Incl. Dim. Driver 350mA DC (PHASE CUT)

***G2 on 350 mA = 11 W - 1219 lm - 4000 K | 11 W - 1079 lm - 3000 K | 11 W - 1065 lm - 2700 K**
***G2 on 700 mA = 23,4 W - 2224 lm - 4000 K | 23,4 W - 1969 lm - 3000 K | 23,4 W - 1943 lm - 2700 K**

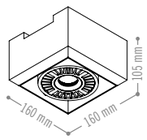

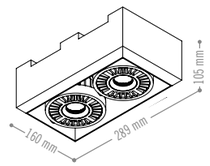

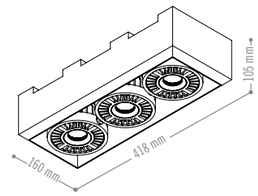

Name	**BLIND 1 LARGE | LED**	**BLIND 2 LARGE | LED**	**BLIND 3 LARGE | LED**
Ref. box	**114113**	**114123**	**114133**
Ref. module	**See Table**	**See Table**	**See Table**
Lamp + fitting	LED | CRI ≥90	LED | CRI ≥90	LED | CRI ≥90
	G2 | 350mA DC | 11 W | IP20 or IP44	G2 | 350mA DC | 11 W | IP20 or IP44	G2 | 350mA DC | 11 W | IP20 or IP44
	G2 | 700mA DC | 23,4 W | IP20 or IP44	G2 | 700mA DC | 23,4 W | IP20 or IP44	G2 | 700mA DC | 23,4 W | IP20 or IP44
Orientation	30° | 350°	30° | 350°	30° | 350°
Control gear	Driver 350 mA DC or 700 mA DC (Excl. or incl.)	Driver 350 mA DC or 700 mA DC (Excl. or incl.)	Driver 350 mA DC or 700 mA DC (Excl. or incl.)
Cut-out	162 mm x162 mm x 125 mm	162 mm x 291 mm x 125 mm	162 mm x 420 mm x 125 mm
Materials	Fermacell + Aluminium	Fermacell + Aluminium	Fermacell + Aluminium
Finish	See table	See table	See table
	CE	CE	CE
	box 1.200 g | module 1 x 850 g	box 1.800 g | module 2 x 850 g	box 2.500 g | module 3 x 850 g

BLIND
large
QR-LP111

QR-LP111 | G53

COMPATIBILITY RETROFIT LAMPS
Scan or click QR-code

to be painted

CUSTOM COLOURS
on demand
Scan or click QR-code

Transformers see page 464

ACCESSORY
Ref. 114901
Bracket set (2 x)
including screws

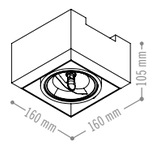

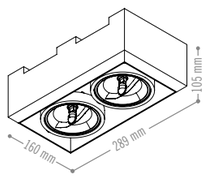

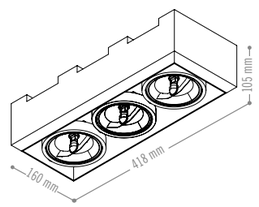

Name	**BLIND 1 LARGE | QR-LP111**	**BLIND 2 LARGE | QR-LP111**	**BLIND 3 LARGE | QR-LP111**
Ref. box	**114113**	**114123**	**114133**
Ref. module	**114030WHT > Matt White Textured**	**2x 114030WHT > Matt White Textured**	**3x 114030WHT > Matt White Textured**
	114030BLT > Matt Black Textured	**2x 114030BLT > Matt Black Textured**	**3x 114030BLT > Matt Black Textured**
	114030CH > Chrome	**2x 114030CH > Chrome**	**3x 114030CH > Chrome**
Lamp + fitting	QR-LP111 | G53	QR-LP111 | G53	QR-LP111 | G53
	Max. 50 W | IP20 | 12 V |	Max. 50 W | IP20 | 12 V |	Max. 50 W | IP20 | 12 V |
Orientation	30° | 350°	30° | 350°	30° | 350°
Control gear	Transformer (Excl.)	Transformer (Excl.)	Transformer (Excl.)
Cut-out	162 mm x162 mm x 125 mm	162 mm x 291 mm x 125 mm	162 mm x 420 mm x 125 mm
Materials	Fermacell + Aluminium	Fermacell + Aluminium	Fermacell + Aluminium
Finish	Matt White Textured Matt Black Textured | Chrome	Matt White Textured Matt Black Textured | Chrome	Matt White Textured Matt Black Textured | Chrome
	CE	CE	CE
	box 1.200 g | module 1 x 300 g	box 1.800 g | module 2 x 300 g	box 2.500 g | module 3 x 300 g

© 100%LIGHT - Fixtures : BLIND 2 Large - Halogen - Matt White Textured

© 100%LIGHT - Fixtures: BLIND 2 Large - Halogen - Matt White Textured

© 100%LIGHT - Fixtures: BLIND 2 Large - Halogen - Matt White Textured

BLIND
large
HIR-CE111

QR-LP111 | G53

HIR-CE111 | GX8.5

COMPATIBILITY RETROFIT LAMPS
Scan or click QR-code

to be painted

CUSTOM COLOURS
on demand
Scan or click QR-code

Transformers/Ballasts
see page 464

ACCESSORY

Ref. 114901
Bracket set (2 x)
including screws

Ref. 191400 (clear)
191401 (Matt)
UV Filter I HIR-CE111



© 100% LIGHT - Fixture : BLIND I Large - Discharge - Matt White Textured

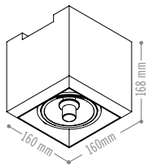

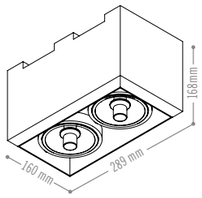

Name	**BLIND 1 LARGE | HIR-CE111**	**BLIND 2 LARGE | HIR-CE111**
Ref. box	**114117**	**114127**
Ref. module	**114070WHT > Matt White Textured**	**2x 114070WHT > Matt White Textured**
	114070BLT > Matt Black Textured	**2x 114070BLT > Matt Black Textured**
	114070CH > Chrome	**2x 114070CH > Chrome**
Lamp + fitting	HIR-CE111 | GX8,5	HIR-CE111 | GX8,5
	35-70W | IP20 | 4,5kV | ⏚ | ▼	35-70W | IP20 | 4,5kV | ⏚ | ▼
Orientation	30° | 350°	30° | 350°
Control gear	Ballast (Excl.)	Ballast (Excl.)
Cut-out	162 mm x 162 mm x 188 mm	162 mm x 291 mm x 188 mm
Materials	Fermacell + Aluminium	Fermacell + Aluminium
Finish	Matt White Textured (WHT) Matt Black Textured (BLT) | Chrome (CH)	Matt White Textured (WHT) Matt Black Textured (BLT) | Chrome (CH)
	CE	CE
KG	box 1.900 g | module 1 x 300 g	box 2.700 g | module 2 x 300 g

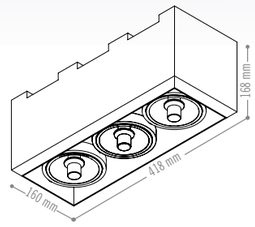

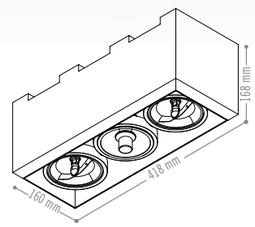

Name	**BLIND 3 LARGE | HIR-CE111**	**BLIND 3 LARGE | 1 X HIR-CE111 + 2 X QR-LP111**
Ref. box	**114137**	**114137**
Ref. module	**3x 114070WHT > Matt White Textured**	**1x 114070WH + 2x 114080WHT > Matt White Textured**
	3x 114070BLT > Matt Black Textured	**1x 114070WH + 2x 114080BLT > Matt Black Textured**
	3x 114070CH > Chrome	**1x 114070CH + 2x 114080CH > Chrome**
Lamp + fitting	HIR-CE111 | GX8,5	QR-LP111 | G53 | Max. 50 W | 12 V | IP20 | ⏚ | ▼
	35-70W | IP20 | 4,5kV | ⏚ | ▼	HIR-CE111 | GX8,5 | 35-70W | IP20 | 4,5kV | ⏚ | ▼
Orientation	30° | 350°	30° | 350°
Control gear	Ballast (Excl.)	Ballast & Transformer (Excl.)
Cut-out	162 mm x 420 mm x 188 mm	162 mm x 420 mm x 188 mm
Materials	Fermacell + Aluminium	Fermacell + Aluminium
Finish	Matt White Textured (WHT) Matt Black Textured (BLT) | Chrome (CH)	Matt White Textured (WHT) Matt Black Textured (BLT) | Chrome (CH)
	CE	CE
KG	box 3.600 g | module 3 x 300 g	box 3.600 g | module 3 x 300 g

© 100%LIGHT - Fixtures : CALIA IP44 - Matt White Textured



NELIO
MATT WHITE TEXTURED



NELIO
CHROME



NELIO
BRUSHED ALUMINIUM ANODISED



NELIO
BRUSHED BRONZE ANODISED

CALIA
MATT WHITE TEXTURED

CALIA
CHROME



CALIA
BRUSHED ALUMINIUM ANODISED

CALIA
BRUSHED BRONZE ANODISED

NELIO I CALIA

NELIO & CALIA IP44 lighting fixture to insert into a round, 80 mm diameter opening. The case is fixed into false ceilings or concrete interior ceilings with two leaf springs. The fixture is composed of a round Aluminium insertion ring, connected to a reflector for a QT12 lamp or GU10 version.

The sandblasted borosilicate glass is glued onto the Aluminium front square frame, which is clipped onto the round Aluminium insertion ring with a spring system. This front ring provides a broad-beam light distribution. NELIO & CALIA is available in Matt White Textured, Chrome and Brushed Anodised Aluminium or Bronze.

Suitable for Interior or Exterior use (IP44)

LEDS & LED FIXTURES 5 YEARS WARRANTY

NELIO I CALIA

GU10 I QT-LP12

IP44

QPAR51 I GU10

QT-LP12 I GY6,35

COMPATIBILITY RETROFIT LAMPS
Scan or click QR-code

CUSTOM COLOURS
on demand
Scan or click QR-code

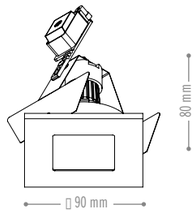

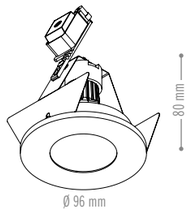

Name	**NELIO I GU10**	**CALIA I GU10**
Ref.	**133043BAL > Brushed Aluminium Anodised**	**133143BAL > Brushed Aluminium Anodised**
	133043BRA > Brushed Bronze Anodised	**133143BRA > Brushed Bronze Anodised**
	133043CH > Chrome	**133143CH > Chrome**
	133043WHT > Matt White Textured	**133143WHT > Matt White Textured**
Lamps + fittings	QPAR51 I GU10 I Max. 50 W I IP44 I ~ 230 V I ⏚ I ▼	QPAR51 I GU10 I Max. 50 W I IP44 I ~ 230 V I ⏚ I ▼
Cut-out	Ø 80 mm	Ø 80 mm
Materials	Aluminium	Aluminium
Finish	Brushed Aluminium Anodised (BAL) I Brushed Bronze Anodised (BRA) I Chrome (CH) I Matt White Textured (WHT)	Brushed Aluminium Anodised (BAL) I Brushed Bronze Anodised (BRA) I Chrome (CH) I Matt White Textured (WHT)
	CE	CE
KG	175 g	175 g

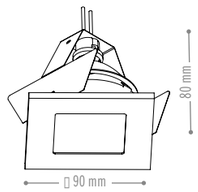

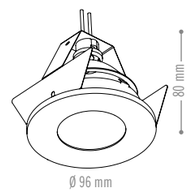

Name	**NELIO I QT-LP12**	**CALIA I QT-LP12**
Ref.	**133013BAL > Brushed Aluminium Anodised**	**133113BAL > Brushed Aluminium Anodised**
	133013BRA > Brushed Bronze Anodised	**133113BRA > Brushed Bronze Anodised**
	133013CH > Chrome	**133113CH > Chrome**
	133013WHT > Matt White Textured	**133113WHT > Matt White Textured**
Lamps + fittings	QT-LP12 I GY6,35 I Max. 50 W I IP44 I 12V I ⊕ I ▼	QT-LP12 I GY6,35 I Max. 50 W I IP44 I 12V I ⊕ I ▼
Control gear	Transformer (Excl.)	Transformer (Excl.)
Cut-out	Ø 80 mm	Ø 80 mm
Materials	Aluminium	Aluminium
Finish	Brushed Aluminium Anodised (BAL) I Brushed Bronze Anodised (BRA) I Chrome (CH) I Matt White Textured (WHT)	Brushed Aluminium Anodised (BAL) I Brushed Bronze Anodised (BRA) I Chrome (CH) I Matt White Textured (WHT)
	CE	CE
KG	175 g	175 g

© 100%LIGHT - Fixtures: NELIO - Halogen - Matt White Textured

© 100%LIGHT - Fixtures: LILO - LED - Matt White Textured



LILO - BRUSHED BLACK ANODISED



LILO - BRUSHED BRONZE ANODISED



LILO - BRUSHED GOLD ANODISED



LILO - BRUSHED ALUMINIUM ANODISED



LILO - MATT WHITE TEXTURED

LILO

LILO is a miniature square LED fixture mountable by two leaf springs in any ceiling or wall shelf. The minimal depth of the fixture makes it ideal for use in combination with wooden tablets or stair steps.

Designed primarily for interior use, LILO is also available in IP44 format, making it suitable for damp areas such as bathrooms (check local zone requirements).

The fitting comprises an Aluminium frame, equipped with a high quality LED, selected with the best binning. Colour temperature options are available from 2700 K, 3000 K to 4000 K with a remote driver requirement (to be ordered separately) of 3.2 Watts at 350 mA DC. A matt opalised polycarbonate screen in the Aluminium front frame provides a wide beam diffuse light distribution.

LILO is available in various finishes including Black, Bronze, Gold and Brushed Anodised Aluminium or Matt White Textured.

An optional plaster kit is available for wall or ceiling installations.

LEDS & LED FIXTURES 5 YEARS WARRANTY

LILO
LED

LED | CRI ≥ 80 or CRI ≥ 90

ACCESSORY

LILO CONCRETE KIT
Ref. 102901

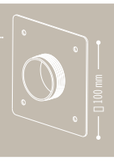

Remote driver

LILO I LED

	LED*	LED COLOUR*	PROTECTION	FINISH
LILO = 102	6 = LED - G0	1 = 4000 K - CRI ≥ 80 2 = 3000 K - CRI ≥ 90 3 = 2700 K - CRI ≥ 90	2 = IP20 4 = IP44	WHT = Matt White Textured BLA = Brushed Black Anodised BRA = Brushed Bronze Anodised GOA = Brushed Gold Anodised BAL = Brushed Alu Anodised
	Info drivers or scan / click QR-code CONCRETE KIT • Remote driver			Custom colours on demand Scan or click QR-code
For example : 102 (LILO)	6 (LED - G0)	2 (3000 K)	2 (IP20)	BRA (Brushed Bronze Anodised)

102622BRA LILO • Brushed Bronze Anodised • LED G0 - CRI 90 • 3,2W - 3000 K • Excl. Driver (max. 350 mA DC)

***G0 = 3,2 W - 365 lm - 4000 K | 3,2 W - 292 lm - 3000 K | 3,2 W - 267 lm - 2700 K**

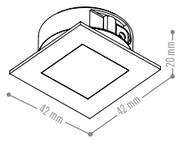

Name	**LILO I LED**	**LILO I LED I IP44**
Ref.	**See table**	**See table**
Lamp + fitting	LED I CRI ≥ 80 I CRI ≥ 90	LED I CRI ≥ 80 I CRI ≥ 90
	G0 I 3,2 W I 350 mA DC I IP20 I	G0 I 3,2 W I 350 mA DC I IP44 I
Control gear	Driver max. 350 mA DC (Excl.)	Driver max. 350 mA DC (Excl.)
Cut-out	Ø 39 mm x 20 mm	Ø 39 mm x 20 mm
Cut-out plaster kit	Ø 62 mm x 40 mm	Ø 62 mm x 40 mm
Cut-out concrete kit	Ø 62 mm x 40 mm	Ø 62 mm x 40 mm
Materials	Aluminium + polycarbonate	Aluminium + polycarbonate
Finish	See table	See table
	CE	CE
Module	75 g	75 g
Kit	100 g	100 g

© 100%LIGHT - Fixtures, LILO - LED - Brushed Alu Anodised

© 100%LIGHT - Fixtures : P100 - LED



P100

P100

With his slenderness and pure lines, the simplicity of the fixtures' design makes that it can be used anywhere.

The P100 is the perfect surface full orientable spot for any design project.

It is available in different version with incorporated driver 6.3 watt on 350 mA DC it generates a luminous intensity up to 600 lumen or external driver 13.3 watt on 700 mA DC maximum it generates a luminous intensity up to 1.050 lumen even 1.380 lumen at 1000mA DC.

The P100 is an efficient light fixture with a beam angle of 6° or 25° and a lifetime of 50.000 hours.

LEDS & LED FIXTURES 5 YEARS WARRANTY

P100
LED

LED | CRI ≥80

Drivers see page 462



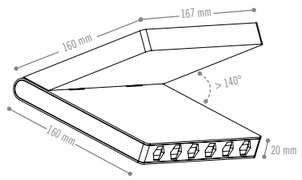

Name	**P100 | 350 mA DC**	**P100 | 700 mA DC**	**P100 | 1000 mA DC**
Ref.	**3313WB**	**3313WB0 >** Excl. Driver (max. 1000mA DC)	**3313WB0 >** Excl. Driver (max. 1000mA DC)
		3313WB1 > Incl. Driver 700 mA DC	**3313WB6 >** Incl. Driver 1000 mA DC
		3313WB2 > Incl. Dim. Driver 700 mA DC (PUSH DIM)	**3313WB7 >** Incl. Dim. Driver 1000 mA DC (1-10 V)
		3313WB3 > Incl. Dim. Driver 700 mA DC (PHASE CUT)	
		3313WB4 > Incl. Dim. Driver 700 mA DC (1-10 V)	
		3313WB5 > Incl. Dim. Driver 700 mA DC (DALI)	
Lamp + fitting	LED 6 | CRI ≥ 80	LED 6 | CRI ≥ 80	LED 6 | CRI ≥ 80
	2700 K | 600 lm | Beam 25°	2700 K | 1050 lm | Beam 25°	2700 K | 1380 lm | Beam 25°
	6,3W | IP20 | ~ 230 V | ⏚ | ▼	13,3 W | 700 mA DC | IP20 | ◈ | ▼	19 W | 1000 mA DC | IP20 | ◈ | ▼
Orientation	350° | 140°	350° | 140°	350° | 140°
Control gear WW	Driver 350 mA DC (Integrated)	Driver max. 1000 mA DC (Excl. or Incl.)	Driver max. 1000 mA DC (Excl. or Incl.)
Materials	Aluminium	Aluminium	Aluminium
Finish	Matt White Textured & Matt Black (WB)	Matt White Textured & Matt Black (WB)	Matt White Textured & Matt Black (WB)
	CE	CE	CE
KG	2.300g	2.300g	2.300g

© 100%LIGHT - Fixture: P100 - LED

© 100%LIGHT - Fixtures : P100 - LED

© 100%LIGHT - Fixture: DOWNBOX Medium - LED - Matt Black Textured

DOWNBOX DUO SMALL

DOWNBOX UNO SMALL

DOWNBOX DUO MEDIUM

DOWNBOX UNO MEDIUM

DOWNBOX DUO LARGE

DOWNBOX UNO LARGE

DOWNBOX

This surface mounted indoor fixture strikes a balance between an architectural recessed light and a decorative pendant.

DOWNBOX comprises a rectangular, Matt White or Matt Black Textured lacquered enclosure, with an adjustable stirrup arrangement providing the support for the moveable lamp ring. The stirrup allows a swivel movement of up to 350° and the lamp ring can tilt to 35°, allowing accurate positioning of the light source.

DOWNBOX is offered in 3 formats, each available with 1 or 2 adjustable lamp-ways and with a choice of light sources including Halogen, LED and Discharge lamps.

The latest LED versions added to the DOWNBOX range stand out in energy efficiency and lighting quality, with light output of up to 104 lm/w and CRI ≥ 90, achieved through the combination of the latest COB technology and a highly efficient reflector. Accessories (to be ordered separately) include honeycomb and correction filters.

The DOWNBOX family includes an integral transformer, driver or ballast and we strongly advise adhering to the recommended lamp types shown in the appropriate technical data included within this catalogue and with the data sheet supplied with each fitting.

LEDS & LED FIXTURES 5 YEARS WARRANTY

DOWNBOX

uno I duo
medium
LED I IP20 &IP44

LED I CRI ≥ 90

ACCESSORY (IP20 ONLY)

Ref. 3316043AS (assembled)
HONEYCOMB Ø 43 mm

Ref. 3316143AS (assembled)
(LED - ONLY with honeycomb)
CORRECTION FILTER Ø 43 mm

DOWNBOX

uno I duo
large
LED I IP20 & IP44

LED I CRI ≥ 90

ACCESSORY (IP20 ONLY)

Ref. 3316050
3316050AS (assembled)
HONEYCOMB Ø 50 mm

Ref. 3316150 (LED ONLY)
3316150AS (assembled)
CORRECTION FILTER Ø 50 mm

DOWNBOX MEDIUM I LED

	MODEL	BEAM & LED*	LED COLOUR*	FINISH HOUSING	DRIVERS (LED serial connection)
DOWNBOX: = 303	1 = UNO - Medium - IP20 2 = DUO - Medium - IP20 3 = UNO - Medium - IP44 clear 4 = DUO - Medium - IP44 clear 5 = UNO - Medium - IP44 matt 6 = DUO - Medium - IP44 matt	2 = 24° - G1	1 = 4000 K 2 = 3000 K 3 = 2700 K	1 = Matt White Textured 2 = Matt Black Textured Heatsink Black Anodised (for all finishes)	0 = Excl. Driver (max. 350 mA DC) 1 = Driver 350 mA DC (Integrated) 2 = Incl. Dim. Driver 350 mA DC (PUSH DIM) 3 = Dim. Driver 350 mA DC (PHASE CUT)(Integrated) 4 = Incl. Dim. Driver 350 mA DC (1-10 V) 5 = Incl. Dim. Driver 350 mA DC (DALI)

For latest LED technologies Scan or click QR-code

Custom colours on demand Scan or click QR-code

Info drivers or scan / click QR-code

For example :

303	1	2	2	1	3
(DOWNBOX)	(Uno - Medium - IP20)	(24° - G1)	(3000 K)	(Matt White Textured)	(Dim. Driver 350 mA DC (PHASE CUT)(Integrated))

30312213 DOWNBOX Uno Medium - IP20 • LED G1 - CRI 90 - 9,3 W • 3000 K - Beam 24° • Matt White Textured • Dim. Driver 350mA DC (PHASE CUT)(Integrated)

***G1 = 9,3W - 948 lm - 4000 K I 9,3W - 845 lm - 3000 K I 9,3W - 809 lm - 2700 K**

DOWNBOX LARGE I LED

	MODEL	BEAM & LED*	LED COLOUR*	FINISH HOUSING	DRIVERS (LED serial connection)
DOWNBOX: = 303	1 = UNO - Large - IP20 2 = DUO - Large - IP20 3 = UNO - Large - IP44 clear 4 = DUO - Large - IP44 clear 5 = UNO - Large - IP44 matt 6 = DUO - Large - IP44 matt	3 = 25° - G2 4 = 34° - G2 5 = 46° - G2	1 = 4000 K 2 = 3000 K 3 = 2700 K	1 = Matt White Textured 2 = Matt Black Textured Heatsink Black Anodised (for all finishes)	0 = Excl. Driver (max. 700mA DC) 1 = Driver 350 mA DC (Integrated) 2 = Dim. Driver 350 mA DC (PUSH DIM)(Integrated) 3 = Dim. Driver 350 mA DC (PHASE CUT)(Integrated) 4 = Dim. Driver 350 mA DC (1-10 V)(Integrated) 5 = Dim. Driver 350 mA DC (DALI)(Integrated) 6 = Driver 700 mA DC (Integrated) 7 = Incl. Dim. Driver 700 mA DC (PUSH DIM)** 8 = Incl. Dim. Driver 700 mA DC (PHASE CUT)** 9 = Incl. Dim. Driver 700 mA DC (1-10 V)** 10 = Incl. Dim. Driver 700 mA DC (DALI)**

For latest LED technologies Scan or click QR-code

Custom colours on demand Scan or click QR-code

Info drivers or scan / click QR-code

For example :

303	1	3	2	1	3
(DOWNBOX)	(Uno - Large - IP20)	(25° - G2)	(3000 K)	(Matt White Textured)	(Incl. Dim. Driver 350 mA DC (PHASE CUT)(Integrated))

30313213 DOWNBOX Uno Large - IP20 • LED G2 - CRI 90 - 11 W • 3000 K - Beam 25° • Matt White Textured • Incl. Dim. Driver 350mA DC (PHASE CUT)(Integrated)

***G2 on 350 mA = 11 W - 1219 lm - 4000 K I 11 W - 1079 lm - 3000 K I 11 W - 1065 lm - 2700 K**
***G2 on 700 mA = 23,4 W - 2224 lm - 4000 K I 23,4 W - 1969 lm - 3000 K I 23,4 W - 1943 lm - 2700 K**

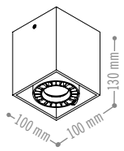

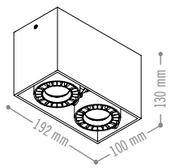

Name	DOWNBOX UNO MEDIUM I 1 x LED	DOWNBOX UNO MEDIUM I 1 x LED I IP44	DOWNBOX DUO MEDIUM I 2 x LED	DOWNBOX DUO MEDIUM I 2 x LED I IP44
Ref. module	See Table	See Table	See Table	See Table
Lamp + fitting	LED I CRI ≥90	LED I CRI ≥90	LED I CRI ≥90	LED I CRI ≥90
	G1 I 9,3W I 350mA DC I IP20 I ⏚ I ▼	G1 I 9,3W I 350mA DC I IP44 I ⏚ I ▼	G1 I 9,3W I 350mA DC I IP20 I ⏚ I ▼	G1 I 9,3W I 350mA DC I IP44 I ⏚ I ▼
Orientation	30° I 350°	30° I 350°	30° I 350°	30° I 350°
Control gear	Driver max. 350 mA DC (Excl. or Incl. or Integr.)	Driver max. 350 mA DC (Excl. or Incl. or Integr.)	Driver max. 350 mA DC (Excl. or Incl. or Integr.)	Driver max. 350 mA DC (Excl. or Incl. or Integr.)
Materials	Aluminium	Aluminium	Aluminium	Aluminium
Finish	See table	See table	See table	See table
	CE	CE	CE	CE
KG	1.100 g	1.150 g	1.850 g	1.900 g

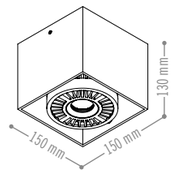

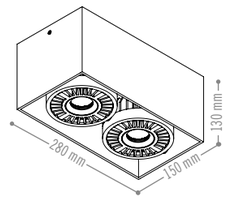

Name	DOWNBOX UNO LARGE I 1 x LED	DOWNBOX UNO LARGE I 1 x LED I IP44	DOWNBOX DUO LARGE I 2 x LED	DOWNBOX DUO LARGE I 2 x LED I IP44
Ref. module	See Table	See Table	See Table	See Table
Lamp + fitting	LED I CRI ≥90	LED I CRI ≥90	LED I CRI ≥90	LED I CRI ≥90
	G1 I 11W I 350mA DC I IP20 I ⏚ I ▼	G1 I 11W I 350mA DC I IP44 I ⏚ I ▼	G1 I 11W I 350mA DC I IP20 I ⏚ I ▼	G1 I 11W I 350mA DC I IP44 I ⏚ I ▼
	G2 I 23,4 W I 700mA DC I IP20 I ⊕ I ▼	G2 I 23,4 W I 700mA DC I IP44 I ⊕ I ▼	G2 I 23,4 W I 700mA DC I IP20 I ⊕ I ▼	G2 I 23,4 W I 700mA DC I IP44 I ⊕ I ▼
Orientation	30° I 350°	30° I 350°	30° I 350°	30° I 350°
Control gear	Driver max. 700 mA DC (Excl. or Incl. or Integr.)	Driver max. 700 mA DC (Excl. or Incl. or Integr.)	Driver max. 700 mA DC (Excl. or Incl. or Integr.**)	Driver max. 700 mA DC (Excl. or Incl. or Integr.**)
Materials	Aluminium	Aluminium	Aluminium	Aluminium
Finish	See table	See table	See table	See table
	CE	CE	CE	CE
KG	2.300 g	2.350 g	4.000 g	4.050 g

DOWNBOX

uno I duo
small I medium
GU10 I QR-C51 I QT-LP12

QPAR51 I GU10

QR-C51 I GX5,3

QT-LP12 I GY6,35

COMPATIBILITY RETROFIT LAMPS
Scan or click QR-code

CUSTOM COLOURS
on demand
Scan or click QR-code

© 100%LIGHT - Fixtures: DOWNBOX Large - Halogen - Matt White Textured

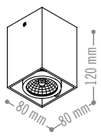

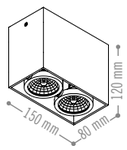

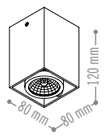

Name	**DOWNBOX UNO SMALL I 1 x GU10**	**DOWNBOX DUO SMALL I 2 x GU10**	**DOWNBOX UNO SMALL I 1 x QR-C51**
Ref.	**303140WHT > Matt White Textured**	**303240WHT > Matt White Textured**	**303110WHT > Matt White Textured**
	303140BLT > Matt Black Textured	**303240BLT > Matt Black Textured**	**303110BLT > Matt Black Textured**
Lamp + fitting	QPAR51 I GU10	QPAR51 I GU10	QR-C51 coolfit I GX5,3
	Max. 50 W I IP20 I ~ 230 V I	Max. 50W I IP20 I ~ 230 V I	Max. 35 W I IP20 I ~ 230 V I
Control gear			Transformer (Integrated)
Orientation	30° I 350°	30° I 350°	30° I 350°
Materials	Aluminium	Aluminium	Aluminium
Finish	Matt White Textured (WTH) I Matt Black Textured (BLT)	Matt White Textured (WTH) I Matt Black Textured (BLT)	Matt White Textured (WTH) I Matt Black Textured (BLT)
	CE	CE	CE
	700 g	1.000 g	700 g

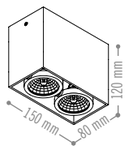

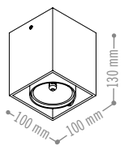

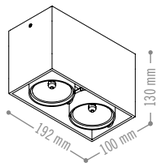

Name	**DOWNBOX DUO SMALL I 2 x QR-C51**	**DOWNBOX UNO MEDIUM I 1 x QT-LP12**	**DOWNBOX DUO MEDIUM I 2 x QT-LP12**
Ref.	**303210WHT > Matt White Textured**	**303190WHT > Matt White Textured**	**303290WHT > Matt White Textured**
	303210BLT > Matt Black Textured	**303190BLT > Matt Black Textured**	**303290BLT > Matt Black Textured**
Lamp + fitting	QR-C51 coolfit I GX5,3	QT-LP12 I GY6,35	QT-LP12 I GY6,35
	Max. 35 W I IP20 I ~ 230 V I	Max. 35 W I IP20 I ~ 230 V I	Max. 35 W I IP20 I ~ 230 V I
Control gear	Transformer (Integrated)	Transformer (Integrated)	Transformer (Integrated)
Orientation	30° I 350°	30° I 350°	30° I 350°
Materials	Aluminium	Aluminium	Aluminium
Finish	Matt White Textured (WTH) I Matt Black Textured (BLT)	Matt White Textured (WTH) I Matt Black Textured (BLT)	Matt White Textured (WTH) I Matt Black Textured (BLT)
	CE	CE	CE
	1.000 g	950 g	1.500 g

© 100%LIGHT - Fixtures: DOWNBOX Large - Halogen - Matt White Textured



© 100%LIGHT - Fixtures : DOWNBOX Large - Halogen - Matt White Textured

QR-LP70 | Ba15d

QR-LP111 | G53

COMPATIBILITY RETROFIT LAMPS
Scan or click QR-code

CUSTOM COLOURS
on demand
Scan or click QR-code

DOWNBOX

uno I duo
medium I large
QR-LP70 I QR-LP111

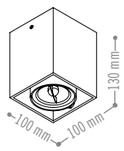

Name	**DOWNBOX UNO MEDIUM I 1 x QR-LP70**
Ref.	**303120WHT > Matt White Textured**
	303120BLT > Matt Black Textured
Lamp + fitting	QR-LP70 I Ba15d
	Max. 20 W I ~ 230 V I IP20 I ⏚ I
Control gear	Transformer (Integrated)
Orientation	30° I 350°
Materials	Aluminium
Finish	Matt White Textured (WHT) I Matt Black Textured (BLT)
	CE
	950 g

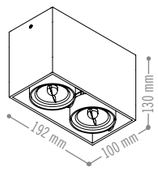

DOWNBOX DUO MEDIUM I 2 x QR-LP70
303220WHT > Matt White Textured
303220BLT > Matt Black Textured
QR-LP70 I Ba15d
Max. 20 W I ~ 230 V I IP20 I ⏚ I
Transformer (Integrated)
30° I 350°
Aluminium
Matt White Textured (WHT) I Matt Black Textured (BLT)
CE
1.500 g

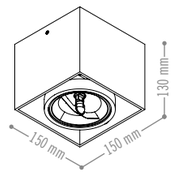

DOWNBOX UNO LARGE I 1 x QR-LP111
303130WHT > Matt White Textured
303130BLT > Matt Black Textured
QR-LP111 I G53
Max. 35 W I ~ 230 V I IP20 I ⏚ I
Transformer (Integrated)
30° I 350°
Aluminium
Matt White Textured (WHT) I Matt Black Textured (BLT)
CE
1.550 g

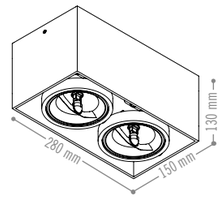

DOWNBOX DUO LARGE I 2 x QR-LP111
303230WHT > Matt White Textured
303230BLT > Matt Black Textured
QR-LP111 I G53
Max. 35 W I ~ 230 V I IP20 I ⏚ I
Transformer (Integrated)
30° I 350°
Aluminium
Matt White Textured (WHT) I Matt Black Textured (BLT)
CE
2.400 g

© 100%LIGHT - Fixture: CRUSH - Halogen - Matt White Textured, Gold Anodised

CRUSH

CRUSH+
RING + EXPRESS 50
or RING + EXPRESS 60

CRUSH+2
EXPRESS 50
or EXPRESS 60

CRUSH+
RING + SHAKER SMALL



CRUSH+2
SHAKER SMALL



CRUSH
LED OR HALOGEN

CRUSH designed by TERSAGO+ DEDECKER DEUX [OM]

CRUSH is characterized by its simplicity and purity of form. With no visible fixings and a compact housing of just 6 cm height, CRUSH is discreet whilst elegant in design. A twin ring gimbal arrangement provides maximum flexibility, the outer allowing 350° of rotation and the inner ring, a tilt of up to 30°.

CRUSH is ideal for refurbishment projects where surface mounted fixtures are required, such as interiors with a concrete ceiling.

CRUSH+ is the combination of the outstanding features of CRUSH with those of the Express and/or Shaker Small series, which results in an elegant, minimalist cylindrical fixture in which the light source has been deeply regressed for optimum visual comfort.

The CRUSH family is available in Halogen or LED format, with integral control gear a feature of the entire series.

LEDS & LED FIXTURES 5 YEARS WARRANTY

© 100%LIGHT - Fixtures: CRUSH Rings - Halogen - Matt White Textured

CRUSH
QR-C51

QR-C51 | GX5,3

COMPATIBILITY RETROFIT LAMPS
Scan or click QR-code

Dimmable on demand

ACCESSORY
Ref. 3316150 (LED ONLY)
CORRECTION FILTER Ø 50 mm

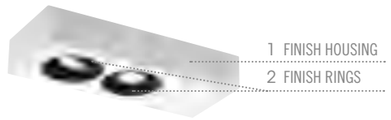

CRUSH | QR-C51

	LAMP TYPE	1 FINISH* HOUSING	2 FINISH* RINGS
CRUSH = 330	**01 = QR-C51**	**1 = Matt White Textured** **2 = Matt Black Textured** *Custom colours on demand Scan or click QR-code	**1 = Matt White Textured** **2 = Black Anodised** **3 = Bronze Anodised** **4 = Gold Anodised**
For example : **330** (CRUSH)	**01** (QR-C51)	**1** (Matt White Textured)	**4** (Gold Anodised)

3300114 CRUSH • QR-C51 • Housing: Matt White Textured • Rings: Gold Anodised • Transformer (0…VA)(Integrated)

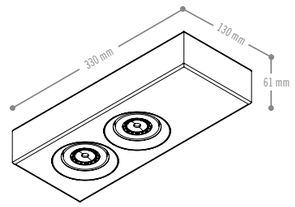

Name	**CRUSH | RING: QR-C51 + RING: QR-C51**
Ref.	**See table**
Lamp + fitting	QR-C51 | GX5,3 | coolfit
	Max. 50 W | IP20 | ~ 230 V |
Orientation	30° | 350°
Control gear	Transformer (0…VA)(Integrated)
Materials	Aluminium
	CE
	1.150 g

CRUSH+
ring I QR-C51
express 50 I QR-C35

QR-C35 I GZ4

QR-C51 I GX5,3

COMPATIBILITY RETROFIT LAMPS
Dimensions see page 466
Scan or click QR-code

Dimmable on demand

ACCESSORY (EXPRESS ONLY)

Ref. 3316035AS (assembled)
HONEYCOMB Ø 35 mm

Ref. 3316135AS
(assembled - LED ONLY)
CORRECTION FILTER Ø 35 mm



1 FINISH HOUSING
2 FINISH RINGS
3 FINISH EXPRESS TUBE
4 FINISH CONE

CRUSH+
ring I QR-C51
express 60 I QR-C51

QR-C51 I GX5,3

COMPATIBILITY RETROFIT LAMPS
Dimensions see page 466
Scan or click QR-code

Dimmable on demand

ACCESSORY (EXPRESS ONLY)

Ref. 3316050
3316050AS (assembled)
HONEYCOMB Ø 50 mm

Ref. 3316150 (LED ONLY)
3316150AS (assembled)
CORRECTION FILTER Ø 50 mm

CRUSH+ I RING: QR-C51 + EXPRESS 50: QR-C35

	LAMP TYPE	1 FINISH* HOUSING	2 FINISH* RINGS	3 FINISH* EXPRESS 50 TUBE	2 FINISH* CONE
CRUSH = 330	04 = QR-C35 + QR-C51	1 = Matt White Textured 2 = Matt Black Textured *Custom colours on demand Scan or click QR-code	1 = Matt White Textured 2 = Black Anodised 3 = Bronze Anodised 4 = Gold Anodised	1 = Matt White Textured 2 = Black Anodised 3 = Bronze Anodised 4 = Gold Anodised	1 = Matt White Textured 2 = Black Anodised 3 = Bronze Anodised 4 = Gold Anodised
For example :					
330 (CRUSH)	04 (QR-C35 + QR-C51)	1 (Matt White Textured)	4 (Gold Anodised)	1 (Matt White Textured)	4 (Gold Anodised)

330041414 CRUSH+ ring QR-C51 + 1 express 50 • QR-C35 • Housing: Matt White Textured • Rings: Gold Anodised • Express 50 tube: Matt White Textured • Cone : Gold Anodised • Transformer (0…VA)(Integrated)

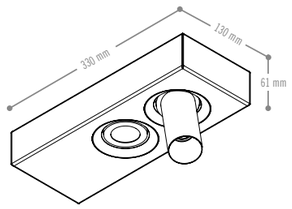

Name	**CRUSH+ I RING : QR-C51 + EXPRESS 50 : QR-C35**
Ref. Module	**See table**
Lamp + fitting	QR-C35 I GZ4 I coolfit I Max. 20 W I IP20 I ~ 230 V I ⏚ I ▼
	QR-C51 I GX5,3 I Max. 50 W I IP20 I ~ 230 V I ⏚ I ▼
Orientation	30° I 350°
Control gear	Transformer (0…VA)(Integrated)
Materials	Aluminium
	CE
	1.475 g

CRUSH+ I RING: QR-C51 + EXPRESS 60: QR-C51

	LAMP TYPE	1 FINISH* HOUSING	2 FINISH* RINGS	3 FINISH* EXPRESS 60 TUBE	2 FINISH* CONE
CRUSH = 330	03 = QR-C51	1 = Matt White Textured 2 = Matt Black Textured *Custom colours on demand Scan or click QR-code	1 = Matt White Textured 2 = Black Anodised 3 = Bronze Anodised 4 = Gold Anodised	1 = Matt White Textured 2 = Black Anodised 3 = Bronze Anodised 4 = Gold Anodised	1 = Matt White Textured 2 = Black Anodised 3 = Bronze Anodised 4 = Gold Anodised
For example :					
330 (CRUSH)	03 (QR-C51)	1 (Matt White Textured)	4 (Gold Anodised)	1 (Matt White Textured)	4 (Gold Anodised)

330031414 CRUSH+ ring QR-C51 + 1 express 60 • QR-C51 • Housing: Matt White Textured • Rings: Gold Anodised • Express 60 tube: Matt White Textured • Cone : Gold Anodised • Transformer (0…VA)(Integrated)

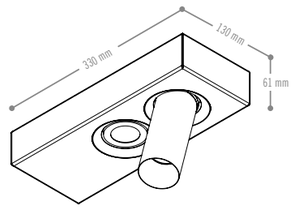

Name	**CRUSH+ I RING : QR-C51 + EXPRESS 60 : QR-C51**
Ref. Module	**See table**
Lamp + fitting	QR-C51 I GX5,3 I coolfit
	Max. 50 W I IP20 I ~ 230 V I ⏚ I ▼
Orientation	30° I 350°
Control gear	Transformer (0…VA)(Integrated)
Materials	Aluminium
	CE
	1.525 g

CRUSH+2
express 50
LED

LED | CRI ≥ 90

SORAA® LED | CRI ≥ 95
optical light engine

Dimmable on demand

ACCESSORY

Ref. 3316035AS (assembled)
HONEYCOMB Ø 35 mm

Ref. 3316135AS
(assembled - LED ONLY)
CORRECTION FILTER Ø 35 mm

CRUSH+2 I EXPRESS 50 I LED & SORAA® LED OPTICAL LIGHT ENGINE

	BEAM & LED*	LED COLOUR*	1 FINISH* HOUSING	2 FINISH* RINGS	3 FINISH* EXPRESS 50 TUBES	4 FINISH* CONE
CRUSH = 330	72 = 24° - G1 73 = 36° - G1 74 = 25° - C11 (SORAA®) 75 = 36° - C11 (SORAA®)	1 = 4000 K 2 = 3000 K 3 = 2700 K	1 = Matt White Textured 2 = Matt Black Textured	1 = Matt White Textured 2 = Black Anodised 3 = Bronze Anodised 4 = Gold Anodised	1 = Matt White Textured 2 = Black Anodised 3 = Bronze Anodised 4 = Gold Anodised	1 = Matt White Textured 2 = Black Anodised 3 = Bronze Anodised 4 = Gold Anodised
	For latest LED technologies Scan or click QR-code		*Custom colours on demand Scan or click QR-code			
For example :						
330 (CRUSH)	**72** (24°- G1)	**1** (4000 K)	**1** (Matt White Textured)	**4** (Gold Anodised)	**1** (Matt White Textured)	**4** (Gold Anodised)

3307211414 CRUSH + 2 Express 50 • LED G1 - CRI 90 - 9,3 W • 4000 K - Beam 24° • Housing: Matt White Textured
Rings: Gold Anodised • Express 50 tubes: Matt White Textured • Cone : Gold Anodised • Driver 350 mA DC (Integrated)

***G1 = 9,3W - 948 lm - 4000 K | 9,3W - 845 lm - 3000 K | 9,3W - 809 lm - 2700 K**
***C11 = 9,7W - 525 lm - 4000 K | 9,7W - 500 lm - 3000 K | 9,7W - 475 lm - 2700 K**

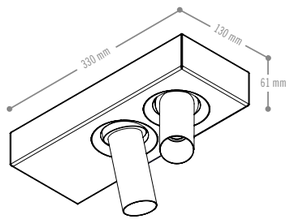

Name	**CRUSH+2 I EXPRESS 50 I LED**	**CRUSH+2 I EXPRESS 50 I SORAA®**
Ref. Module	**See table**	**See table**
Lamp + fitting	LED I CRI ≥90	LED I optical light engine I CRI ≥ 95
	G1 I 9,3W I ~ 230 V I IP20 I ⏚ I ▼	C11 I 8,3W I ~ 230 V I IP20 I ⏚ I ▼
Orientation	30° I 350°	30° I 350°
Control gear	Driver 350 mA DC (Integrated)	Driver 350 mA DC (Integrated)
Materials	Aluminium	Aluminium
	CE	CE
	1.800 g	1.900 g

© 100%LIGHT - Fixture: CRUSH+ Express 50 - LED - Housing: Matt White Textured - Rings: Black Anodised - Express 50 tubes: Matt White Textured - Cone : Black Anodised

© 100%LIGHT - Fixture: CRUSH + 2 Express 60 - LED - - Housing: Matt White Textured - Rings: Black Anodised - Express 60 tubes: Matt White Textured - Cone : Black Anodised

CRUSH+2
express 60
LED

LED | CRI ≥ 90

Dimmable on demand

ACCESSORY

Ref. 3316050
3316050AS (assembled)
HONEYCOMB Ø 50 mm

Ref. 3316150 (LED ONLY)
3316150AS (assembled)
CORRECTION FILTER Ø 50 mm

CRUSH+2 | EXPRESS 60 | LED

	BEAM & LED*	LED* COLOUR	1 FINISH* HOUSING	2 FINISH* RINGS	3 FINISH* EXPRESS 60 TUBE	4 FINISH* CONE
CRUSH = 330	80 = 20°- G1 81 = 28°- G1 82 = 40°- G1 83 = 25°- G2 84 = 34°- G2 85 = 46°- G2	1 = 4000 K 2 = 3000 K 3 = 2700 K	1 = Matt White Textured 2 = Matt Black Textured	1 = Matt White Textured 2 = Black Anodised 3 = Bronze Anodised 4 = Gold Anodised	1 = Matt White Textured 2 = Black Anodised 3 = Bronze Anodised 4 = Gold Anodised	1 = Matt White Textured 2 = Black Anodised 3 = Bronze Anodised 4 = Gold Anodised
	For latest LED technologies Scan or click QR-code		*Custom colours on demand Scan or click QR-code			
For example :						
330 (CRUSH)	82 (40° - G1)	2 (3000 K)	1 (Matt White Textured)	4 (Gold Anodised)	1 (Matt White Textured)	4 (Gold Anodised)

3308221414 CRUSH + 2 Express 60 • LED G1 - CRI 90 - 9,3 W • 3000 K - Beam 40° • Housing: Matt White Textured • Rings: Gold Anodised
Express 60 tubes: Matt White Textured • Cone : Gold Anodised • Driver 350mA DC (Integrated)

***G1 = 9,3W - 948 lm - 4000 K | 9,3W - 845 lm - 3000 K | 9,3W - 809 lm - 2700 K**
***G2 = 11W - 1219 lm - 4000 K | 11W - 1079 lm - 3000 K | 11W - 1065 lm - 2700 K**

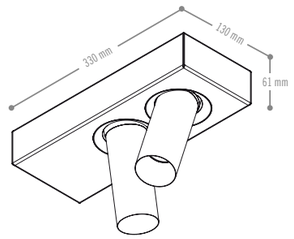

Name	**CRUSH+2 | EXPRESS 60 | LED**	**CRUSH+2 | EXPRESS 60 | LED**
Ref. Module	**See table**	**See table**
Lamp + fitting	LED | CRI ≥90	LED | CRI ≥90
	G1 | 9,3W | IP20 | ~ 230 V | ⏚ | ▼	G2 | 11W | IP20 | ~ 230 V | ⏚ | ▼
Orientation	30° | 350°	30° | 350°
Control gear	Driver 350 mA DC (Integrated)	Driver 350 mA DC (Integrated)
Materials	Aluminium	Aluminium
	CE	CE
KG	2.050 g	2.050 g

© 100%LIGHT - Fixtures: CRUSH Rings - Halogen - Matt White Textured

CRUSH+2
express 50
QR-C35

QR-C35 | GZ4

COMPATIBILITY RETROFIT LAMPS
Dimensions see page 466
Scan or click QR-code

Dimmable on demand

ACCESSORY

Ref. 3316035
HONEYCOMB Ø 35 mm

Ref. 3316135 (LED ONLY)
CORRECTION FILTER Ø 35 mm

CRUSH+2
express 60
GU10 | QR-C51

QR-C51 | GX5,3

QPAR51 | GU10 see page 466

COMPATIBILITY RETROFIT LAMPS
Dimensions see page 466
Scan or click QR-code

Dimmable on demand

ACCESSORY

Ref. 3316050
HONEYCOMB Ø 50 mm

Ref. 3316150 (LED ONLY)
CORRECTION FILTER Ø 50 mm

CRUSH+2 | EXPRESS 50 | QR-C35

	LAMP TYPE	1 FINISH* HOUSING	2 FINISH* RINGS	3 FINISH* EXPRESS 50 TUBE	4 FINISH* CONE
CRUSH = 330	07 = QR-C35	1 = Matt White Textured 2 = Matt Black Textured Custom colours on demand Scan or click QR-code	1 = Matt White Textured 2 = Black Anodised 3 = Bronze Anodised 4 = Gold Anodised	1 = Matt White Textured 2 = Black Anodised 3 = Bronze Anodised 4 = Gold Anodised	1 = Matt White Textured 2 = Black Anodised 3 = Bronze Anodised 4 = Gold Anodised
For example : 330 (CRUSH)	07 (QR-C35)	1 (Matt White Textured)	4 (Gold Anodised)	1 (Matt White Textured)	4 (Gold Anodised)

330071414 CRUSH + 2 Express 50 • QR-C35 • Housing: Matt White Textured • Rings: Gold Anodised • Express 50 tubes: Matt White Textured Cone : Gold Anodised • Transformer (0…VA)(Integrated)

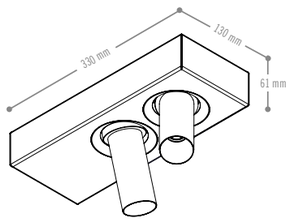

Name	**CRUSH+2 | EXPRESS 50 | QR-C35**
Ref. Module	**See table**
Lamp + fitting	QR-C35 | GZ4 | coolfit
	Max. 20 W | IP20 | ~ 230 V | ⏚ |
Orientation	30° | 350°
Control gear	Transformer (0…VA)(Integrated)
Materials	Aluminium
	CE
	2.000 g

CRUSH+2 | EXPRESS 60 | GU10 | QR-C51

	LAMP TYPE	1 FINISH* HOUSING	2 FINISH* RINGS	3 FINISH* EXPRESS 60 TUBE	4 FINISH* CONE
CRUSH = 330	05 = GU10 06 = QR-C51	1 = Matt White Textured 2 = Matt Black Textured Custom colours on demand Scan or click QR-code	1 = Matt White Textured 2 = Black Anodised 3 = Bronze Anodised 4 = Gold Anodised	1 = Matt White Textured 2 = Black Anodised 3 = Bronze Anodised 4 = Gold Anodised	1 = Matt White Textured 2 = Black Anodised 3 = Bronze Anodised 4 = Gold Anodised
For example : 330 (CRUSH)	06 (QR-C51)	1 (Matt White Textured)	4 (Gold Anodised)	1 (Matt White Textured)	4 (Gold Anodised)

330061414 CRUSH + 2 Express 60 • QR-C51 • Housing: Matt White Textured • Rings: Gold Anodised • Express 60 tubes: Matt White Textured Cone : Gold Anodised • Transformer (0…VA)(Integrated)

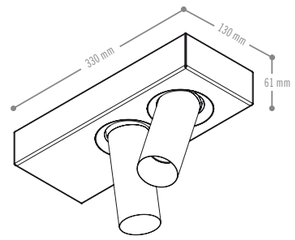

Name	**CRUSH+2 | EXPRESS 60 | GU10**	**CRUSH+2 | EXPRESS 60 | QR-C51**
Ref. Module	**See table**	**See table**
Lamp + fitting	QPAR51 | GU10	QR-C51 | GX5,3 | coolfit
	Max. 50 W | IP20 | ~ 230 V | ⏚ |	Max. 50 W | IP20 | ~ 230 V | ⏚ |
Orientation	30° | 350°	30° | 350°
Control gear		Transformer (0…VA)(Integrated)
Materials	Aluminium	Aluminium
	CE	CE
	1.850 g	1.950 g

© 100%LIGHT - Fixture: CRUSH Rings - Halogen - Housing: Matt White Textured - Rings: Black Anodised & Fixtures: CRUSH + 2 Express 50 Housing: Matt White Textured - Rings: Black Anodised - Express 50 Tubes: Matt White Textured - Cone: Black Anodised

CRUSH+

ring I QR-C51
shaker small I QR-C51

QR-C51 I GX5,3

COMPATIBILITY RETROFIT LAMPS
Scan or click QR-code

Dimmable on demand

ACCESSORY (SHAKER ONLY)

Ref. 3316050
HONEYCOMB Ø 50 mm

Ref. 3316150 (LED ONLY)
CORRECTION FILTER Ø 50 mm

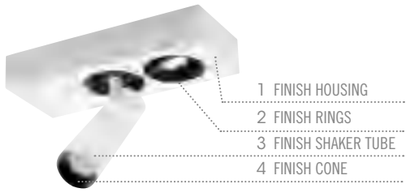

CRUSH+ I RING: QR-C51 + SHAKER SMALL: QR-C51

	LAMP TYPE	1 FINISH* HOUSING	2 FINISH* RINGS	3 FINISH* SHAKER TUBE	2 FINISH* CONE
CRUSH = 330	09 = QR-C51	1 = Matt White Textured 2 = Matt Black Textured	1 = Matt White Textured 2 = Black Anodised 3 = Bronze Anodised 4 = Gold Anodised	1 = Matt White Textured 2 = Black Anodised 3 = Bronze Anodised 4 = Gold Anodised	1 = Matt White Textured 2 = Black Anodised 3 = Bronze Anodised 4 = Gold Anodised
For example :		*Custom colours on demand Scan or click QR-code			
330 (CRUSH)	09 (QR-C51)	1 (Matt White Textured)	4 (Gold Anodised)	1 (Matt White Textured)	4 (Gold Anodised)

330091414 CRUSH+ ring QR-C51 + 1 Shaker Small • QR-C51 • Housing: Matt White Textured • Rings: Gold Anodised
Shaker tube: Matt White Textured • Cone : Gold Anodised • Transformer (0…VA)(Integrated)

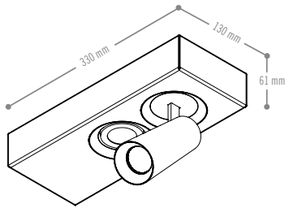

Name	**CRUSH+ I RING : QR-C51 + SHAKER SMALL : QR-C51**
Ref. Module	**See table**
Lamp + fitting	QR-C51 I GX5,3 I coolfit
	Max. 50 W I IP20 I ~ 230 V I I
Orientation	30° I 350° (Ring) + 90° I 350° (Shaker)
Control gear	Transformer (0…VA)(Integrated)
Materials	Aluminium
	CE
	1.350 g

© 100%LIGHT - Fixture: CRUSH Rings + Shaker Small - Halogen - Housing: Matt Black Textured - Rings: Black Anodised - Shaker tube: Black Anodised - Cone: Black Anodised

CRUSH+2
shaker small
LED

LED | CRI ≥ 90

Dimmable on demand

ACCESSORY

Ref. 3316050
3316050AS (assembled)
HONEYCOMB Ø 50 mm

Ref. 3316150 (LED ONLY)
3316150AS (assembled)
CORRECTION FILTER Ø 50 mm

1 FINISH HOUSING
2 FINISH RINGS
3 FINISH SHAKER TUBE
4 FINISH CONE

CRUSH+2
shaker small
GU10 | QR-C51

QPAR51 | GU10

QR-C51 | GX5,3

COMPATIBILITY RETROFIT LAMPS
Dimensions see page 466
Scan or click QR-code

Dimmable on demand

ACCESSORY (SHAKER ONLY)

Ref. 3316050
HONEYCOMB Ø 50 mm

Ref. 3316150 (LED ONLY)
CORRECTION FILTER Ø 50 mm

CRUSH+2 | SHAKER SMALL | LED

	BEAM & LED*	LED* COLOUR	1 FINISH* HOUSING	2 FINISH* RINGS	3 FINISH* SHAKER TUBE	4 FINISH* CONE
CRUSH = 330	90 = 20° - G1 91 = 28° - G1 92 = 40°- G1 93 = 25° - G2 94 = 34° - G2 95 = 46° - G2	1 = 4000 K 2 = 3000 K 3 = 2700 K	1 = Matt White Textured 2 = Matt Black Textured	1 = Matt White Textured 2 = Black Anodised 3 = Bronze Anodised 4 = Gold Anodised	1 = Matt White Textured 2 = Black Anodised 3 = Bronze Anodised 4 = Gold Anodised	1 = Matt White Textured 2 = Black Anodised 3 = Bronze Anodised 4 = Gold Anodised

For latest LED technologies Scan or click QR-code

*Custom colours on demand Scan or click QR-code

For example :

330 (CRUSH)	**92** (40° - G1)	**2** (3000 K)	**1** (Matt White Textured)	**4** (Gold Anodised)	**1** (Matt White Textured)	**4** (Gold Anodised)

3309221414 CRUSH + 2 Shaker Small • LED G1 - CRI 90 - 9,3 W • 3000 K - Beam 40° • Housing: Matt White Textured • Rings: Gold Anodised Shaker tubes: Matt White Textured • Cone : Gold Anodised • Driver 350 mA DC (Integrated)

***G1 = 9,3W - 948 lm - 4000 K | 9,3W - 845 lm - 3000 K | 9,3W - 809 lm - 2700 K**
***G2 = 11W - 1219 lm - 4000 K | 11W - 1079 lm - 3000 K | 11W - 1065 lm - 2700 K**

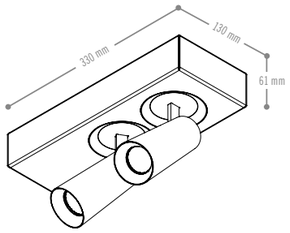

Name	**CRUSH+2 | SHAKER SMALL | LED**	**CRUSH+2 | SHAKER SMALL | LED**
Ref. Module	**See table**	**See table**
Lamp + fitting	LED | CRI ≥ 90	LED | CRI ≥ 90
	G1 | 9,3W | ~ 230 V | IP20 | ⏚ | ▼	G2 | 11W | ~ 230 V | IP20 | ⏚ | ▼
Orientation	90° | 350°	90° | 350°
Control gear	Driver 350 mA DC (Integrated)	Driver 350 mA DC (Integrated)
Materials	Aluminium	Aluminium
	CE	CE
	1.650 g	1.650 g

CRUSH+2 | SHAKER SMALL | GU10 | QR-C51

	LAMP TYPE	1 FINISH* HOUSING	2 FINISH* RINGS	3 FINISH* SHAKER TUBE	4 FINISH* CONE
CRUSH = 330	02 = GU10 08 = QR-C51	1 = Matt White Textured 2 = Matt Black Textured	1 = Matt White Textured 2 = Black Anodised 3 = Bronze Anodised 4 = Gold Anodised	1 = Matt White Textured 2 = Black Anodised 3 = Bronze Anodised 4 = Gold Anodised	1 = Matt White Textured 2 = Black Anodised 3 = Bronze Anodised 4 = Gold Anodised

*Custom colours on demand Scan or click QR-code

For example :

330 (CRUSH)	**08** (QR-C51)	**1** (Matt White Textured)	**4** (Gold Anodised)	**1** (Matt White Textured)	**4** (Gold Anodised)

330081414 CRUSH + 2 Shaker Small • QR-C51 • Housing: Matt White Textured • Rings: Gold Anodised • Shaker tubes: Matt White Textured Cone : Gold Anodised • Transformer (0…VA)(Integrated)

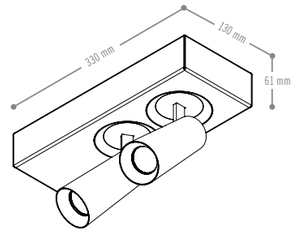

Name	**CRUSH+2 | SHAKER SMALL | GU10**	**CRUSH+2 | SHAKER SMALL | QR-C51**
Ref. Module	**See table**	**See table**
Lamp + fitting	QPAR51 | GU10	QR-C51 | GX5,3 | coolfit
	Max. 50 W | IP20 | ~ 230 V | ⏚ | ▼	Max. 50 W | IP20 | ~ 230 V | ⏚ | ▼
Orientation	90° | 350°	90° | 350°
Control gear		Transformer (0…VA)(Integrated)
Materials	Aluminium	Aluminium
	CE	CE
	1.600 g	1.600 g

© 100%LIGHT - Fixture: LINER with Ring points - Halogen - Beam: Matt White Textured + Rings: Black Anodised

LINER

LINER

LINER is a minimalist square aluminium profile of 120 x 120 mm section.

Designed for surface mounting, Liner is characterised by simple contemporary architectural design, with no visible screws, and offers an array of functions for all types of projects.

The integration of high performance LEDs in combination with the latest generation LED lens technology ensures perfect focus coupled with unprecedented glare control.

Available with a choice of colour temperature from 2700K, 3000K to 4000K, Liner is custom made and individually configured to your exact specification.

LEDS & LED FIXTURES 5 YEARS WARRANTY

© 100%LIGHT - Fixture: LINER with Ring points - Halogen - Beam: Matt White Textured + Rings: Black Anodised

Fixture on demand

1 RING POINTS, RING POINT + EXPRESS 50 POINT, EXPRESS 50 POINTS
2 RING POINT + EXPRESS 60 POINT, EXPRESS 60 POINTS,
3 RING POINT + SHAKER SMALL POINT, SHAKER SMALL POINTS

LINER

+ LINERpoints

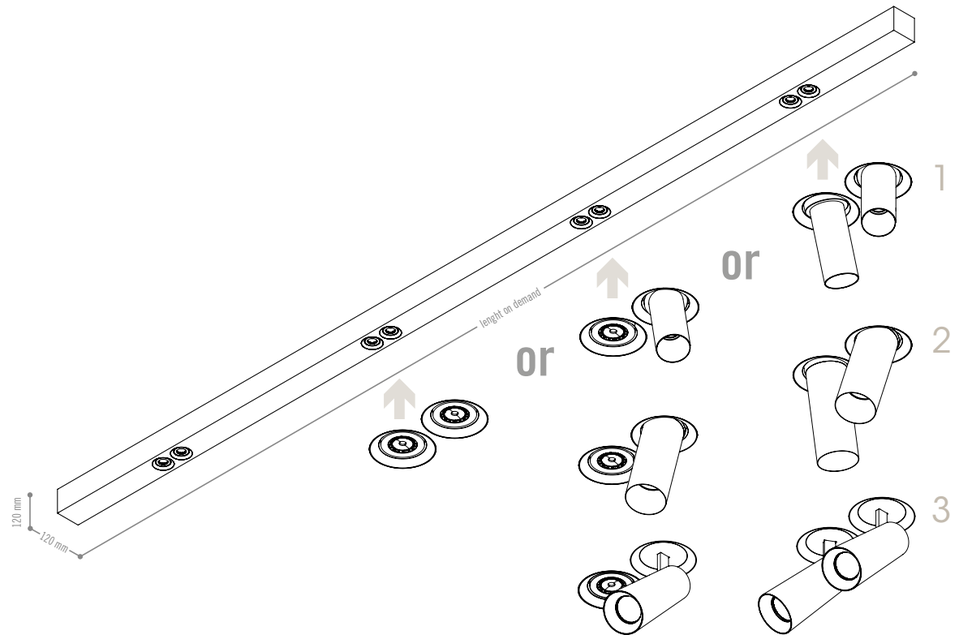

Name	**LINER**
Ref.	**On demand**
Lamp + fitting	See LINER points (ring points, Ring point + Express point, Express points, Ring point + Shaker point, Shaker points)
Control gear	See LINER points
Materials	Aluminium
Finish Beam	See Beam finishes
Finish Points	See LINER points
	CE
	Follows demand

LINER points
express 50
LED

LED | CRI ≥ 90

SORAA® LED | CRI ≥ 95
optical light engine

Transformers see page 462

LINER points
express 60
shaker small
LED

LINER+LINER POINTS I ON DEMAND

Control gears on demand, integrated in fixture

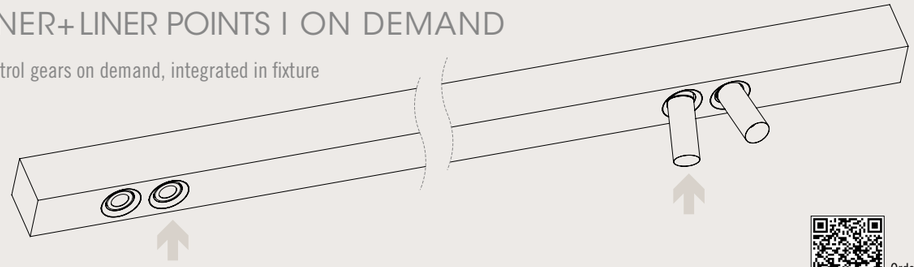

Choose LINER points and position on beam

Order info LINER
Scan or click QR-code

Name	**BEAM**
Ref.	**120120WHT**
	120120BLT
Control gear	Integrated
Length	Max. length in one part ~ 6.000 mm
Materials	Aluminium
Finish	Matt White Textured (WHT) I Matt Black Textured (BLT)
	CE
	3.200 g / m

LINER Point	**2 X EXPRESS 50 I LED**	**2 X EXPRESS 50 I SORAA®**
Ref. Module	**LP250G1**	**LP250C11**
Lamp + fitting	LED I CRI ≥ 90	LED I optical light engine I CRI ≥ 95
	G1 I 9,3W I 350mA DC I IP20 I ⏚ I ▼	C11 I 9,7W I 350mA DC I IP20 I ⏚ I ▼
Orientation	30° I 350°	30° I 350°
Control gear	Driver 350 mA DC (Excl.)	Driver 350 mA DC (Excl.)
Finish & Accessory	On demand (see table CRUSH page 158)	On demand (see table CRUSH page 158)
Materials	Aluminium	Aluminium
	CE	CE
	1.100 g	1.200 g





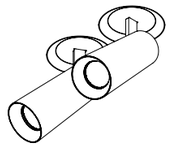

LINER Point	**2 X EXPRESS 60 I LED**	**2 X EXPRESS 60 I LED**	**2 X SHAKER SMALL I LED**
Ref. Module	**LP260G1**	**LP260G2**	**LP2SHG1**
Lamp + fitting	LED I CRI ≥ 90	LED I CRI ≥ 90	LED I CRI ≥ 90
	G1 I 9,3W I 350mA DC I IP20 I ⏚ I ▼	G2 I 11W I 350mA DC I IP20 I ⏚ I ▼	G1 I 9,3W I 350mA DC I IP20 I ⏚ I ▼
Orientation	30° I 350°	30° I 350°	30° I 350°
Control gear	Driver 350 mA DC (Excl.)	Driver 350 mA DC (Excl.)	Driver 350 mA DC (Excl.)
Finish & Accessory	On demand (see table CRUSH page 161)	On demand (see table CRUSH page 161)	On demand (see table CRUSH page 168)
Materials	Aluminium	Aluminium	Aluminium
	CE	CE	CE
	1.050 g	1.050 g	750 g

LINERpoints

ring I expression 50 I expression 60
QR-C35 I QR-C51 I GU10

QPAR51 I GU10
QR-C35 I GZ4
QR-C51 I GX5,3
QR-LP70 I Ba15d
QR-LP111 I G53

LINER point	**RING: QR-C51 + RING: QR-C51**	**RING : QR-C51 + EXPRESS 50 : QR-C35**	**RING : QR-C51 + EXPRESS 60 : QR-C51**
Ref. Module	**LP2RR**	**LP1R50**	**LP1R60**
Lamp + fitting	QR-C51 I GX5,3	QR-C35 I GZ4 + QR-C51 I GX5,3 I coolfit	QR-C51 I GX5,3 I coolfit
	Max. 50 W I IP20 I ~ 230 V I	Max. 20 + Max. 50 W I IP20 I ~ 230 V I	Max. 50 W I IP20 I ~ 230 V I
Orientation	30° I 350°	30° I 350°	30° I 350°
Control gear	Transformer (0…VA)(Integrated)	Transformer (0…VA)(Integrated)	Transformer (0…VA)(Integrated)
Finish	On demand (see CRUSH page 153)	On demand (see table CRUSH page 156)	On demand (see table CRUSH page 157)
Materials	Aluminium	Aluminium	Aluminium
	CE	CE	CE
	250 g	575 g	625 g


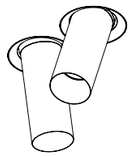

LINER point	**2 X EXPRESS 50 I QR-C35**	**2 X EXPRESS 60 I GU10**	**2 X EXPRESS 60 I QR-C51**
Ref. Module	**LP250**	**LP260GU**	**LP260**
Lamp + fitting	QR-C35 I GZ4 I coolfit	QPAR51 I GU10	QR-C51 I GX5,3 I coolfit
	Max. 20 W I IP20 I ~ 230 V I	Max. 50 W I IP20 I ~ 230 V I	Max. 50 W I IP20 I ~ 230 V I
Orientation	30° I 350°	30° I 350°	30° I 350°
Control gear	Transformer (0…VA)(Integrated)		Transformer (0…VA)(Integrated)
Finish	On demand (see table CRUSH page 164)	On demand (see table CRUSH page 165)	On demand (see table CRUSH page 165)
Materials	Aluminium	Aluminium	Aluminium
	CE	CE	CE
	900 g	1.000 g	950 g

LINERpoints

shaker small
GU10 I QR-C51

LINER+LINER POINTS I ON DEMAND

Control gears on demand, integrated in fixture

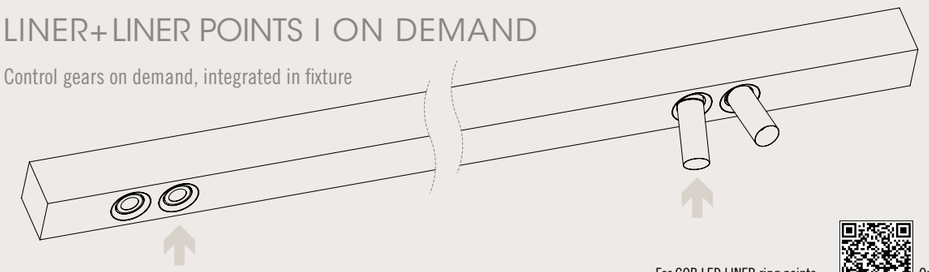

Choose LINER points and position on beam (Beam ref. see page 175)

For COB LED LINER ring points
Scan or click QR-code

Order info LINER
Scan or click QR-code

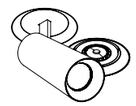
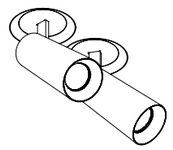
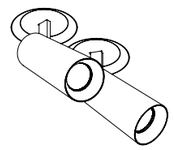

LINER point	**RING : QR-C51 + SHAKER SMALL I QR-C51**	**2 X SHAKER SMALL I GU10**	**2 X SHAKER SMALL I QR-C51**
Ref. Module	**LP1RSH**	**LP2SHGU**	**LP2SH**
Lamp + fitting	QR-C51 I GX5,3 I coolfit	QPAR51 I GU10	QR-C51 I GX5,3 I coolfit
	Max. 50 W I IP20 I ~ 230 V I	Max. 50 W I IP20 I ~ 230 V I	Max. 50 W I IP20 I ~ 230 V I
Orientation	90° I 350°	90° I 350°	90° I 350°
Control gear	Transformer (0…VA)(Integrated)		Transformer (0…VA)(Integrated)
Finish	On demand (see table CRUSH page 166)	On demand (see table CRUSH page 169)	On demand (see table CRUSH page 169)
Materials	Aluminium	Aluminium	Aluminium
	CE	CE	CE
	450 g	700 g	650 g



© 100%LIGHT - Fixture: C-PRO with Expression 60 - M10 - LED - Black Anodised & Fixture: BULLET HOLE OUT - LED - Matt White Textured

C-PRO
+ RING POINTS

C-PRO
+ EXPRESSION 50 POINTS
+ EXPRESSION 60 POINTS
+ EXPRESSION 100 POINTS
+ EXPRESSION 125 POINTS

C-PRO
+ SHAKER SMALL POINTS
+ SHAKER POINTS

C-PRO
+ B-ART POINTS
+ B-ART+ POINTS

C-PRO

The C-PRO profile system offers a variety of powerful lighting design solutions.

Initially developed as a recessed profile for fireproof ceilings, C-PRO can be specified with fully or semi-recessed orientable fittings, depending on the requirements of the project, adding a unique quality to the form and functionality of the architectural environment.

C-PRO profile is available in different finishes and can be specified with a wide variety of C-PRO points.

LEDS & LED FIXTURES 5 YEARS WARRANTY

C-PROpoints

expression 50 I expression 60
expression 100 I expression 125
LED

LED | CRI ≥ 90

C-PRO point	**EXPRESSION 50 | M10 | LED**	**EXPRESSION 60 | M10 | LED**
Ref. Module	**See table page 197**	**See table page 210**
Lamp + fitting	LED | CRI ≥ 90	LED | CRI ≥ 90
	G1 | 9,3W | 350mA DC | IP20 | ⏚ | ▼	G1 | 9,3W | 350mA DC | IP20 | ⏚ | ▼
Control gear	Driver 350 mA DC (Excl.)	Driver 350 mA DC (Excl.)
Finish & Accessory	On demand (see Table EXPRESSION page 197)	On demand (see Table EXPRESSION page 210)
Orientation	30° | 350°	30° | 350°
Materials	Aluminium	Aluminium
	CE	CE
	300 g	325 g

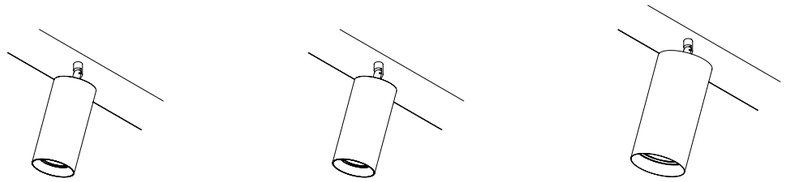

C-PRO point	**EXPRESSION 100 | M10 | LED**	**EXPRESSION 100 | M10 | LED**	**EXPRESSION 125 | M10 | LED**
Ref. Module	**See table page 227**	**See table page 227**	**See table page 232**
Lamp + fitting	LED | CRI ≥ 90	LED | CRI ≥ 90	LED | CRI ≥ 90
	G2 | 14,8 W | 450mA | IP20 | ⏚ | ▼	G2 | 23,6 W | 700mA | IP20 | ⏚ | ▼	G4 | 31 W | 1050mA | IP20 | ⏚ | ▼
Control gear	Driver 450 mA (Excl.)	Driver max. 700 mA (Excl.)	Driver max. 1050 mA DC (Excl.)
Finish & Accessory	On demand (see Table EXPRESSION page 227)	On demand (see Table EXPRESSION page 227)	On demand (see Table EXPRESSION page 232)
Orientation	30° | 350°	30° | 350°	30° | 350°
Materials	Aluminium	Aluminium	Aluminium
	CE	CE	CE
	1.100 g	900 g	1.600 g

C-PROpoints

shaker small
shaker
LED

LED | CRI ≥ 90

C-PRO + C-PRO POINT I ON DEMAND

Control gears on demand, integrated in fixture

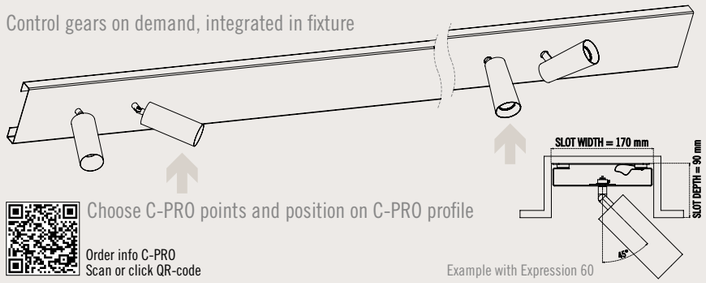

Choose C-PRO points and position on C-PRO profile

Order info C-PRO
Scan or click QR-code

Example with Expression 60

L/m

Name	**C-PRO PROFILE**
Ref.	**C165WHT**
	C165BLT
Control gear	Integrated
Length	Max. length in one part ~ 2.950 mm
Materials	Aluminium
Finish	Matt White Textured (WHT) Matt Black Textured (BLT)
	CE
	1.350 g / m

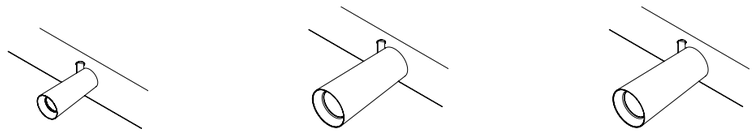

C-PRO point	**SHAKER SMALL | ELEMENT | LED**	**SHAKER | ELEMENT| LED**	**SHAKER | ELEMENT | LED**
Ref. Module	**See table page 278**	**See table page 295**	**See table page 295**
Lamp + fitting	LED | CRI ≥ 90	LED | CRI ≥ 90	LED | CRI ≥ 90
	G1 | 9,3W | 350mA DC | IP20 | ⏚ | ▼	G2 | 14,8 W | 450mA DC | IP20 | ⏚ | ▼	G2 | 23,6 W | 700mA DC | IP20 | ⏚ | ▼
Control gear	Driver max. 350 mA DC (Excl.)	Driver 450 mA DC (Excl.)	Driver max. 700 mA DC (Excl.)
Finish & Accessory	On demand (see Table SHAKER SMALL page 278)	On demand (see Table SHAKER page 295)	On demand (see Table SHAKER page 295)
Orientation	90° | 350°	90° | 350°	90° | 350°
Materials	Aluminium	Aluminium	Aluminium
	CE	CE	CE
	350 g	1.125 g	825 g

© 100%LIGHT - Fixture: C-PRO - Matt Black Textured with Ring Points - Black Anodised+ Shaker Small Elements - LED - Matt White Textured - Black Anodised

C-PROpoints

rings I expression 50 I expression 60 expression 100 I expression 125

GU10 I QR-C35 I QR-C51 I QR-LP70 I QR-LP111

QPAR51 I GU10
QR-C35 I GZ4
QR-C51 I GX5,3
QR-LP70 I Ba15d
QR-LP70 I Ba15d
QR-LP111 I G53
Transformers/Ballasts see page 464

C-PROpoints

rings I shaker

GU10 I QR-C51

C-PRO point	**RING I QR-C51**	**EXPRESSION 50 I QR-C35**	**EXPRESSION 60 I GU10**
Ref. Module	**CP1RWHT > Matt White Textured**	**See table page 206**	**See table page 219**
	CP1RBLA > Black Anodised		
	CP1RBRA > Bronze Anodised		
	CP1RGOA > Gold Anodised		
Lamp + fitting	QR-C51 I GX5,3 I coolfit	QR-C35 I GZ4 I coolfit	QPAR51 I GU10
	Max. 50 W I IP20 I 12 V I	Max. 20 W I 12 V I IP20 I	Max. 50 W I IP20 I ~ 230 V I
Control gear	Transformer (Excl.)	Transformer (Excl.)	
Finish & Accessory	Matt White Textured (WHT) I Black Anodised (BLA) Bronze Anodised (BRA) I Gold Anodised (GOA)	On demand (see Table EXPRESSION page 206)	On demand (see Table EXPRESSION page 219)
Orientation	180° I 350°	180° I 350°	180° I 350°
Materials	Aluminium	Aluminium	Aluminium
	CE	CE	CE
	125 g	275 g	300 g

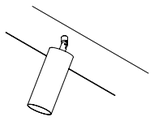
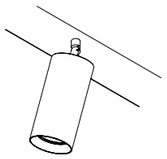
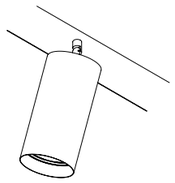
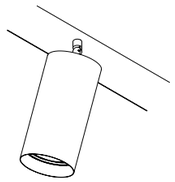

C-PRO point	**EXPRESSION 60 I QR-C51**	**EXPRESSION 100 I QR-LP70**	**EXPRESSION 125 I QR-LP111**	**EXPRESSION 125 I HIR-CE111**
Ref. Module	**See table page 222**	**See table page 230**	**See table page 235**	**See table page 236**
Lamp + fitting	QR-C51 I GX5,3 I coolfit	QR-LP70 I Ba15d	QR-LP111 I G53	HIR-CE111 I GX8,5
	Max. 50 W I IP20 I 12 V I	50W I IP20 I ~ 230 V I	Max. 50 W I IP20 I ~ 230 V I	70W I IP20 I ~ 230 V I
Control gear	Transformer (Excl.)	Transformer (Integrated)	Transformer (Integrated)	Ballast (Integrated)
Finish & Acc.	On demand (see Table Expression p. 222)	On demand (see Table Expression p. 230)	On demand (see Table Expression p. 235)	On demand (see Table Expression p. 236)
Orientation	180° I 350°	180° I 350°	180° I 350°	180° I 350°
Materials	Aluminium	Aluminium	Aluminium	Aluminium
	CE	CE	CE	CE
	275 g	950 g	1.350 g	1.500 g

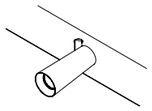
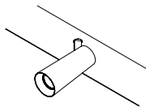

C-PRO point	**SHAKER SMALL I ELEMENT I GU10**	**SHAKER SMALL I ELEMENT I QR-C51**
Ref. Module	**See table page 287**	**See table page 290**
Lamp + fitting	QPAR51 I GU10	QR-C51 I GX5,3 I coolfit
	Max. 50 W I IP20 I ~ 230 V I	Max. 50 W I IP20 I ~ 230 V I
Control gear		Transformer (Excl.)
Finish & Accessory	On demand (see Shaker page 287)	On demand (see Shaker page 290)
Orientation	90° I 350°	90° I 350°
Materials	Aluminium	Aluminium
	CE	CE
	300 g	300 g

C-PRO + C-PRO POINT I ON DEMAND

Control gears on demand, integrated in fixture

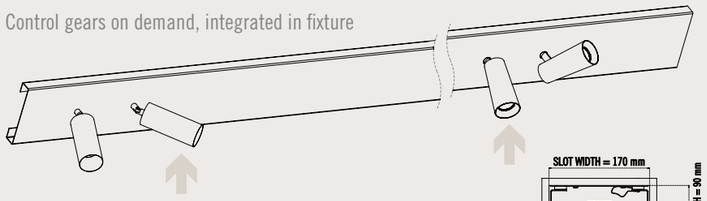

Choose C-PRO points and position on C-PRO profile

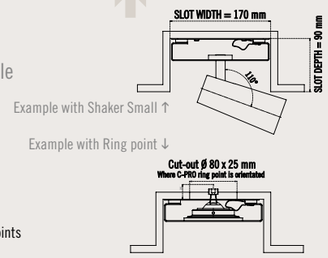

Order info C-PRO
Scan or click QR-code

For COB LED C-PRO ring points
Scan or click QR-code

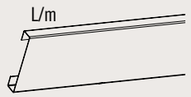

Name	**C-PRO PROFILE**
Ref.	**C165WHT**
	C165BLT
Control gear	Integrated
Length	Max. length in one part ~ 2.950 mm
Materials	Aluminium
Finish	Matt White Textured (WHT) Matt Black Textured (BLT)
	CE
	1.350 g / m

© Photography: Davide Lovatti - Architecture: Glenn Sestig Architects - Fixtures: C-PRO + Expression 60 Points - LED - Black Anodised

LED | CRI ≥ 90

QR-LP111 | G53

C-PROpoints

B-art | B-art+

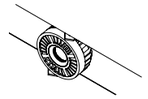

Name	**B-ART | M10 | LED**
Ref. Module	**See table page 261**
Lamp + fitting	LED | CRI ≥ 90
	G2 | 11 W | 350 mA DC | IP20 | ⏚ | ▼
	Driver 350mA DC (Excl.)
Orientation	180° | 350°
Finish & Accessory	On demand (see Table B-ART page 261)
Materials	Aluminium
	CE
	750 g

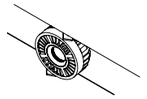

	B-ART | M10 | LED
	See table page 261
	LED | CRI ≥ 90
	G2 | 23,4 W | 700mA DC | IP20 | ⏚ | ▼
	Driver 700mA DC (Excl.)
	180° | 350°
	On demand (see Table B-ART page 261)
	Aluminium
	CE
	750 g

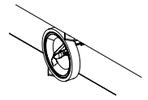

Name	**B-ART | M10 | QR-LP111**
Ref. Module	**See table page 262**
Lamp + fitting	QR-LP111 | G53
	Max. 50 W | IP20 | ~230 V | ⏚ | ▼
Control gear	Transformer (Excl.)
Orientation	180° | 350°
Finish & Accessory	On demand (see Table B-ART page 262)
Materials	Aluminium
	CE
	150 g

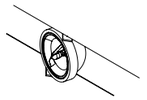

	B-ART+ | M10 | QR-LP111
	See table page 271
	QR-LP111 | G53
	Max. 50 W | IP20 | ~230 V | ⏚ | ▼
	Transformer (Excl.)
	180° | 350°
	On demand (see Table B-ART+ page 271)
	Aluminium
	CE
	200 g

C-PRO + C-PRO POINT | ON DEMAND

Control gears on demand, integrated in fixture

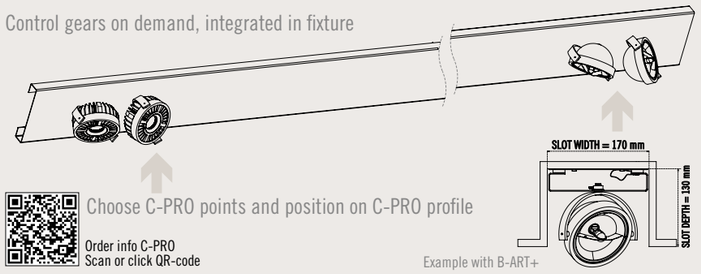

Choose C-PRO points and position on C-PRO profile

Order info C-PRO
Scan or click QR-code

Example with B-ART+

Name	**C-PRO PROFILE**	L/m
Ref.	**C165WHT**	
	C165BLT	
Control gear	Integrated	
Length	Max. length in one part ~ 2.950 mm	
Materials	Aluminium	
Finish	Matt White Textured (WHT) Matt Black Textured (BLT)	
	CE	
	1.350 g / m	

© LOOKSLIGHT - Fixture: C-PRO Matt White Textured with Ring Point - Matt White Textured+ 2 Expression 60 Points - LED - Matt White Textured & Fixture: BULLET HOLET 120 - 25° - LED - Matt White Textured

© 100%LIGHT - Fixture: EXPRESSION 100 on Custom base - Halogen - Black Anodised

EXPRESSION 50

EXPRESSION 60

EXPRESSION 100

EXPRESSION 125

EXPRESSION

Designed by Glenn Sestig

The EXPRESSION range is renowned for its unique cylindrical appearance and pure minimalistic design. This surface mounted fixture is realized in cooperation with Glenn Sestig Architects.

The EXPRESSION range comprises 4 different sizes Ø 50 mm, Ø 60 mm, Ø 100 mm and Ø 125 mm covering a wide choice of light sources including halogen, LED and even discharge lamps. The countless colour combinations include Matt White Textured, Black Anodised, Bronze Anodised and Gold Anodised.

EXPRESSION is equally suited to domestic or retail projects, designed to light up and highlight, adding value to the design statement of its environment.

LEDS & LED FIXTURES 5 YEARS WARRANTY

EXPRESSION 50

LED I IP20 & IP44

LED I CRI ≥ 90

SORAA® LED I CRI ≥ 95
optical light engine

ACCESSORY (IP20 ONLY)

Ref. 3316035AS (assembled)
HONEYCOMB Ø 35 mm

Ref. 3316135AS
(assembled - LED ONLY)
CORRECTION FILTER Ø 35 mm

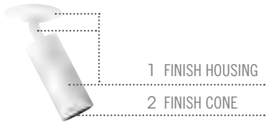

EXPRESSION 50 I LED & SORAA® LED OPTICAL LIGHT ENGINE

MODEL	BEAM & LED*	LED COLOUR*	1 FINISH HOUSING	2 FINISH CONE	DRIVERS (LED serial connection)
EXPRESSION 50 = 300 1 = Bullet Hole 60 0° - IP20 2 = Torsion - IP20 3 = Leaf concrete - IP20 4 = On wood - IP20 5 = Base four square - IP20 6 = 3F - IP20 10 = Bullet Hole 60 0° - IP44 - clear 11 = Torsion - IP44 - clear 12 = Leaf concrete - IP44 - clear 13 = On wood - IP44 - clear 14 = Base four square - IP44 - clear	2 = 24° - G1 3 = 36° - G1 4 = 25° - C11 (SORAA®) 5 = 36° - C11 (SORAA®) For latest LED technologies Scan or click QR-code	1 = 4000 K 2 = 3000 K 3 = 2700 K	1 = Matt White Textured 2 = Black Anodised 3 = Bronze Anodised 4 = Gold Anodised Custom colours on demand Scan or click QR-code	1 = Matt White Textured 2 = Black Anodised 3 = Bronze Anodised 4 = Gold Anodised	0 = Excl. Driver (max. 350 mA DC) 1 = Incl. Driver 350 mA DC** 2 = Incl. Dim. Driver 350 mA DC (PUSH DIM) 3 = Incl. Dim. Driver 350 mA DC (PHASE CUT)** 4 = Incl. Dim. Driver 350 mA DC (1-10 V) 5 = Incl. Dim. Driver 350 mA DC (DALI) Info Drivers or scan / click QR-code Concrete → Remote driver
For example : **300** (EXPRESSION 50)	**3** (Leaf concrete - IP20)	**2** (24° - G1)	**1** (4000 K)	**1** (Matt White Textured)	**1** (Matt White Textured)	**3** (Incl. Dim. Driver 350 mA DC (PHASE CUT))

300321113 EXPRESSION 50 • Leaf concrete - IP20 • LED G1 - CRI 90 - 9,3 W • 4000 K - Beam 24° • Housing: Matt White Textured • Cone: Matt White Textured • Incl. Dim. Driver 350mA DC (PHASE CUT)

***G1 = 9,3W - 948 lm - 4000 K I 9,3W - 845 lm - 3000 K I 9,3W - 809 lm - 2700 K** ***C11 = 9,7W - 590 lm - 4000 K I 9,7W - 565 lm - 3000 K I 9,7W - 335 lm - 2700 K**

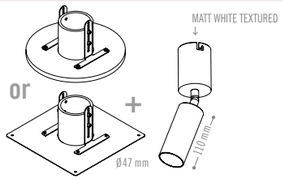

Name	EXPRESSION 50 + BULLET HOLE 60 0° I LED	EXPRESSION 50 I TORSION I LED	EXPRESSION 50 I LEAF CONCRETE I LED
Ref.	See table	See table	See table
Ref. Bullet Hole Kit	126250 (Plasterboard) 126390 (Concrete)		
Lamp + fitting	LED I CRI ≥ 90 G1 I 9,3W I 350mA DC I IP20 or IP44 I ◈ I ▼ SORAA® LED I optical light engine I CRI ≥ 95 C11 I 9,7W I 350mA DC I IP20 or IP44 I ◈ I ▼	LED I CRI ≥ 90 G1 I 9,3W I 350mA DC I IP20 or IP44 I ◈ I ▼ SORAA® LED I optical light engine I CRI ≥ 95 C11 I 9,7W I 350mA DC I IP20 or IP44 I ◈ I ▼	LED I CRI ≥ 90 G1 I 9,3W I 350mA DC I IP20 or IP44 I ◈ I ▼ SORAA® LED I optical light engine I CRI ≥ 95 C11 I 9,7W I 350mA DC I IP20 or IP44 I ◈ I ▼
Control gear	Driver max. 350 mA DC (Excl. or Incl.)	Driver max. 350 mA DC (Excl. or Incl.)	Driver max. 350 mA DC (Excl. or Incl.)
Orientation	180° I 350°	180° I 350°	180° I 350°
Materials	Aluminium	Aluminium	Aluminium
Cut-out plasterboard	Ø 200 x 115 mm	Ø 64 x 60 mm	
Cut-out concrete	Ø 80 x 115 mm		Ø 64 x 60 mm
Finish	See table	See table	See table
	CE	CE	CE
KG	625 g plasterb. or 375 g concrete I Module : 525 g	400 g	400 g

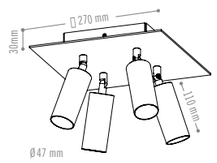

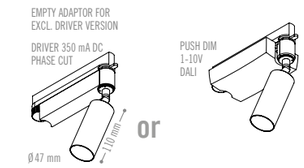

Name	EXPRESSION 50 I ON WOOD I LED	EXPRESSION 50 I BASE FOUR SQUARE I LED	EXPRESSION 50 I 3F I LED
Ref.	See table	See table	See table
Ref. Bullet Hole Kit			
Lamp + fitting	LED I CRI ≥ 90 G1 I 9,3W I 350mA DC I IP20 or IP44 I ◈ I ▼ SORAA® LED I optical light engine I CRI ≥ 95 C11 I 9,7W I 350mA DC I IP20 or IP44 I ◈ I ▼	LED I CRI ≥ 90 G1 I 9,3W I 350mA DC I IP20 or IP44 I ⏚ I ▼ SORAA® LED I optical light engine I CRI ≥ 95 C11 I 9,7W I 350mA DC I IP20 or IP44 I ⏚ I ▼	LED I CRI ≥ 90 G1 I 9,3W I 350mA DC I IP20 I ⏚ I ▼ SORAA® LED I optical light engine I CRI ≥ 95 C11 I 9,7W I 350mA DC I IP20 I ⏚ I ▼
Control gear	Driver max. 350 mA DC (Excl. or Incl.)	Driver max. 350 mA DC (Excl. or Incl. or Integrated**)	Driver max. 350 mA DC (Excl. or Integrated)
Orientation	180° I 350°	180° I 350°	180° I 350°
Materials	Aluminium	Aluminium	Aluminium
Cut-out plasterboard			
Cut-out concrete			
Finish	See table	See table	See table
	CE	CE	CE
KG Module	325 g	3.700 g	575 g

© 100%LIGHT - Fixture: EXPRESSION 50 on custom base - Halogen - Housing: Matt White Textured - Cone: Black Anodised

EXPRESSION 50

LED I IP20 & IP44

LED I CRI ≥ 90

SORAA® LED I CRI ≥ 95 optical light engine

ACCESSORY (IP20 ONLY)

Ref. 3316035AS (assembled)
HONEYCOMB Ø 35 mm

Ref. 3316135AS
(assembled - LED ONLY)
CORRECTION FILTER Ø 35 mm

EXPRESSION 50 I LED & SORAA® LED OPTICAL LIGHT ENGINE

	MODEL	BEAM & LED*	LED COLOUR*	1 FINISH HOUSING	2 FINISH CONE	DRIVERS (LED serial connection)
EXPRESSION 50 = 300	7 = M10 - IP20 8 = Ceiling - IP20 15 = M10 - IP44 - clear 16 = Ceiling - IP44 - clear	2 = 24° - G1 3 = 36° - G1 4 = 25° - C11 (SORAA®) 5 = 36° - C11 (SORAA®) For latest LED technologies Scan or click QR-code	1 = 4000 K 2 = 3000 K 3 = 2700 K	1 = Matt White Textured 2 = Black Anodised 3 = Bronze Anodised 4 = Gold Anodised Custom colours on demand Scan or click QR-code	1 = Matt White Textured 2 = Black Anodised 3 = Bronze Anodised 4 = Gold Anodised	0 = Excl. Driver (max. 350 mA DC) 1 = Incl. Driver 350 mA DC 2 = Incl. Dim. Driver 350 mA DC (PUSH DIM) 3 = Incl. Dim. Driver 350 mA DC (PHASE CUT) 4 = Incl. Dim. Driver 350 mA DC (1-10 V) 5 = Incl. Dim. Driver 350 mA DC (DALI) Info Drivers Scan or click QR-code
For example :						
300 (EXPRESSION 50)	**8** (Ceiling - IP20)	**2** (24° - G1)	**1** (4000 K)	**1** (Matt White Textured)	**1** (Matt White Textured)	**3** (Incl. Dim. Driver 350 mA DC (PHASE CUT))

300821113 EXPRESSION 50 • Ceiling - IP20 • LED G1 - CRI 90 - 9,3 W • 4000 K - Beam 24° • Housing: Matt White Textured • Cone: Matt White Textured • Incl. Dim. Driver 350mA DC (PHASE CUT)

***G1 = 9,3W - 948 lm - 4000 K I 9,3W - 845 lm - 3000 K I 9,3W - 809 lm - 2700 K** ***C11 = 9,7W - 590 lm - 4000 K I 9,7W - 565 lm - 3000 K I 9,7W - 335 lm - 2700 K**

Name	**EXPRESSION 50 I M10 I LED**	**EXPRESSION 50 I CEILING I LED**
Ref.	**See table**	**See table**
Lamp + fitting	LED I CRI ≥ 90	LED I CRI ≥ 90
	G1 I 9,3W I 350mA DC I IP20 or IP44 I	G1 I 9,3W I 350mA DC I IP20 or IP44 I
	SORAA® LED I optical light engine I CRI ≥ 95	SORAA® LED I optical light engine I CRI ≥ 95
	C11 I 9,7W I 350mA DC I IP20 or IP44 I	C11 I 9,7W I 350mA DC I IP20 or IP44 I
Control gear	Driver max. 350 mA DC (Excl. or Incl.)	Driver max. 350 mA DC (Excl. or Incl.)
Orientation	180° I 350°	180° I 350°
Materials	Aluminium	Aluminium
Finish	See table	See table
	CE	CE
KG	300 g	400 g

© 100%LIGHT - Fixture: EXPRESSION 50 on custom base - Halogen - Housing: Matt White Textured / Cone: Black Anodised

EXPRESSION
custom lengths on demand

LED | CRI ≥ 90

SORAA® LED | CRI ≥ 95 optical light engine

Drivers see page 462

QPAR51 | GU10

QR-C35 | GZ4

QR-C51 | GX5,3

QR-LP70 | Ba15d

QR-LP111 | G53

HIR-CE111 | GX8.5

Transformers / Ballasts see page 464

EXPRESSION
custom lengths on demand

Name	**EXPRESSION 50 | M10 | LED**
Ref.	**See table page 197**
Lamp + fitting	LED | CRI ≥ 90
	G1 | 9,3W | 350mA DC | IP20 or IP44 | ⏚ | ▼
Control gear	Driver max. 350 mA DC (Excl.)
Orientation	180° | 350°
Materials	Aluminium
Finish & Accessory	See table page 197
	CE
KG	300 g

	EXPRESSION 50 | M10 | LED
	See table page 197
	SORAA® LED | optical light engine | CRI ≥ 95
	C11 | 9,7W | 350mA DC | IP20 or IP44 | ⏚ | ▼
	Driver max. 350 mA DC (Excl.)
	180° | 350°
	Aluminium
	See table page 197
	CE
	275 g

	EXPRESSION 60 | M10 | LED
	See table page 210
	LED | CRI ≥ 90
	G1 | 9,3W | 350mA DC | IP20 or IP44 | ⏚ | ▼
	Driver max. 350 mA DC (Excl.)
	180° | 350°
	Aluminium
	See table page 210
	CE
	325 g

Name	**EXPRESSION 50 | M10 | QR-C35**
Ref.	**See table page 206**
Lamp + fitting	QR-C35 | GZ4 | coolfit
	Max. 20 W | IP20 or IP44 | 12 V | ⏚ | ▼
Control gear	Transformer (Excl.)
Orientation	180° | 350°
Materials	Aluminium
Finish & Accessory	See table page 206
	CE
KG	275 g

	EXPRESSION 60 | M10 | GU10
	See table page 219
	QPAR51 | GU10
	Max. 50 W | IP20 or IP44 | ~ 230 V | ⏚ | ▼
	180° | 350°
	Aluminium
	See table page 219
	CE
	300 g

EXPRESSION I CUSTOM LENGTHS ON DEMAND

Control gears on demand, integrated in fixture when possible.

Choose EXPRESSION and positions on Base

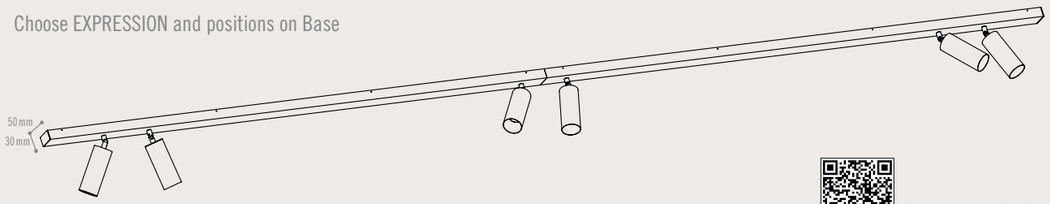

Order Info Custom lengths
Scan or click QR-code

Name	**BASE**
Ref.	**305030WHT**
	305030BLA
	305030BRA
	305030GOA
Control gear	On demand
Length	Max. length in one part ~ 6.000 mm
Materials	Aluminium
Finish	Matt White Textured (WHT) | Black Anodised (BLA) Bronze Anodised (BRA) | Gold Anodised (GOA)
	CE
KG	1.100 g / m

Name	**EXPRESSION 60 | M10 | QR-C51**
Ref.	**See table page 222**
Lamp + fitting	QR-C51 | GX5,3 | coolfit
	Max. 50 W | IP20 or IP44 | 12 V | ⏚ | ▼
Control gear	Transformer (Excl.)
Orientation	180° | 350°
Materials	Aluminium
Finish & Accessory	See table page 222
	CE
KG	275 g

Name	**EXPRESSION 60 | M10 | LED**
Ref.	**See table page 210**
Lamp + fitting	LED | CRI ≥ 90
	G2 | 11W | 350mA DC | IP20 or IP44 | ⏚ | ▼
Control gear	Driver max. 350 mA DC (Excl.)
Orientation	180° | 350°
Materials	Aluminium
Finish & Acc.	See table page 210
	CE
KG	300 g

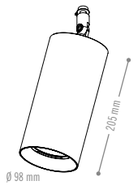

	EXPRESSION 100 | M10 | LED
	See table page 227
	LED | CRI ≥ 90
	G2 | 14,8W | 450mA DC | IP20 | ~230 V | ⏚ | ▼
	Driver 450 mA DC (Excl.)
	180° | 350°
	Aluminium
	See table page 227
	CE
	1.100 g

	EXPRESSION 100 | M10 | LED
	See table page 227
	LED | CRI ≥ 90
	G2 | 23,4 W | 700mA DC | IP20 | ⏚ | ▼
	Driver max. 700 mA DC (Excl.)
	180° | 350°
	Aluminium
	See table page 227
	CE
	1.100 g

	EXPRESSION 125 | M10 | LED
	See table page 232
	LED | CRI ≥ 90
	G4 | 31 W | 1050 mA DC | IP20 | ⏚ | ▼
	Driver max. 1050 mA DC (Excl.)
	180° | 350°
	Aluminium
	See table page 232
	CE
	1.500 g

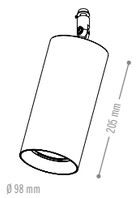

Name	**EXPRESSION 100 | M10 | QR-LP70**
Ref.	**See table page 230**
Lamp + fitting	QR-LP70 | Ba15d
	Max. 50W | IP20 | ~ 230 V | ⏚ | ▼
Control gear	Transformer (Integrated)
Orientation	180° | 350°
Materials	Aluminium
Finish & Accessory	See table page 230
	CE
KG	950 g

	EXPRESSION 125 | M10 | QR-LP111
	See table page 235
	QR-LP111 | G53
	Max. 50 W | IP20 | ~ 230 V | ⏚ | ▼
	Transformer (Integrated)
	180° | 350°
	Aluminium
	See table page 235
	CE
	1.300 g

	EXPRESSION 125 | M10 | HIR-CE111
	See table page 236
	HIR-CE111 | GX8,5
	70W | IP20 | ~ 230 V | ⏚ | ▼
	Ballast (Integrated)
	180° | 350°
	Aluminium
	See table page 236
	CE
	1.500 g

EXPRESSION 50

bases

LED I IP20 & IP44

LED I CRI ≥ 90

SORAA® LED I CRI ≥ 95 optical light engine

Name	**EXPRESSION 50 I BASE ONE I LED**
Ref.	**See table**
Lamp + fitting	LED I CRI ≥ 90
	G1 I 9,3W I 350mA DC I IP20 or IP44 I ⏚ I ▼
	SORAA® LED I optical light engine I CRI ≥ 95
	C11 I 9,7W I 350mA DC I IP20 or IP44 I ⏚ I ▼
Control gear	Driver max. 350 mA DC (Excl. or Integrated)
Orientation	180° I 350°
Materials	Aluminium
Finish	See table
	CE
	525 g

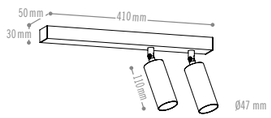

Name	**EXPRESSION 50 I BASE TWO I LED**
Ref.	**See table**
Lamp + fitting	LED I CRI ≥ 90
	G1 I 9,3W I 350mA DC I IP20 or IP44 I ⏚ I ▼
	SORAA® LED I optical light engine I CRI ≥ 95
	C11 I 9,7W I 350mA DC I IP20 or IP44 I ⏚ I ▼
Control gear	Driver max. 350 mA DC (Excl. or Integrated)
Orientation	180° I 350°
Materials	Aluminium
Finish	See table
	CE
	1.125 g

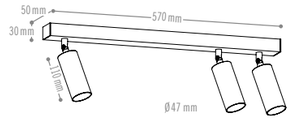

Name	**EXPRESSION 50 I BASE THREE I LED**
Ref.	**See table**
Lamp + fitting	LED I CRI ≥ 90
	G1 I 9,3W I 350mA DC I IP20 or IP44 I ⏚ I ▼
	SORAA® LED I optical light engine I CRI ≥ 95
	C11 I 9,7W I 350mA DC I IP20 or IP44 I ⏚ I ▼
Control gear	Driver max. 350 mA DC (Excl. or Integrated)
Orientation	180° I 350°
Materials	Aluminium
Finish	See table
	CE
	1.600 g

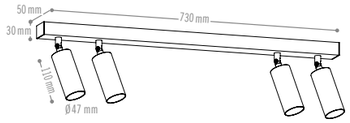

Name	**EXPRESSION 50 I BASE FOUR I LED**
Ref.	**See table**
Lamp + fitting	LED I CRI ≥ 90
	G1 I 9,3W I 350mA DC I IP20 or IP44 I ⏚ I ▼
	SORAA® LED I optical light engine I CRI ≥ 95
	C11 I 9,7W I 350mA DC I IP20 or IP44 I ⏚ I ▼
Control gear	Driver max. 350 mA DC (Excl. or Integrated)
Orientation	180° I 350°
Materials	Aluminium
Finish	See table
	CE
	2.100 g

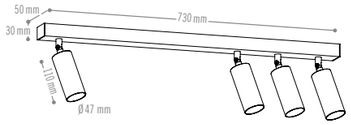

	EXPRESSION 50 I BASE FOUR ASY I LED
	See table
	LED I CRI ≥ 90
	G1 I 9,3W I 350mA DC I IP20 or IP44 I ⏚ I ▼
	SORAA® LED I optical light engine I CRI ≥ 95
	C11 I 9,7W I 350mA DC I IP20 or IP44 I ⏚ I ▼
	Driver max. 350 mA DC (Excl. or Integrated)
	180° I 350°
	Aluminium
	See table
	CE
	2.100 g

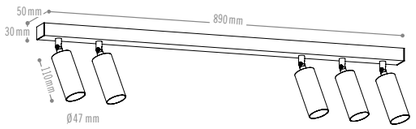

Name	**EXPRESSION 50 I BASE FIVE 2-3 I LED**
Ref.	**See table**
Lamp + fitting	LED I CRI ≥ 90
	G1 I 9,3W I 350mA DC I IP20 or IP44 I ⏚ I ▼
	SORAA® LED I optical light engine I CRI ≥ 95
	C11 I 9,7W I 350mA DC I IP20 or IP44 I ⏚ I ▼
Control gear	Driver max. 350 mA DC (Excl. or Integrated)
Orientation	180° I 350°
Materials	Aluminium
Finish	See table
	CE
	2.550g

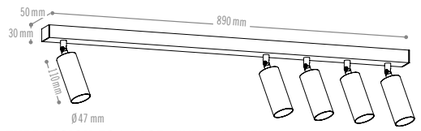

	EXPRESSION 50 I BASE FIVE 1-4 I LED
	See table
	LED I CRI ≥ 90
	G1 I 9,3W I 350mA DC I IP20 or IP44 I ⏚ I ▼
	SORAA® LED I optical light engine I CRI ≥ 95
	C11 I 9,7W I 350mA DC I IP20 or IP44 I ⏚ I ▼
	Driver max. 350 mA DC (Excl. or Integrated)
	180° I 350°
	Aluminium
	See table
	CE
	2.550g

© 100%LIGHT - Architecture I Plan 8 - Fixture: EXPRESSION 60 on Custom base - Halogen - Black anodised

EXPRESSION 50 I BASES I LED & SORAA® LED OPTICAL LIGHT ENGINE

	MODEL	BEAM & LED*	LED COLOUR*	1 FINISH BASE + LIGHT TUBE	2 FINISH CONE	DRIVERS (LED serial connection)
EXPRESSION 50 = 300	20 = Base one - IP20 21 = Base two - IP20 22 = Base three - IP20 23 = Base four - IP20 24 = Base four asy - IP20 25 = Base five 2-3 - IP20 26 = Base five 1-4 - IP20 30 = Base one - IP44 - clear 31 = Base two - IP44 - clear 32 = Base three - IP44 - clear 33 = Base four - IP44 - clear 34 = Base four asy - IP44 - clear 35 = Base five 2-3 - IP44 - clear 36 = Base five 1-4 - IP44 - clear	2 = 24° - G1 3 = 36° - G1 4 = 25° - C11 (SORAA®) 5 = 36° - C11 (SORAA®) For latest LED technologies Scan or click QR-code	1 = 4000 K 2 = 3000 K 3 = 2700 K	1 = Matt White Textured 2 = Black Anodised 3 = Bronze Anodised 4 = Gold Anodised Custom colours on demand Scan or click QR-code	1 = Matt White Textured 2 = Black Anodised 3 = Bronze Anodised 4 = Gold Anodised	0 = Excl. Driver (max. 350 mA DC) 1 = Driver 350 mA DC (Integrated) 2 = Dim. Driver 350 mA DC (PHASE CUT)(Integr.) 3 = Dim. Driver 350 mA DC (1-10V)(Integr.) Info Drivers Scan or click QR-code
For example :						
300 (EXPRESSION 50)	**20** (Base one - IP20)	**2** (24° - G1)	**1** (4000 K)	**2** (Black Anodised)	**1** (Matt White Textured)	**2** (Dim. Driver 350 mA DC (PHASECUT)(Integrated)

3002021212 EXPRESSION 50 • Base one - IP20 • LED G1 - CRI 90 - 9,3 W • 4000 K - Beam 24°• Base + tube: Black Anodised
Cone: Matt White Textured • Dim. Driver 350mA DC (PHASE CUT)(Integrated)

***G1 = 9,3W - 948 lm - 4000 K I 9,3W - 845 lm - 3000 K I 9,3W - 809 lm - 2700 K**
***C11 = 9,7W - 590 lm - 4000 K I 9,7W - 565 lm - 3000 K I 9,7W - 335 lm - 2700 K**

Custom lengths on demand

EXPRESSION 50

QR-C35 I IP20 & IP44

QR-C35 I GZ4

Transformers see page 464

ACCESSORY (IP20 ONLY)

Ref. 3316035AS (assembled)
HONEYCOMB Ø 35 mm

Ref. 3316135AS
(assembled - LED ONLY)
CORRECTION FILTER Ø 35 mm

EXPRESSION 50 I QR-C35

	MODEL	LAMP TYPE	1 FINISH HOUSING	2 FINISH CONE
EXPRESSION 50 = 300	1= Bullet Hole 60-0°- IP20 2 = Torsion - IP20 3 = Leaf concrete - IP20 4 = On wood - IP20 5 = Base four square - IP20 6 = 3F-Ti - IP20 7 = M10 - IP20 8 = Ceiling - IP20 10 = Bullet Hole 60-0°- IP44 - clear 11 = Torsion - IP44 - clear 12 = Leaf concrete - IP44 - clear 13 = On wood - IP44 - clear 14 = Base four square - IP44 - clear 15 = M10 - IP44 - clear 16 = Ceiling - IP44 - clear	6 = QR-C35 (max. 20 W)	1 = Matt White Textured 2 = Black Anodised 3 = Bronze Anodised 4 = Gold Anodised	1 = Matt White Textured 2 = Black Anodised 3 = Bronze Anodised 4 = Gold Anodised
For example :				
300 (EXPRESSION 50)	3 (Leaf concrete - IP20)	6 (QR-C35)	3 (Bronze Anodised)	1 (Matt White Textured)

Custom colours on demand Scan or click QR-code

1 FINISH HOUSING
2 FINISH CONE

3003631 EXPRESSION 50 • Leaf concrete - IP20 • QR-C35 • Housing: Bronze Anodised • Cone: Matt White Textured • Transformer (Excl.)

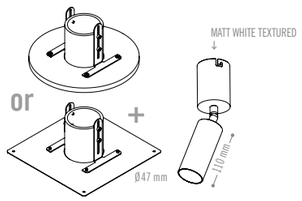

Name	EXPRESSION 50 + BULLET HOLE 60 0° I QR-C35	EXPRESSION 50 I TORSION I QR-C35	EXPRESSION 50 I LEAF CONCRETE I QR-C35
Ref.	See table	See table	See table
Ref. Bullet Hole Kit	126250 (Plasterboard) 126390 (Concrete)		
Lamp + fitting	QR-C35 I GZ4 I coolfit Max. 20 W I IP20 or IP44 I 12 V I	QR-C35 I GZ4 I coolfit Max. 20 W I IP20 or IP44 I 12 V I	QR-C35 I GZ4 I coolfit Max. 20 W I IP20 or IP44 I 12 V I
Control gear	Transformer (Excl.)	Transformer (Excl.)	Transformer (Excl.)
Orientation	180° I 350°	180° I 350°	180° I 350°
Cut-out	Ø 200 x 115 mm Ø 80 x 115 mm	Ø 64 x 60 mm	Ø 64 x 60 mm
Materials	Aluminium	Aluminium	Aluminium
Finish	See table	See table	See table
	CE	CE	CE
	625 g plasterb. or 375 g concrete I Module : 500 g	375 g	375 g

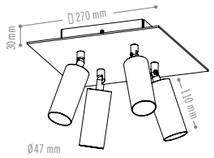

Name	EXPRESSION 50 I BASE FOUR SQUARE I QR-C35	EXPRESSION 50 I ON WOOD I QR-C35
Ref.	See table	See table
Lamp + fitting	QR-C35 I GZ4 I coolfit Max. 20 W I IP20 or IP44 I ~ 230 V I	QR-C35 I GZ4 I coolfit Max. 20 W I IP20 or IP44 I 12 V I
Control gear	Transformer (Integrated)	Transformer (Excl.)
Orientation	180° I 350°	180° I 350°
Materials	Aluminium	Aluminium
Finish	See table	See table
	CE	CE
	3.000 g	300 g

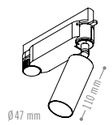

Name	EXPRESSION 50 I 3F-Ti I QR-C35	EXPRESSION 50 I M10 I QR-C35	EXPRESSION 50 I CEILING I QR-C35	
Ref.	See table	See table	See table	
Lamp + fitting	QR-C35 I GZ4 I coolfit Max. 20 W I IP20 I ~ 230 V I	QR-C35 I GZ4 I coolfit Max. 20 W I IP20 or IP44 I 12 V I	QR-C35 I GZ4 I coolfit Max. 20 W I IP20 or IP44 I 12 V I	
Control gear	Transformer (Integrated)	Transformer (Excl.)	Transformer (Excl.)	
Orientation	180° I 350°	180° I 350°	180° I 350°	
Materials	Aluminium	Aluminium	Aluminium	
Finish	See table	See table	See table	
	CE	CE	CE	
	475 g	275 g	375 g	

© 100%LIGHT - Architecture : Plan 8 - Fixtures: EXPRESSION 60 on Custom Base - Halogen - Black Anodised

EXPRESSION 50 I BASES I QR-C35

Custom lengths on demand

	MODEL	LAMP TYPE	1 FINISH BASE + LIGHT TUBE	2 FINISH CONE
EXPRESSION 50 = 300	20 = Base one - IP20 21 = Base two - IP20 22 = Base three - IP20 23 = Base four - IP20 24 = Base four asy - IP20 25 = Base five 2-3 - IP20 26 = Base five 1-4 - IP20 30 = Base one - IP44 - clear 31 = Base two - IP44 - clear 32 = Base three - IP44 - clear 33 = Base four - IP44 - clear 34 = Base four asy - IP44 - clear 35 = Base five 2-3 - IP44 - clear 36 = Base five 1-4 - IP44 - clear	6 = QR-C35 (max. 20 W)	1 = Matt White Textured 2 = Black Anodised 3 = Bronze Anodised 4 = Gold Anodised	1 = Matt White Textured 2 = Black Anodised 3 = Bronze Anodised 4 = Gold Anodised
For example :				
300 (EXPRESSION 50)	20 (Base one - IP20)	6 (QR-C35)	1 (Matt White Textured)	4 (Gold Anodised)

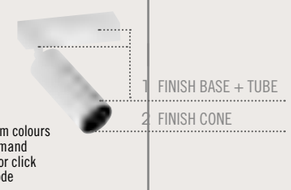

Custom colours on demand
Scan or click QR-code

30020614 EXPRESSION 50 • Base one - IP20 • QR-C35 • Base + tube: Matt White Textured
Cone: Gold Anodised • Transformer (Integrated)

QR-C35 I GZ4

Transformers see page 464

EXPRESSION 50

bases

QR-C35 I IP20 & IP44

Name	**EXPRESSION 50 I BASE ONE I QR-C35**
Ref.	**See table**
Lamp + fitting	QR-C35 I GZ4 I coolfit
	Max. 20 W I IP20 or IP44 I ~ 230 V I
Control gear	Transformer (Integrated)
Orientation	180° I 350°
Materials	Aluminium
Finish	See table
	CE
	550 g

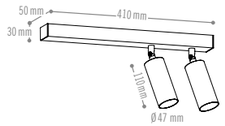

Name	**EXPRESSION 50 I BASE TWO I QR-C35**
Ref.	**See table**
Lamp + fitting	QR-C35 I GZ4 I coolfit
	Max. 20 W I IP20 or IP44 I ~ 230 V I
Control gear	Transformer (Integrated)
Orientation	180° I 350°
Materials	Aluminium
Finish	See table
	CE
	1.075 g

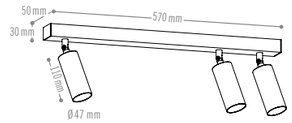

Name	**EXPRESSION 50 I BASE THREE I QR-C35**
Ref.	**See table**
Lamp + fitting	QR-C35 I GZ4 I coolfit
	Max. 20 W I IP20 or IP44 I ~ 230 V I
Control gear	Transformer (Integrated)
Orientation	180° I 350°
Materials	Aluminium
Finish	See table
	CE
	1.525 g

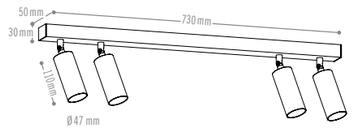

Name	**EXPRESSION 50 I BASE FOUR I QR-C35**
Ref.	**See table**
Lamp + fitting	QR-C35 I GZ4 I coolfit
	Max. 20 W I IP20 or IP44 I ~ 230 V I
Control gear	Transformer (Integrated)
Orientation	180° I 350°
Materials	Aluminium
Finish	See table
	CE
	2.000 g

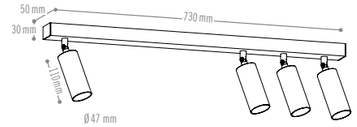

Name	**EXPRESSION 50 I BASE FOUR ASY I QR-C35**
Ref.	**See table**
Lamp + fitting	QR-C35 I GZ4 I coolfit
	Max. 20 W I IP20 or IP44 I ~ 230 V I
Control gear	Transformer (Integrated)
Orientation	180° I 350°
Materials	Aluminium
Finish	See table
	CE
	2.000 g

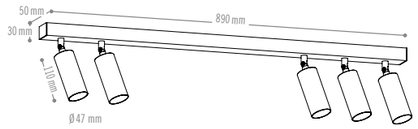

Name	**EXPRESSION 50 I BASE FIVE 2-3 I QR-C35**
Ref.	**See table**
Lamp + fitting	QR-C35 I GZ4 I coolfit
	Max. 20 W I IP20 or IP44 I ~ 230 V I
Control gear	Transformer (Integrated)
Orientation	180° I 350°
Materials	Aluminium
Finish	See table
	CE
	2.450 g

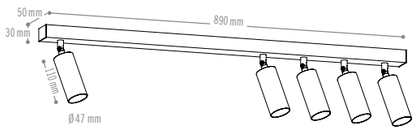

Name	**EXPRESSION 50 I BASE FIVE 1-4 I QR-C35**
Ref.	**See table**
Lamp + fitting	QR-C35 I GZ4 I coolfit
	Max. 20 W I IP20 or IP44 I ~ 230 V I
Control gear	Transformer (Integrated)
Orientation	180° I 350°
Materials	Aluminium
Finish	See table
	CE
	2.450 g

EXPRESSION 60

LED I IP20 & IP44

LED I CRI ≥ 90

ACCESSORY (IP20 ONLY)

Ref. 3316050AS (assembled)
HONEYCOMB Ø 50 mm

Ref. 3316150AS
(assembled - LED ONLY)
CORRECTION FILTER Ø 50 mm



EXPRESSION 60 I LED

MODEL	BEAM & LED*	LED COLOUR*	1 FINISH HOUSING	2 FINISH CONE	DRIVERS (LED serial connection)
EXPRESSION 60 = 300 1 = Bullet Hole 60 0° - IP20 2 = Torsion - IP20 3 = Leaf concrete - IP20 4 = On wood - IP20 5 = Base four square - IP20 6 = 3F- IP20 10 = Bullet Hole 60 0°- IP44 - clear 11 = Torsion - IP44 - clear 12 = Leaf concrete - IP44 - clear 13 = On wood - IP44 - clear 14 = Base four square - IP44 - clear	6 = 20° - G1 7 = 28° - G1 8 = 25° - G2 9 = 34° - G2 For latest LED technologies Scan or click QR-code	1 = 4000 K 2 = 3000 K 3 = 2700 K	1 = Matt White Textured 2 = Black Anodised 3 = Bronze Anodised 4 = Gold Anodised Custom colours on demand Scan or click QR-code	1 = Matt White Textured 2 = Black Anodised 3 = Bronze Anodised 4 = Gold Anodised	0 = Excl. Driver (max. 350 mA DC) 1 = Incl. Driver 350 mA DC** 2 = Incl. Dim. Driver 350 mA DC (PUSH DIM) 3 = Incl. Dim. Driver 350 mA DC (PHASE CUT)** 4 = Incl. Dim. Driver 350 mA DC (1-10V) 5 = Incl. Dim. Driver 350 mA DC (DALI) Info Drivers or scan / click QR-code Concrete Remote driver
For example : 300 (EXPRESSION 60)	4 (On wood - IP20)	6 (20°- G1)	2 (3000 K)	1 (Matt White Textured)	1 (Matt White Textured)	3 (Incl. Dim. Driver 350 mA DC (PHASE CUT))

300462113 EXPRESSION 60 • On wood - IP20 • LED G1 - CRI 90 - 9,3 W • 3000 K - Beam 20° • Housing: Matt White Textured • Cone: Matt White Textured • Incl. Dim. Driver 350mA DC (PHASE CUT)

***G1 = 9,3W - 948 lm - 4000 K I 9,3W - 845 lm - 3000 K I 9,3W - 809 lm - 2700 K**
***G2 = 11W - 1219 lm - 4000 K I 11W - 1079 lm - 3000 K I 11W - 1065 lm - 2700 K**

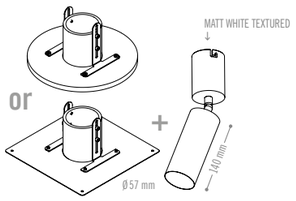

Name	EXPRESSION 60 + BULLET HOLE 60 0° I LED	EXPRESSION 60 I TORSION I LED	EXPRESSION 60 I LEAF CONCRETE I LED
Ref.	See table	See table	See table
Ref. Bullet Hole Kit	126250 (Plasterboard)		
	126390 (Concrete)		
Lamp + fitting	LED I CRI ≥ 90	LED I CRI ≥ 90	LED I CRI ≥ 90
	G1 I 9,3W I 350mA DC I IP20 or IP44 I	G1 I 9,3W I 350mA DC I IP20 or IP44 I	G1 I 9,3W I 350mA DC I IP20 or IP44 I
	G2 I 11W I 350mA DC I IP20 or IP44 I	G2 I 11W I 350mA DC I IP20 or IP44 I	G2 I 11W I 350mA DC I IP20 or IP44 I
Control gear	Driver max. 350 mA DC (Excl. or Incl.)	Driver max. 350 mA DC (Excl. or Incl.)	Driver max. 350 mA DC (Excl. or Incl.)
Orientation	180° I 350°	180° I 350°	180° I 350°
Materials	Aluminium	Aluminium	Aluminium
Cut-out plasterboard	Ø 200 x 115 mm	Ø 64 mm x 60 mm	
Cut-out concrete	Ø 80 x 115 mm		Ø 64 mm x 60 mm
Finish	See table	See table	See table
	CE	CE	CE
KG	625 g plasterb. or 375 g concrete I Module : 550 g	425 g	425 g

© 100%LIGHT - Fixture : EXPRESSION 60 - 3F - LED - Matt White Textured & Fixture : TUBITO Ceiling - Fluorescent Lamp

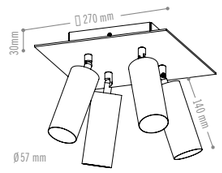

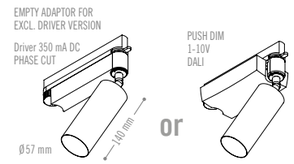

Name	EXPRESSION 60 I ON WOOD I LED	EXPRESSION 60 I BASE FOUR SQUARE I LED	EXPRESSION 60 I 3F I LED
Ref.	See table	See table	See table
Lamp + fitting	LED I CRI ≥ 90	LED I CRI ≥90	LED I CRI ≥ 90
	G1 I 9,3W I 350mA DC I IP20 or IP44 I	G1 I 9,3W I 350mA DC I IP20 or IP44 I	G1 I 9,3W I 350mA DC I IP20 I
	G2 I 11W I 350mA DC I IP20 or IP44 I	G2 I 11W I 350mA DC I IP20 or IP44 I	G2 I 11W I 350mA DC I IP20 I
Control gear	Driver max. 350 mA DC (Excl. or Incl.)	Driver max. 350 mA DC (Excl. or Incl. or Integrated**)	Driver max. 350 mA DC (Excl. or Integrated)
Orientation	180° I 350°	180° I 350°	180° I 350°
Materials	Aluminium	Aluminium	Aluminium
Finish	See table	See table	See table
	CE	CE	CE
KG	350 g	3.800 g	600 g

EXPRESSION 60

LED I IP20 & IP44

LED I CRI ≥ 90

ACCESSORY (IP20 ONLY)

Ref. 3316050AS (assembled)
HONEYCOMB Ø 50 mm

Ref. 3316150AS
(assembled - LED ONLY)
CORRECTION FILTER Ø 50 mm



EXPRESSION 60 I LED

	MODEL	BEAM & LED*	LED COLOUR*	1 FINISH HOUSING	2 FINISH CONE	DRIVERS (LED serial connection)
EXPRESSION 60 = 300	7 = Round base - IP20 8 = M10 - IP20 9 = Ceiling - IP20 15 = Round base - IP44 - clear 16 = M10 - IP44 - clear 17 = Ceiling - IP44 - clear	6 = 20° - G1 7 = 28° - G1 8 = 25° - G2 9 = 34° - G2	1 = 4000 K 2 = 3000 K 3 = 2700 K	1 = Matt White Textured 2 = Black Anodised 3 = Bronze Anodised 4 = Gold Anodised	1 = Matt White Textured 2 = Black Anodised 3 = Bronze Anodised 4 = Gold Anodised	0 = Excl. Driver (max. 350 mA DC) 1 = Incl. Driver 350 mA DC** 2 = Incl. Dim. Driver 350 mA DC (PUSH DIM) 3 = Incl. Dim. Driver 350 mA DC (PHASE CUT) 4 = Incl. Dim. Driver 350 mA DC (1-10 V) 5 = Incl. Dim. Driver 350 mA DC (DALI)
		For latest LED technologies Scan or click QR-code		Custom colours on demand Scan or click QR-code		Info Drivers Scan or click QR-code
For example :						
300 (EXPRESSION 60)	**8** (M10 - IP20)	**6** (20°- G1)	**2** (3000 K)	**1** (Matt White Textured)	**1** (Matt White Textured)	**3** (Incl. Dim. Driver 350 mA DC (PHASE CUT))

300862113 EXPRESSION 60 • M10 - IP20 • LED G1 - CRI 90 - 9,3 W • 3000 K - Beam 20° • Housing: Matt White Textured • Cone: Matt White Textured • Incl. Dim. Driver 350mA DC (PHASE CUT)

***G1 = 9,3W - 948 lm - 4000 K I 9,3W - 845 lm - 3000 K I 9,3W - 809 lm - 2700 K**
***G2 = 11W - 1219 lm - 4000 K I 11W - 1079 lm - 3000 K I 11W - 1065 lm - 2700 K**

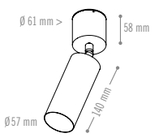

Name	**EXPRESSION 60 I ROUND BASE I LED**	**EXPRESSION 60 I M10 I LED**	**EXPRESSION 60 I CEILING I LED**
Ref.	**See table**	**See table**	**See table**
Lamp + fitting	LED I CRI ≥ 90	LED I CRI ≥ 90	LED I CRI ≥ 90
	G1 I 9,3W I 350mA DC I IP20 I	G1 I 9,3W I 350mA DC I IP20 or IP44 I	G1 I 9,3W I 350mA DC I IP20 or IP44 I
	G2 I 11W I 350mA DC I IP20 I	G2 I 11W I 350mA DC I IP20 or IP44 I	G2 I 11W I 350mA DC I IP20 or IP44 I
Control gear	Driver max. 350 mA DC (Excl. or Incl. or Integrated**)	Driver max. 350 mA DC (Excl. or Incl.)	Driver max. 350 mA DC (Excl. or Incl.)
Orientation	180° I 350°	180° I 350°	180° I 350°
Materials	Aluminium	Aluminium	Aluminium
Finish	See table	See table	See table
	CE	CE	CE
KG	600 g	325 g	425 g

© 100%LIGHT - Fixture: EXPRESSION 60 - 3F - LED - Matt White Textured

EXPRESSION 60

bases

LED I IP20 & IP44

LED I CRI ≥ 90

ACCESSORY (IP20 ONLY)

Ref. 3316050AS (assembled)
HONEYCOMB Ø 50 mm

Ref. 3316150AS (assembled)
CORRECTION FILTER Ø 50 mm

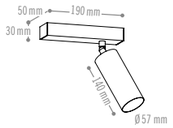

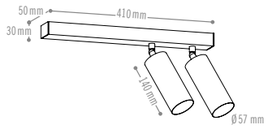

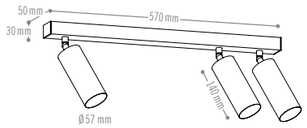

Name	**EXPRESSION 60 I BASE ONE I LED**	**EXPRESSION 60 I BASE TWO I LED**	**EXPRESSION 60 I BASE THREE I LED**
Ref.	**See table**	**See table**	**See table**
Lamp + fitting	LED I CRI ≥ 90	LED I CRI ≥ 90	LED I CRI ≥ 90
	G1 I 9,3W I 350mA DC I IP20 or IP44 I ⏚ I ▼	G1 I 9,3W I 350mA DC I IP20 or IP44 I ⏚ I ▼	G1 I 9,3W I 350mA DC I IP20 or IP44 I ⏚ I ▼
	G2 I 11W I 350mA DC I IP20 or IP44 I ⏚ I ▼	G2 I 11W I 350mA DC I IP20 or IP44 I ⏚ I ▼	G2 I 11W I 350mA DC I IP20 or IP44 I ⏚ I ▼
Control gear	Driver max. 350 mA DC (Excl. or Integrated)	Driver max. 350 mA DC (Excl. or Integrated)	Driver max. 350 mA DC (Excl. or Integrated)
Orientation	180° I 350°	180° I 350°	180° I 350°
Materials	Aluminium	Aluminium	Aluminium
Finish	See table	See table	See table
	CE	CE	CE
KG	575 g	1.175 g	1.675 g

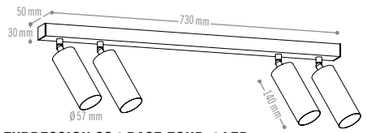

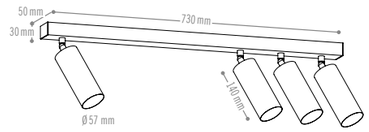

Name	**EXPRESSION 60 I BASE FOUR I LED**	**EXPRESSION 60 I BASE FOUR ASY I LED**
Ref.	**See table**	**See table**
Lamp + fitting	LED I CRI ≥ 90	LED I CRI ≥ 90
	G1 I 9,3W I 350mA DC I IP20 or IP44 I ⏚ I ▼	G1 I 9,3W I 350mA DC I IP20 or IP44 I ⏚ I ▼
	G2 I 11W I 350mA DC I IP20 or IP44 I ⏚ I ▼	G2 I 11W I 350mA DC I IP20 or IP44 I ⏚ I ▼
Control gear	Driver max. 350 mA DC (Excl. or Integrated)	Driver max. 350 mA DC (Excl. or Integrated)
Orientation	180° I 350°	180° I 350°
Materials	Aluminium	Aluminium
Finish	See table	See table
	CE	CE
KG	2.200 g	2.200 g

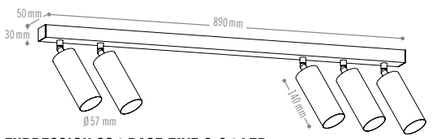

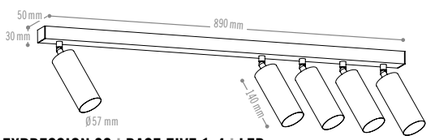

Name	**EXPRESSION 60 I BASE FIVE 2-3 I LED**	**EXPRESSION 60 I BASE FIVE 1-4 I LED**
Ref.	**See table**	**See table**
Lamp + fitting	LED I CRI ≥ 90	LED I CRI ≥ 90
	G1 I 9,3W I 350mA DC I IP20 or IP44 I ⏚ I ▼	G1 I 9,3W I 350mA DC I IP20 or IP44 I ⏚ I ▼
	G2 I 11W I 350mA DC I IP20 or IP44 I ⏚ I ▼	G2 I 11W I 350mA DC I IP20 or IP44 I ⏚ I ▼
Control gear	Driver max. 350 mA DC (Excl. or Integrated)	Driver max. 350 mA DC (Excl. or Integrated)
Orientation	180° I 350°	180° I 350°
Materials	Aluminium	Aluminium
Finish	See table	See table
	CE	CE
KG	2.700 g	2.700 g

© 100%LIGHT - Architecture: Plan 8 - Fixture: EXPRESSION 60 on Custom base - Halogen - Black Anodised

EXPRESSION 60 I BASES I LED

Custom lengths on demand

MODEL	BEAM & LED*	LED COLOUR*	1 FINISH BASE + LIGHT TUBE	2 FINISH CONE	DRIVERS (LED serial connection)
EXPRESSION 60 = 300 20 = Base one - IP20 21 = Base two - IP20 22 = Base three - IP20 23 = Base four - IP20 24 = Base four asy - IP20 25 = Base five 2-3 - IP20 26 = Base five 1-4 - IP20 30 = Base one - IP44 - clear 31 = Base two - IP44 - clear 32 = Base three - IP44 - clear 33 = Base four - IP44 - clear 34 = Base four asy - IP44 - clear 35 = Base five 2-3 - IP44 - clear 36 = Base five 1-4 - IP44 - clear	6 = 20° - G1 7 = 28° - G1 8 = 25° - G2 9 = 34° - G2 For latest LED technologies Scan or click QR-code	1 = 4000 K 2 = 3000 K 3 = 2700 K	1 = Matt White Textured 2 = Black Anodised 3 = Bronze Anodised 4 = Gold Anodised Custom colours on demand Scan or click QR-code	1 = Matt White Textured 2 = Black Anodised 3 = Bronze Anodised 4 = Gold Anodised	0 = Excl. Driver (max. 350 mA DC) 1 = Dim. Driver 350 mA DC (PHASE CUT) (Integr.) 2 = Dim. Driver 350 mA DC (1-10 V) (Integr.) 3 = Driver 350 mA DC (Integrated) Info Drivers Scan or click QR-code

For example :

300 (EXPRESSION 60)	**20** (Base one - IP20)	**6** (20°- G1)	**1** (4000 K)	**4** (Gold Anodised)	**1** (Matt White Textured)	**1** Dim. Driver 350 mA DC (PHASE CUT)(Integrated)

3002061411 EXPRESSION 60 • base one - IP20 • LED G1 - CRI 90 - 9,3 W • 4000 K - Beam 20° • Base + tube: Gold Anodised • Cone: Matt White Textured • Dim. Driver 350mA DC (PHASE CUT)(Integrated)

***G1 = 9,3W - 948 lm - 4000 K I 9,3W - 845 lm - 3000 K I 9,3W - 809 lm - 2700 K**
***G2 = 11W - 1219 lm - 4000 K I 11W - 1079 lm - 3000 K I 11W - 1065 lm - 2700 K**

© 100%LIGHT. Fixtures: EXPRESSION 60 + BULLET HOLE 60 - 0°- Halogen - Black Anodised

QPAR51 | GU10

COMPATIBILITY RETROFIT LAMPS

Scan or click QR-code

ACCESSORY (IP20 ONLY)

Ref. 3316050
3316050AS (assembled)
HONEYCOMB Ø 50 mm

Ref. 3316150 (LED ONLY)
3316150AS (assembled)
CORRECTION FILTER Ø 50 mm

EXPRESSION 60

GU10 I IP20 & IP44

EXPRESSION 60 I GU10

	MODEL	LAMP TYPE	1 FINISH HOUSING	2 FINISH CONE
EXPRESSION 60 = 300	1 = Bullet Hole 60 0°- IP20 2 = Torsion - IP20 3 = Leaf concrete - IP20 4 = On wood - IP20 5 = Base four square - IP20 6 = 3F - IP20 10 = Bullet Hole 60 0°- IP44 - clear 11 = Torsion - IP44 - clear 12 = Leaf concrete - IP44 - clear 13 = On wood - IP44 - clear 14 = Base four square - IP44 - clear	1 = GU10	1 = Matt White Textured 2 = Black Anodised 3 = Bronze Anodised 4 = Gold Anodised Custom colours on demand Scan or click QR-code	1 = Matt White Textured 2 = Black Anodised 3 = Bronze Anodised 4 = Gold Anodised
For example :				
300 (EXPRESSION 60)	**3** (Leaf concrete - IP20)	**1** (GU10)	**2** (Black Anodised)	**1** (Matt White Textured)
3003121	EXPRESSION 60 • Leaf concrete - IP20 • GU10 • Housing: Black Anodised • Cone: Matt White Textured			

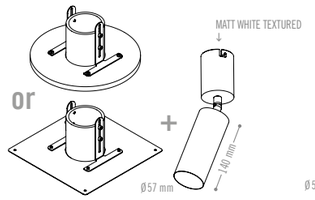

Name	EXPRESSION 60 + BULLET HOLE 60 0° I GU10	EXPRESSION 60 I TORSION I GU10	EXPRESSION 60 I LEAF CONCRETE I GU10
Ref.	See table	See table	See table
Ref. Bullet Hole Kit	126250 (Plasterboard)		
	126390 (Concrete)		
Lamp + fitting	QPAR51 I GU10	QPAR51 I GU10	QPAR51 I GU10
	Max. 50 W I IP20 or IP44 I ~ 230 V I ⏚ I ▼	Max. 50 W I IP20 or IP44 I ~ 230 V I ⏚ I ▼	Max. 50 W I IP20 or IP44 I ~ 230 V I ⏚ I ▼
Orientation	180° I 350°	180° I 350°	180° I 350°
Materials	Aluminium	Aluminium	Aluminium
Cut-out plasterboard	Ø 200 x 115 mm	Ø 64 mm x 60 mm	
Cut-out concrete	Ø 80 x 115 mm		Ø 64 mm x 60 mm
Finish	See table	See table	See table
	CE	CE	CE
	625 g plasterb. or 375 g concrete I Module : 525 g	400 g	400 g

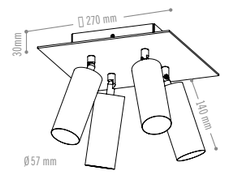

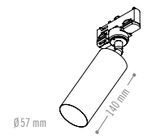

Name	EXPRESSION 60 I ON WOOD I GU10	EXPRESSION 60 I BASE FOUR SQUARE I GU10	EXPRESSION 60 I 3F I GU10
Ref.	See table	See table	See table
Lamp + fitting	QPAR51 I GU10	QPAR51 I GU10	QPAR51 I GU10
	Max. 50 W I IP20 or IP44 I ~ 230 V I ⏚ I ▼	Max. 50 W I IP20 or IP44 I ~ 230 V I ⏚ I ▼	Max. 50 W I IP20 I ~ 230 V I ⏚ I ▼
Orientation	180° I 350°	180° I 350°	180° I 350°
Materials	Aluminium	Aluminium	Aluminium
Finish	See table	See table	See table
	CE	CE	CE
	325 g	3.500 g	450 g

© Photography: Davide Lovatti - Architecture: Glenn Sestig Architects - Fixtures: EXPRESSION 60 on Custom base - Halogen - Black Anodised

QPAR51 | GU10

COMPATIBILITY RETROFIT LAMPS

Scan or click QR-code

ACCESSORY (IP20 ONLY)

Ref. 3316050
HONEYCOMB Ø 50 mm

Ref. 3316150 (LED ONLY)
CORRECTION FILTER Ø 50 mm

EXPRESSION 60

GU10 I IP20 & IP44

EXPRESSION 60 I GU10

	MODEL	LAMP TYPE	1 FINISH HOUSING	2 FINISH CONE
EXPRESSION 60 = 300	7 = Round base - IP20 8 = M10 - IP20 9 = Ceiling - IP20 15 = Round base - IP44 - clear 16 = M10 - IP44 - clear 17 = Ceiling - IP44 - clear	1 = GU10	1 = Matt White Textured 2 = Black Anodised 3 = Bronze Anodised 4 = Gold Anodised Custom colours on demand Scan or click QR-code	1 = Matt White Textured 2 = Black Anodised 3 = Bronze Anodised 4 = Gold Anodised
For example :				
300 (EXPRESSION 60)	9 (Ceiling - IP20)	1 (GU10)	2 (Black Anodised)	1 (Matt White Textured)
3009121	EXPRESSION 60 • Ceiling - IP20 • GU10 • Housing: Black Anodised • Cone: Matt White Textured			

	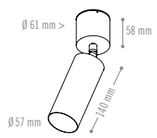		
Name	EXPRESSION 60 I ROUND BASE I GU10	EXPRESSION 60 I M10 I GU10	EXPRESSION 60 I CEILING I GU10
Ref.	See table	See table	See table
Lamp + fitting	QPAR51 I GU10	QPAR51 I GU10	QPAR51 I GU10
	Max. 50 W I IP20 I ~ 230 V I ⏚ I	Max. 50 W I IP20 or IP44 I ~ 230 V I ⏚ I	Max. 50 W I IP20 or IP44 I ~ 230 V I ⏚ I
Orientation	180° I 350°	180° I 350°	180° I 350°
Materials	Aluminium	Aluminium	Aluminium
Finish	See table	See table	See table
	CE	CE	CE
	575 g	300 g	400 g

EXPRESSION 60

bases

GU10 I IP20 & IP44

QPAR51 I GU10

COMPATIBILITY RETROFIT LAMPS

Scan or click QR-code

ACCESSORY (IP20 ONLY)

Ref. 3316050
HONEYCOMB Ø 50 mm

Ref. 3316150 (LED ONLY)
CORRECTION FILTER Ø 50 mm

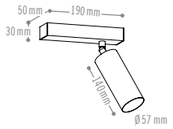

Name	**EXPRESSION 60 I BASE ONE I GU10**
Ref.	**See table**
Lamp + fitting	QPAR51 I GU10
	Max. 50 W I IP20 or IP44 I ~ 230 V I ⏚ I
Orientation	180° I 350°
Materials	Aluminium
Finish	See table
	CE
	550 g

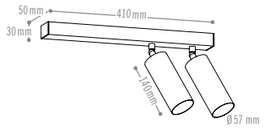

Name	**EXPRESSION 60 I BASE TWO I GU10**
Ref.	**See table**
Lamp + fitting	QPAR51 I GU10
	Max. 50 W I IP20 or IP44 I ~ 230 V I ⏚ I
Orientation	180° I 350°
Materials	Aluminium
Finish	See table
	CE
	1.125 g

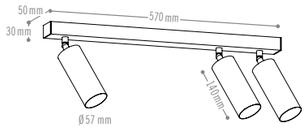

Name	**EXPRESSION 60 I BASE THREE I GU10**
Ref.	**See table**
Lamp + fitting	QPAR51 I GU10
	Max. 50 W I IP20 or IP44 I ~ 230 V I ⏚ I
Orientation	180° I 350°
Materials	Aluminium
Finish	See table
	CE
	1.600 g

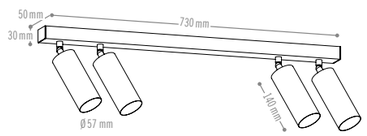

Name	**EXPRESSION 60 I BASE FOUR I GU10**
Ref.	**See table**
Lamp + fitting	QPAR51 I GU10
	Max. 50 W I IP20 or IP44 I ~ 230 V I ⏚ I
Orientation	180° I 350°
Materials	Aluminium
Finish	See table
	CE
	2.100 g

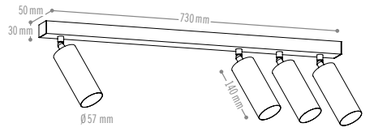

Name	**EXPRESSION 60 I BASE FOUR ASY I GU10**
Ref.	**See table**
Lamp + fitting	QPAR51 I GU10
	Max. 50 W I IP20 or IP44 I ~ 230 V I ⏚ I
Orientation	180° I 350°
Materials	Aluminium
Finish	See table
	CE
	2.100 g

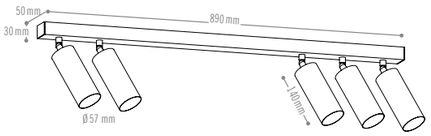

Name	**EXPRESSION 60 I BASE FIVE 2-3 I GU10**
Ref.	**See table**
Lamp + fitting	QPAR51 I GU10
	Max. 50 W I IP20 or IP44 I ~ 230 V I ⏚ I
Orientation	180° I 350°
Materials	Aluminium
Finish	See table
	CE
	2.550 g

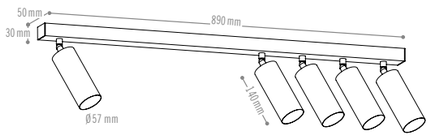

Name	**EXPRESSION 60 I BASE FIVE 1-4 I GU10**
Ref.	**See table**
Lamp + fitting	QPAR51 I GU10
	Max. 50 W I IP20 or IP44 I ~ 230 V I ⏚ I
Orientation	180° I 350°
Materials	Aluminium
Finish	See table
	CE
	2.550 g

© 100% LIGHT - Pictures: EXPRESSION 60 Custom Base - Halogen - Matt White textured

EXPRESSION 60 I BASES I GU10

	MODEL	LAMP TYPE	1 FINISH BASE + LIGHT TUBE	2 FINISH CONE
EXPRESSION 60 = 300	**20 = Base one - IP20** **21 = Base two - IP20** **22 = Base three - IP20** **23 = Base four - IP20** **24 = Base four asy - IP20** **25 = Base five 2-3 - IP20** **26 = Base five 1-4 - IP20** **30 = Base one - IP44 - clear** **31 = Base two - IP44 - clear** **32 = Base three - IP44 - clear** **33 = Base four - IP44 - clear** **34 = Base four asy - IP44 - clear** **35 = Base five 2-3 - IP44 - clear** **36 = Base five 1-4 - IP44 - clear**	**1 = GU10**	**1 = Matt White Textured** **2 = Black Anodised** **3 = Bronze Anodised** **4 = Gold Anodised**	**1 = Matt White Textured** **2 = Black Anodised** **3 = Bronze Anodised** **4 = Gold Anodised**

Custom colours on demand
Scan or click QR-code

For example :

300 (EXPRESSION 60)	**21** (Base two - IP20)	**1** (GU10)	**2** (Black Anodised)	**1** (Matt White Textured)

30021121 EXPRESSION 60 • Base two - IP20 • GU10 • Base + tube: Black Anodised • Cone: Matt White Textured

Custom lengths on demand

EXPRESSION 60

QR-C51 | IP20 & IP44

QR-C51 | GX5,3

Transformers see page 464
Concrete > Remote Transformer

COMPATIBILITY RETROFIT LAMPS

Scan or click QR-code

ACCESSORY (IP20 ONLY)

Ref. 3316050
HONEYCOMB Ø 50 mm

Ref. 3316150 (LED ONLY)
CORRECTION FILTER Ø 50 mm

EXPRESSION 60 | QR-C51

	MODEL	LAMP TYPE	1 FINISH HOUSING	2 FINISH CONE
EXPRESSION 60 = 300	1 = Torsion - IP20 2 = Leaf concrete - IP20 3 = On wood - IP20 4 = Base four square - IP20 5 = 3F-Ti - IP20 6 = Round base - IP20 7 = Bullet Hole 60 0°- IP20 8 = M10 - IP20 9 = Ceiling - IP20 10 = Torsion - IP44 - clear 11 = Leaf concrete - IP44 - clear 12 = On wood - IP44 - clear 13 = Base four square - IP44 - clear 14 = Round base - IP44 - clear 15 = Bullet Hole 60 0°- IP44 - clear 16 = M10 - IP44 - clear 17 = Ceiling - IP44 - clear	2 = QR-C51	1 = Matt White Textured 2 = Black Anodised 3 = Bronze Anodised 4 = Gold Anodised	1 = Matt White Textured 2 = Black Anodised 3 = Bronze Anodised 4 = Gold Anodised
			Custom colours on demand Scan or click QR-code	1 FINISH HOUSING 2 FINISH CONE
For example :				
300 (EXPRESSION 60)	**5** (3F-Ti - IP20)	**2** (QR-C51)	**1** (Matt White Textured)	**2** (Black Anodised)

3005212 EXPRESSION 60 • 3F-Ti - IP20 • QR-C51 • Housing: Matt White Textured • Cone: Black Anodised • Transformer (Integrated)

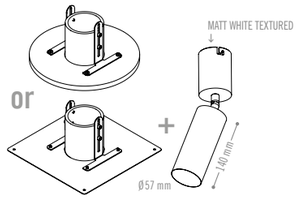

Name	EXPRESSION 60 + BULLET HOLE 60 0° | QR-C51	EXPRESSION 60 | TORSION | QR-C51	EXPRESSION 60 | LEAF CONCRETE | QR-C51
Ref.	See table	See table	See table
Ref. Bullet Hole Kit	126250 (Plasterboard) 126390 (Concrete)		
Lamp + fitting	QR-C51 | GX5,3 | coolfit Max. 50 W | IP20 or IP44 | 12 V	QR-C51 | GX5,3 | coolfit Max. 50 W | IP20 or IP44 | 12 V	QR-C51 | GX5,3 | coolfit Max. 50 W | IP20 or IP44 | 12 V
Control gear	Transformer (Excl.)	Transformer (Excl.)	Transformer (Excl.)
Orientation	180° | 350°	180° | 350°	180° | 350°
Cut-out plasterboard	Ø 200 x 115 mm	Ø 64 mm x 60 mm	
Cut-out concrete	Ø 80 x 115 mm		Ø 64 mm x 60 mm
Materials	Aluminium	Aluminium	Aluminium
Finish	See table	See table	See table
	CE	CE	CE
	625 g plasterb. or 375 g concrete | Module : 500 g	375 g	375 g

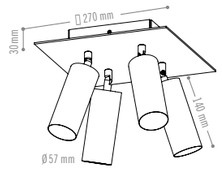

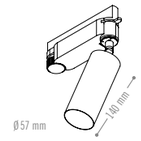

Name	EXPRESSION 60 | ON WOOD | QR-C51	EXPRESSION 60 | BASE FOUR SQUARE | QR-C51	EXPRESSION 60 | 3F-Ti | QR-C51
Ref.	See table	See table	See table
Lamp + fitting	QR-C51 | GX5,3 | coolfit Max. 50 W | IP20 or IP44 | 12 V	QR-C51 | GX5,3 | coolfit Max. 50 W | IP20 or IP44 | ~ 230 V	QR-C51 | GX5,3 | coolfit Max. 50 W | IP20 | ~ 230 V
Control gear	Transformer (Excl.)	Transformer (Integrated)	Transformer (Integrated)
Orientation	180° | 350°	180° | 350°	180° | 350°
Materials	Aluminium	Aluminium	Aluminium
Finish	See table	See table	See table
	CE	CE	CE
	300 g	3.600 g	475 g

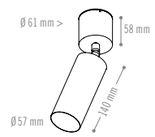

Name	EXPRESSION 60 | ROUND BASE | QR-C51	EXPRESSION 60 | M10 | QR-C51	EXPRESSION 60 | CEILING| QR-C51
Ref.	See table	See table	See table
Lamp + fitting	QR-C51 | GX5,3 | coolfit Max. 50 W | IP20 or IP44 | ~ 230 V	QR-C51 | GX5,3 | coolfit Max. 50 W | IP20 or IP44 | 12 V	QR-C51 | GX5,3 | coolfit Max. 50 W | IP20 or IP44 | 12 V
Control gear	Transformer (Integrated)	Transformer (Excl.)	Transformer (Excl.)
Orientation	180° | 350°	180° | 350°	180° | 350°
Materials	Aluminium	Aluminium	Aluminium
Finish	See table	See table	See table
	CE	CE	CE
	275 g	275 g	375 g

EXPRESSION 60 I BASES I QR-C51

Custom lengths on demand

	MODEL	LAMP TYPE	1 FINISH BASE + TUBE	2 FINISH CONE
EXPRESSION 60 = 300	20 = Base one - IP20 21 = Base two - IP20 22 = Base three - IP20 23 = Base four - IP20 24 = Base four Asy - IP20 25 = Base five 2-3 - IP20 26 = Base five 1-4 - IP20 30 = Base one - IP44 - clear 31 = Base two - IP44 - clear 32 = Base three - IP44 - clear 33 = Base four - IP44 - clear 34 = Base four asy - IP44 - clear 35 = Base five 2-3 - IP44 - clear 36 = Base five 1-4 - IP44 - clear	2 = QR-C51	1 = Matt White Textured 2 = Black Anodised 3 = Bronze Anodised 4 = Gold Anodised	1 = Matt White Textured 2 = Black Anodised 3 = Bronze Anodised 4 = Gold Anodised
For example :				
300 (EXPRESSION 60)	31 (Base two - IP44 - clear)	2 (QR-C51)	1 (Matt White Textured)	2 (Black Anodised)

Custom colours on demand Scan or click QR-code

30031212 EXPRESSION 60 • Base two - IP44 - clear • QR-C51 • Base + tube: Matt White Textured • Cone: Black Anodised • Transformer (Integrated)

QR-C51 I GX5,3
Retrofit lamps see page 466

Transformers see page 464

ACCESSORY (IP20 ONLY)

Ref. 3316050
HONEYCOMB Ø 50 mm

Ref. 3316150 (LED ONLY)
CORRECTION FILTER Ø 50 mm

EXPRESSION 60

bases

QR-C51 I IP20 &IP44

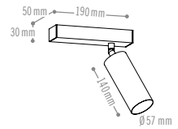

Name	**EXPRESSION 60 I BASE ONE I QR-C51**
Ref.	**See table**
Lamp + fitting	QR-C51 I GX5,3 I coolfit
	Max. 50 W I IP20 or IP44 I ~ 230 V I ⏚ I ▼
Control gear	Transformer (Integrated)
Orientation	180° I 350°
Materials	Aluminium
Finish	See table
	CE
	500 g

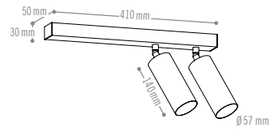

Name	**EXPRESSION 60 I BASE TWO I QR-C51**
Ref.	**See table**
Lamp + fitting	QR-C51 I GX5,3 I coolfit
	Max. 50 W I IP20 or IP44 I ~ 230 V I ⏚ I ▼
Control gear	Transformer (Integrated)
Orientation	180° I 350°
Materials	Aluminium
Finish	See table
	CE
	1.075 g

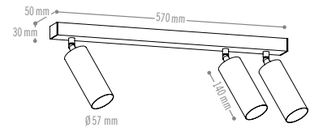

Name	**EXPRESSION 60 I BASE THREE I QR-C51**
Ref.	**See table**
Lamp + fitting	QR-C51 I GX5,3 I coolfit
	Max. 50 W I IP20 or IP44 I ~ 230 V I ⏚ I ▼
Control gear	Transformer (Integrated)
Orientation	180° I 350°
Materials	Aluminium
Finish	See table
	CE
	1.525 g

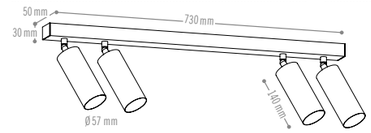

Name	**EXPRESSION 60 I BASE FOUR I QR-C51**
Ref.	**See table**
Lamp + fitting	QR-C51 I GX5,3 I coolfit
	Max. 50 W I IP20 or IP44 I ~ 230 V I ⏚ I ▼
Control gear	Transformer (Integrated)
Orientation	180° I 350°
Materials	Aluminium
Finish	See table
	CE
	2.000 g

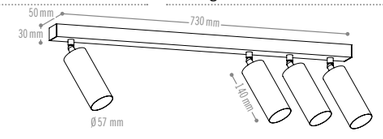

Name	**EXPRESSION 60 I BASE FOUR ASY I QR-C51**
Ref.	**See table**
Lamp + fitting	QR-C51 I GX5,3 I coolfit
	Max. 50 W I IP20 or IP44 I ~ 230 V I ⏚ I ▼
Control gear	Transformer (Integrated)
Orientation	180° I 350°
Materials	Aluminium
Finish	See table
	CE
	2.000 g

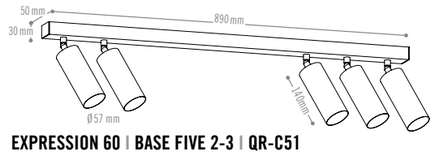

Name	**EXPRESSION 60 I BASE FIVE 2-3 I QR-C51**
Ref.	**See table**
Lamp + fitting	QR-C51 I GX5,3 I coolfit
	Max. 50 W I IP20 or IP44 I ~ 230 V I ⏚ I ▼
Control gear	Transformer (Integrated)
Orientation	180° I 350°
Materials	Aluminium
Finish	See table
	CE
	2.450 g

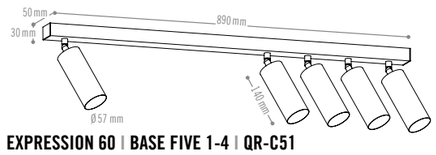

Name	**EXPRESSION 60 I BASE FIVE 1-4 I QR-C51**
Ref.	**See table**
Lamp + fitting	QR-C51 I GX5,3 I coolfit
	Max. 50 W I IP20 or IP44 I ~ 230 V I ⏚ I ▼
Control gear	Transformer (Integrated)
Orientation	180° I 350°
Materials	Aluminium
Finish	See table
	CE
	2.450 g

EXPRESSION 100 I LED

MODEL		BEAM & LED*	LED COLOUR*	1 FINISH HOUSING	2 FINISH CONE	DRIVERS (LED serial connection)
EXPRESSION 100 = 300	40 = Torsion - IP20 41 = On wood - IP20 42 = 3F - IP20 43 = Round base - IP20 44 = Bullet hole 60 0°- IP20 45 = M10 - IP20	3 = 15° - G2 4 = 36° - G2 5 = 51° - G2	1 = 4000 K 2 = 3000 K 3 = 2700 K	1 = Matt White Textured 2 = Black Anodised 3 = Bronze Anodised 4 = Gold Anodised	1 = Matt White Textured 2 = Black Anodised 3 = Bronze Anodised 4 = Gold Anodised	0 = Excl. Driver (max. 700mA DC) 1 = Incl. Driver 700 mA DC** 2 = Driver 450 mA DC (Integrated) 3 = Driver 450 mA DC (1-10 V) (Integrated) 4 = Incl. Dim. Driver 700 mA DC (1-10 V)** 5 = Incl. Dim. Driver 700 mA DC (DALI)** 6 = Incl. Dim. Driver 700 mA DC (PHASE CUT)**

For latest LED technologies Scan or click QR-code

Custom colours on demand Scan or click QR-code

Info Drivers Scan or click QR-code Concrete → Remote driver

For example :

300	41	3	1	1	3	4
(EXPRESSION 100)	(On wood - IP20)	(15° - G2)	(4000 K)	(Matt White Textured)	(Bronze Anodised)	(Incl. Dim. Driver 700 mA DC (1-10V)

3004131134 EXPRESSION 100 - On wood - IP20 • LED G2 - CRI 90 - 23,4 W • 4000 K - Beam 15° • Housing: Matt White Textured • Cone: Bronze Anodised Incl. Dim. Driver 700mA DC (1-10V)

***G2 on 450 mA = 14,8 W - 1505 lm - 4000 K I 14,8 W - 1322 lm - 3000 K I 14,8 W - 1315 lm - 2700 K**
***G2 on 700 mA = 23,4 W - 2224 lm - 4000 K I 23,4 W - 1969 lm - 3000 K I 23,4 W - 1943 lm - 2700 K**

EXPRESSION 100
LED

LED I CRI ≥ 90

ACCESSORY

Ref. 3316200AS (assembled)
3316200
HONEYCOMB Ø 70 mm

Ref. 3316250AS (assembled)
3316250
CORRECTION FILTER Ø 70 mm

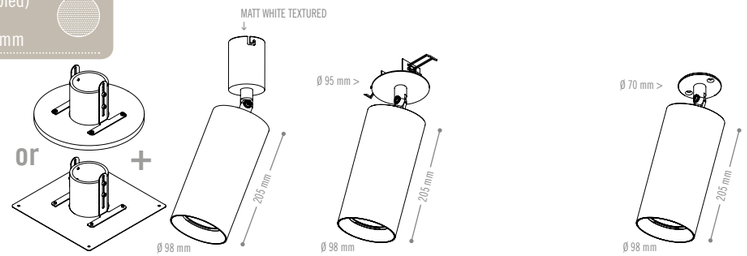

Name	**EXPRESSION 100 + BH 60 0° I LED**	**EXPRESSION 100 I TORSION I LED**	**EXPRESSION 100 I ON WOOD I LED**
Ref.	**See table**	**See table**	**See table**
Ref Bullet Hole kit	**126290 (Plasterboard)** **126390 (Concrete)**		
Lamp + fitting	LED I CRI ≥90 G2 I 14,8 W I ~ 230 V I IP20 I ⏚ I ▼ G2 I 23,4 W I 700mA DC I IP20 I ◈ I ▼	LED I CRI ≥90 G2 I 14,8 W I IP20 I ~ 230 V I ⏚ I ▼ G2 I 23,4 W I 700mA DC I IP20 I ◈ I ▼	LED I CRI ≥90 G2 I 14,8 W I IP20 I ~ 230 V I ⏚ I ▼ G2 I 23,4 W I 700mA DC I IP20 I ◈ I ▼
Control gear	Driver 450 mA DC (Integrated) - Driver max. 700 mA DC (Excl. or Incl.)	Driver 450 mA DC (Integrated) - Driver max. 700 mA DC (Excl. or Incl.)	Driver 450 mA DC (Integrated) - Driver max. 700 mA DC (Excl. or Incl.)
Orientation	180° I 350°	180° I 350°	180° I 350°
Materials	Aluminium	Aluminium	Aluminium
Cut-out plasterboard	Ø 200 x 115 mm	Ø 64 mm x 60 mm	
Cut-out concrete	Ø 80 x 115 mm		
Finish	See table	See table	See table
	CE	CE	CE
KG	625 g plasterboard I 375 g concrete + Module Excl. Driver 1.125 g or Module Driver Integrated 1.325 g	Module Excl. Driver 1.025 g or Module Driver Integrated 1.225 g	Module Excl. Driver 925 g or Module Driver Integrated 1.125 g

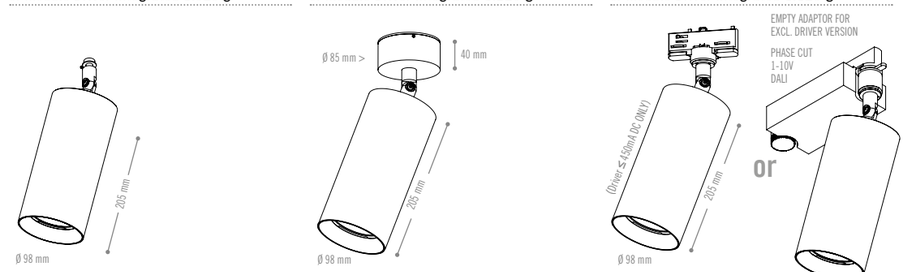

Name	**EXPRESSION 100 I M10 I LED**	**EXPRESSION 100 I ROUND BASE I LED**	**EXPRESSION 100 I 3F I LED**
Ref.	**See table**	**See table**	**See table**
Lamp + fitting	LED I CRI ≥90 G2 I 14,8 W I IP20 I ~ 230 V I ⏚ I ▼ G2 I 23,4 W I 700mA DC I IP20 I ◈ I ▼	LED I CRI ≥90 G2 I 14,8 W I IP20 I ~ 230 V I ⏚ I ▼ G2 I 23,4 W I 700mA DC I IP20 I ◈ I ▼	LED I CRI ≥90 G2 I 14,8 W I IP20 I ~ 230 V I ⏚ I ▼ G2 I 23,4 W I ~ 230 V I IP20 I ⏚ I ▼
Control gear	Driver 450 mA DC (Integrated) - Driver max. 700 mA DC (Excl. or Incl.)	Driver 450 mA DC (Integrated) - Driver max. 700 mA DC (Excl. or Incl.)	Driver 450 mA DC (Integrated) - Driver max. 700 mA DC (Excl. or Integrated**)
Orientation	180° I 350°	180° I 350°	180° I 350°
Materials	Aluminium	Aluminium	Aluminium
Finish	See table	See table	See table
	CE	CE	CE
KG	Module Excl. Driver 900 g or Module Driver Integrated 1.100 g	Module Excl. Driver 1.100 g or Module Driver Integrated 1.300 g	Module Excl. Driver 1.100 g or Module Driver Integrated 1.200 g

© 100%LIGHT - Fixtures : EXPRESSION 100 - 3F - LED - Black Anodised

EXPRESSION 100
QR-LP70

QR-LP70 | Ba15d

Transformers see page 464

EXPRESSION 100 I QR-LP70

	MODEL	LAMP TYPE	1 FINISH HOUSING	2 FINISH CONE
EXPRESSION 100 = 300	1 = Torsion - IP20 2 = On wood - IP20 3 = 3F - IP20 4 = Round base - IP20 5 = Bullet hole 60 0°- IP20 6 = M10 - IP20	3 = QR-LP70	1 = Matt White Textured 2 = Black Anodised 3 = Bronze Anodised 4 = Gold Anodised	1 = Matt White Textured 2 = Black Anodised 3 = Bronze Anodised 4 = Gold Anodised
For example :			Custom colours on demand Scan or click QR-code	1 FINISH HOUSING 2 FINISH CONE
300 (EXPRESSION 100)	2 (On wood - IP20)	3 (QR-LP70)	1 (Matt White Textured)	4 (Gold Anodised)
3002314	EXPRESSION 100 • On wood - IP20 • QR-LP70 • Housing: Matt White Textured • Cone: Gold Anodised • Transformer (Integrated)			

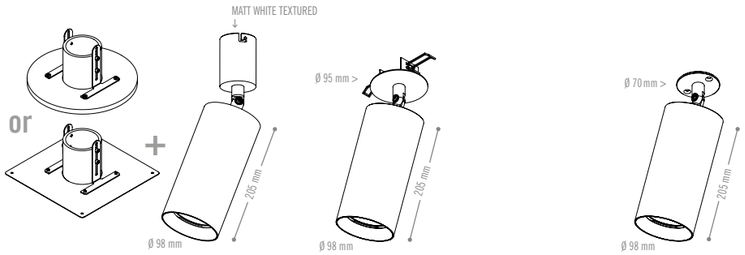

Name	EXPRESSION 100 + BH 60 0° | QR-LP70	EXPRESSION 100 | TORSION | QR-LP70	EXPRESSION 100 | ON WOOD | QR-LP70
Ref.	See table	See table	See table
Ref Bullet Hole kit	126290 (Plasterboard)		
	126390 (Concrete)		
Lamp + fitting	QR-LP70 | Ba15d	QR-LP70 | Ba15d	QR-LP70 | Ba15d
	50W | IP20 | ~ 230 V | ⏚ | ▼	50W | IP20 | ~ 230 V | ⏚ | ▼	50W | IP20 | ~ 230 V | ⏚ | ▼
Control gear	Transformer (Integrated)	Transformer (Integrated)	Transformer (Integrated)
Orientation	180° | 350°	180° | 350°	180° | 350°
Materials	Aluminium	Aluminium	Aluminium
Cut-out plasterboard	Ø 200 x 115 mm	Ø 64 mm x 60 mm	
Cut-out concrete	Ø 80 x 115 mm		
Finish	See table	See table	See table
	CE	CE	CE
KG	625 g plasterb. or 375 g concrete | Module : 1.175 g	1.075 g	975 g

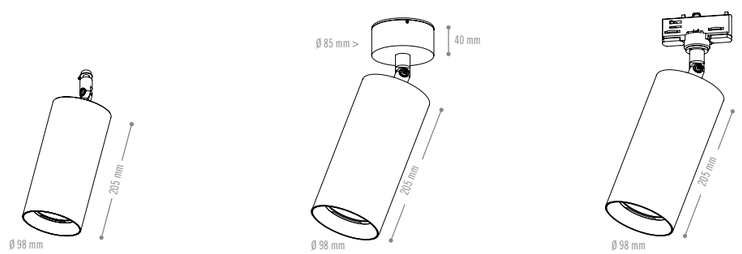

Name	EXPRESSION | M10 | QR-LP70	EXPRESSION 100 | ROUND BASE | QR-LP70	EXPRESSION 100 | 3F | QR-LP70
Ref.	See table	See table	See table
Ref. Plasterboard kit			
Ref. Concrete kit			
Lamp + fitting	QR-LP70 | Ba15d	QR-LP70 | Ba15d	QR-LP70 | Ba15d
	50W | IP20 | ~ 230 V | ⏚ | ▼	50W | IP20 | ~ 230 V | ⏚ | ▼	50W | IP20 | ~ 230 V | ⏚ | ▼
Control gear	Transformer (Integrated)	Transformer (Integrated)	Transformer (Integrated)
Orientation	180° | 350°	180° | 350°	180° | 350°
Materials	Aluminium	Aluminium	Aluminium
Cut-out plasterboard			
Cut-out concrete			
Finish	See table	See table	See table
	CE	CE	CE
KG	950 g	1.150 g	1.050 g

EXPRESSION 125
LED

LED | CRI ≥ 90

ACCESSORY

Ref. 1280115 + Matt Black Spring
HONEYCOMB Ø 115 mm

Ref. 1281115 (LED ONLY) + Matt Black Spring
CORRECTION FILTER Ø 115 mm

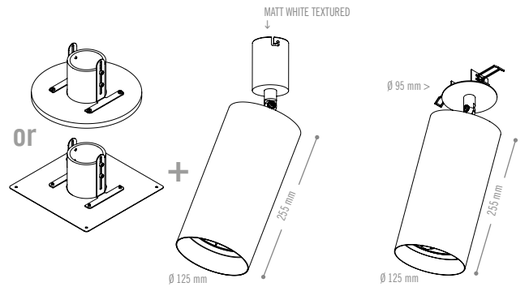

Name	**EXPRESSION 125 + BH 60 0° | LED**	**EXPRESSION 125 | TORSION | LED**
Ref.	**See table**	**See table**
Ref Bullet Hole kit	**126290 (Plasterboard)**	
	126390 (Concrete)	
Lamp + fitting	LED | CRI ≥90	LED | CRI ≥90
	G4 | 31 W | 1050mA | IP20 | ⏚ | ▼	G4 | 31 W | 1050mA | IP20 | ⏚ | ▼
Control gear	Driver 1000 / 1050 mA DC (Integrated) Driver max. 1050 mA DC (Excl.)	Driver 1000 / 1050 mA DC (Integrated) Driver max. 1050 mA DC (Excl.)
Orientation	180° | 350°	180° | 350°
Materials	Aluminium	Aluminium
Cut-out plasterboard	Ø 200 mm x 115 mm	Ø 64 mm x 60 mm
Cut-out concrete	Ø 80 x 115 mm	
Finish	See table	See table
	CE	CE
	625 g plasterb. or 375 g concrete | Module: 1.875 g	1.725 g

Name	**EXPRESSION 125 | M10 | LED**	**EXPRESSION 125 | ROUND BASE | LED**	**EXPRESSION 125 | 3F | LED**
Ref.	**See table**	**See table**	**See table**
Lamp + fitting	LED | CRI ≥90	LED | CRI ≥90	LED | CRI ≥90
	G4 | 31 W | 1050mA | IP20 | ⏚ | ▼	G4 | 31 W | 1050mA | IP20 | ⏚ | ▼	G4 | 31 W | 1050mA | IP20 | ⏚ | ▼
Control gear	Driver 1000 / 1050 mA DC (Integrated) Driver max. 1050 mA DC (Excl.)	Driver 1000 / 1050 mA DC (Integrated) Driver max. 1050 mA DC (Excl.)	Driver 1000 / 1050 mA DC (Integrated) Driver max. 1050 mA DC (Excl.)
Orientation	180° | 350°	180° | 350°	180° | 350°
Materials	Aluminium	Aluminium	Aluminium
Finish	See table	See table	See table
	CE	CE	CE
	1.600 g	1.800 g	1.700 g



EXPRESSION 125 I LED

	MODEL	BEAM & LED*	LED COLOUR*	FINISH	DRIVERS (LED serial connection)
EXPRESSION 125 = 300	50 = Torsion - IP20 51 = 3F - IP20 52 = Round base - IP20 53 = Bullet hole 60 0° - IP20 54 = M10 - IP20	9 = 43° - G4	1 = 4000 K 2 = 3000 K 3 = 2700 K	1 = Matt White Textured 2 = Black Anodised 3 = Bronze Anodised 4 = Gold Anodised	0 = Excl. Driver (max. 1050 mA DC) 1 = Driver 1050 mA DC (Integrated) 2 = Dim. Driver 1000 mA DC (1-10 V)(Integrated) 3 = Dim. Driver 1050 mA DC (DALI)(Integrated) 4 = Dim. Driver 1050 mA DC (PUSH DIM)(Integrated) 5 = Dim. Driver 1050 mA DC (PHASE CUT)(Integrated)
		For latest LED technologies Scan or click QR-code		Custom colours on demand Scan or click QR-code	Info Drivers Scan or click QR-code Concrete → Remote driver

For example :

300 (EXPRESSION 125)	**50** (Torsion - IP20)	**9** (43° - G4)	**1** (4000 K)	**3** (Bronze Anodised)	**0** (Excl. Driver (max. 1050mA DC))

300509130 EXPRESSION 125 • Torsion - IP20 • LED G4 - CRI 90 - 31 W • 4000 K - Beam 43° • Housing: Bronze Anodised • Excl. Driver (max. 1050mA DC)

***G4 on 1050 mA DC = 31 W - 3230 lm - 4000 K | 31 W - 2842 lm - 3000 K | 31 W - 2728 lm - 2700 K**

© 100%LIGHT - Fixture : EXPRESSION 125 - LED - Matt White Textured

QR-LP111 | G53

COMPATIBILITY RETROFIT LAMPS

Scan or click QR-code

Transformers see page 464

EXPRESSION 125

QR-LP111

EXPRESSION 125 | QR-LP111

	MODEL	LAMP TYPE	FINISH
EXPRESSION 125 = 300	1 = Torsion - IP20 2 = 3F - IP20 3 = Round base - IP20 4 = Bullet hole 60-0° - IP20 5 = M10 - IP20	5 = QR-LP111	1 = Matt White Textured 2 = Black Anodised 3 = Bronze Anodised 4 = Gold Anodised Custom colours on demand Scan or click QR-code
For example : **300** (EXPRESSION 125)	**2** (3F - IP20)	**5** (QR-LP111)	**1** (Matt White Textured)

300251 EXPRESSION 125 • 3F - IP20 • QR-LP111 • Finish: Matt White Textured • Transformer (Integrated)

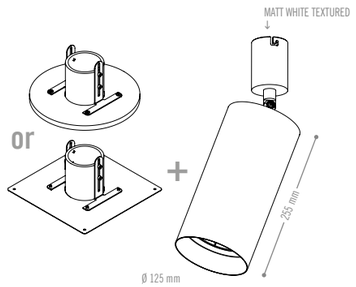

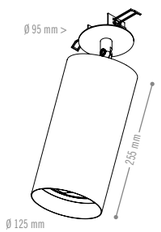

Name	**EXPRESSION 125 + BH 60 0° | QR-LP111**	**EXPRESSION 125 | TORSION | QR-LP111**
Ref.	**See table**	**See table**
Ref Bullet Hole kit	**126290 (Plasterboard)**	
	126390 (Concrete)	
Lamp + fitting	QR-LP111 | G53	QR-LP111 | G53
	Max. 50 W | IP20 | ~ 230 V | ⏚ | ▼	Max. 50 W | IP20 | ~ 230 V | ⏚ | ▼
Control gear	Transformer (Integrated)	Transformer (Integrated)
Materials	Aluminium	Aluminium
Cut-out plasterboard	Ø 200 x 115 mm	Ø 64 mm x 60 mm
Cut-out concrete	Ø 80 x 115 mm	
Finish	See table	See table
	CE	CE
KG	625 g plasterb. or 375 g concrete | Module : 1.575 g	1.475 g

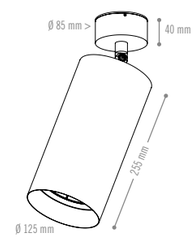

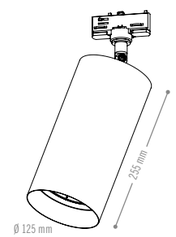

	EXPRESSION 125 | M10 | QR-LP111	**EXPRESSION 125 | ROUND BASE | QR-LP111**	**EXPRESSION 125 | 3F | QR-LP111**
	See table	**See table**	**See table**
	QR-LP111 | G53	QR-LP111 | G53	QR-LP111 | G53
	Max. 50 W | IP20 | ~ 230 V | ⏚ | ▼	Max. 50 W | IP20 | ~ 230 V | ⏚ | ▼	Max. 50 W | IP20 | ~ 230 V | ⏚ | ▼
	Transformer (Integrated)	Transformer (Integrated)	Transformer (Integrated)
	Aluminium	Aluminium	Aluminium
	See table	See table	See table
	CE	CE	CE
	1.350 g	1.550 g	1.450 g

EXPRESSION 125
HIR-CE111

HIR-CE111 | GX8.5

Ballasts see page 464

EXPRESSION 125 I HIR-CE111

	MODEL	LAMP TYPE	FINISH
EXPRESSION 140 = 300	1 = Torsion - IP20 2 = 3F - IP20 3 = Round base - IP20 4 = Bullet hole 60 0° - IP20 5 = M10 - IP20	6 = HIR-CE111	1 = Matt White Textured 2 = Black Anodised 3 = Bronze Anodised 4 = Gold Anodised Custom colours on demand Scan or click QR-code
For example : **300** (EXPRESSION 125)	**2** (3F - IP20)	**6** (HIR-CE111)	**1** (Matt White Textured)

300261 EXPRESSION 125 • 3F - IP20 • HIR-CE111 • Finish: Matt White Textured • Ballast (Integrated)

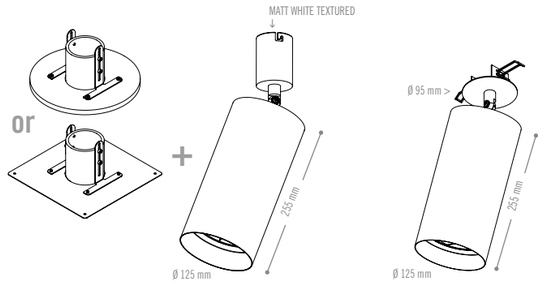

Name	**EXPRESSION 125 + BH 60 0° I HIR-CE111**	**EXPRESSION 125 I TORSION I HIR-CE111**
Ref.	**See table**	**See table**
Ref Bullet Hole kit	**126290 (Plasterboard)**	
	126390 (Concrete)	
Lamp + fitting	HIR-CE111 I GX8,5	HIR-CE111 I GX8,5
	70W I IP20 I ~ 230 V I ⏚ I ▼	70W I IP20 I ~ 230 V I ⏚ I ▼
Control gear	Ballast (Integrated)	Ballast (Integrated)
Orientation	180° I 350°	180° I 350°
Materials	Aluminium	Aluminium
Cut-out plasterboard	Ø 200 x 115 mm	Ø 64 mm x 60 mm
Cut-out concrete	Ø 80 x 115 mm	
Finish	See table	See table
	CE	CE
KG	625 g plasterb. or 375 g concrete I Module : 1.725 g	1.625 g

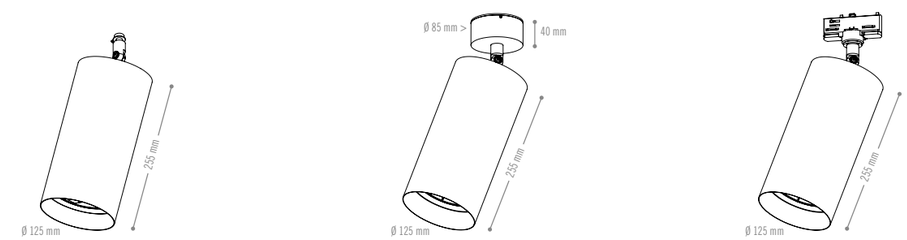

	EXPRESSION 125 I M10 I HIR-CE111	**EXPRESSION 125 I ROUND BASE I HIR-CE111**	**EXPRESSION 125 I 3F I HIR-CE111**
	See table	**See table**	**See table**
	HIR-CE111 I GX8,5	HIR-CE111 I GX8,5	HIR-CE111 I GX8,5
	70W I IP20 I ~ 230 V I ⏚ I ▼	70W I IP20 I ~ 230 V I ⏚ I ▼	70W I IP20 I ~ 230 V I ⏚ I ▼
	Ballast (Integrated)	Ballast (Integrated)	Ballast (Integrated)
	180° I 350°	180° I 350°	180° I 350°
	Aluminium	Aluminium	Aluminium
	See table	See table	See table
	CE	CE	CE
	1.500 g	1.700 g	1.600 g

© 100%LIGHT - Fixtures: EXPRESS 100 PENDANT - Accessory: Honeycomb + correction filter - LED - Matt White Textured - Black Anodised

EXPRESS PENDANT

EXPRESS
PENDANT

The EXPRESS PENDANT range is renowned for its unique cylindrical appearance and pure minimalistic design.

The EXPRESS PENDANT range comprises Ø 100 mm and Ø 125 mm and covers a wide choice of light sources including halogen, LED and even discharge lamps The countless colour combinations include Matt White Textured, Black Anodised, Bronze Anodised and Gold Anodised.

The EXPRESS PENDANT is equally suited to domestic or retail projects, designed to light up and highlight, adding value to the design statement of its environment.

LEDS & LED FIXTURES 5 YEARS WARRANTY

© 100%LIGHT - Fixtures : EXPRESS 100 PENDANT - Round base - LED - Matt White Textured & Fixtures : LILO - LED - Matt White textured & Fixtures : BULLET HOLE 120 - 25° - Halogen - Matt Black

LED | CRI ≥ 90

EXPRESS 100
PENDANT
LED

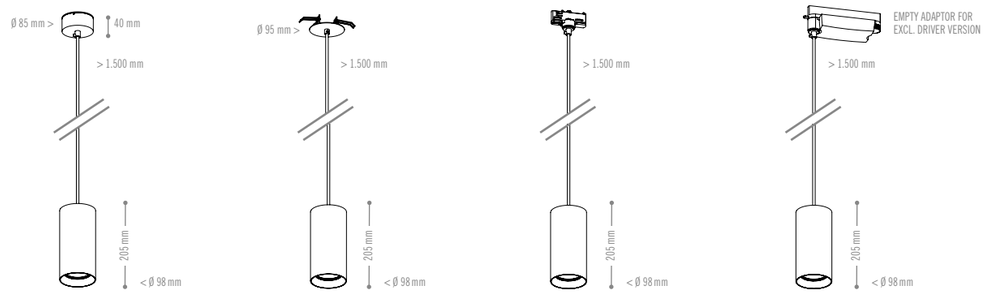

Name	EXPRESS 100 PENDANT | ROUND BASE | LED	EXPRESS 100 PENDANT | TORSION | LED	EXPRESS 100 PENDANT | 3F | LED	EXPRESS 100 PENDANT | 3F | LED
Ref.	See table	See table	See table	See table
Lamp + fitting	LED | CRI ≥ 90	LED | CRI ≥ 90	LED | CRI ≥ 90	LED | CRI ≥ 90
	G2 | 14,8 W | IP20 | ~ 230 V | ⏚ | ▼	G2 | 14,8 W | IP20 | ~ 230 V | ⏚ | ▼	G2 | 14,8 W | IP20 | ~ 230 V | ⏚ | ▼	G2 | 23,4 W | 700mA | IP20 | ⏚ | ▼
	G2 | 23,4 W | 700mA | IP20 | ⏚ | ▼	G2 | 23,4 W | 700mA | IP20 | ⏚ | ▼		
Control gear	Driver 450 mA DC (Integrated) Driver max. 700 mA DC (Excl. or Incl.)	Driver 450 mA DC (Integrated) Driver max. 700 mA DC (Excl. or Incl.)	Driver 450 mA DC (Integrated)	Driver max. 700 mA DC (Excl. or Integrated**)
Materials	Aluminium	Aluminium	Aluminium	Aluminium
Cut-out		Ø 64 mm x 60 mm		
Finish	See table	See table	See table	See table
	CE	CE	CE	CE
	1.500 g	1.425 g	1.400 g	1.500 g

EXPRESS 100 PENDANT | LED

	MODEL	BEAM - LED*	LED COLOUR*	1 FINISH TUBE	2 FINISH CONE	DRIVERS (LED serial connection)
EXPRESS 100 PENDANT = 300	60 = Torsion - IP20 61 = Round base - IP20 62 = 3F - IP20	3 = 15° - G2 4 = 36° - G2 5 = 51° - G2	1 = 4000 K 2 = 3000 K 3 = 2700 K	1 = Matt White Textured 2 = Black Anodised 3 = Bronze Anodised 4 = Gold Anodised	1 = Matt White Textured 2 = Black Anodised 3 = Bronze Anodised 4 = Gold Anodised	0 = Excl. Driver (max. 700mA DC) 1 = Incl. Driver 700 mA DC** 2 = Driver 450 mA DC (Integrated) 3 = Dim. Driver 450 mA DC (1-10 V)(Integrated) 4 = Incl. Dim. Driver 700 mA DC (1-10 V)** 5 = Incl. Dim. Driver 700 mA DC (DALI)**
		For latest LED technologies Scan or click QR-code		Custom colours on demand Scan or click QR-code		Info Drivers Scan or click QR-code
For example : 300 (EXPRESS 100 PENDANT)	61 (Round base - IP20)	3 (15° - G2)	1 (4000 K)	1 (Matt White Textured)	3 (Bronze Anodised)	4 (Incl. Dim. Driver 700 mA DC (1-10V)

3006131134 EXPRESS 100 PENDANT • Round base - IP20 • LED G2 - CRI 90 - 23,4 W • 4000 K - Beam 15° • Round base: Matt White Textured • Alimentation fabric wire: White Tube: Matt White Textured • Cone: Bronze Anodised • Incl. Dim. Driver 700mA DC (1-10V)

***G2 on 450 mA = 14,8 W - 1505 lm - 4000 K | 14,8 W - 1322 lm - 3000 K | 14,8 W - 1315 lm - 2700 K**
***G2 on 700 mA = 23,4 W - 2224 lm - 4000 K | 23,4 W - 1969 lm - 3000 K | 23,4 W - 1943 lm - 2700 K**

EXPRESS 100
PENDANT
QR-LP70

QR-LP70 | Ba15d

Transformers see page 464

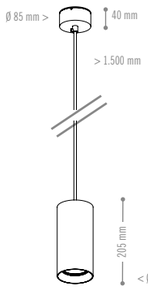

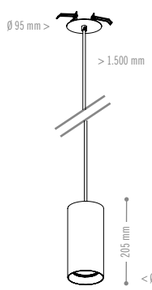

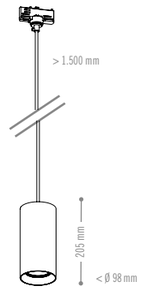

Name	EXPRESS 100 PENDANT | ROUND BASE | QR-LP70	EXPRESS 100 PENDANT | TORSION | QR-LP70	EXPRESS 100 PENDANT | 3F | QR-LP70
Ref.	See table	See table	See table
Lamp + fitting	QR-LP70 | Ba15d	QR-LP70 | Ba15d	QR-LP70 | Ba15d
	50W | IP20 | ~ 230 V | ⏚ | ▼	50W | IP20 | ~ 230 V | ⏚ | ▼	50W | IP20 | ~ 230 V | ⏚ | ▼
Control gear	Transformer (Integrated)	Transformer (Integrated)	Transformer (Integrated)
Materials	Aluminium	Aluminium	Aluminium
Cut-out		Ø 64 mm x 60 mm	
Finish	See table	See table	See table
	CE	CE	CE
KG	1.350 g	1.275 g	1.250 g

EXPRESS 100 PENDANT | QR-LP70

	MODEL	LAMP TYPE	1 FINISH TUBE	2 FINISH CONE
EXPRESS 100 PENDANT = 300	60 = Torsion - IP20 61 = Round base - IP20 62 = 3F - IP20	3 = QR-LP70	1 = Matt White Textured 2 = Black Anodised 3 = Bronze Anodised 4 = Gold Anodised Custom colours on demand Scan or click QR-code	1 = Matt White Textured 2 = Black Anodised 3 = Bronze Anodised 4 = Gold Anodised
For example : 300 (EXPRESS 100 PENDANT)	60 (Torsion- IP20)	3 (QR-LP70)	1 (Matt White Textured)	2 (Black Anodised)

30060312 EXPRESS 100 PENDANT • Torsion - IP20 • QR-LP70 • Torsion ceiling plate: Matt White Textured • Alimentation fabric wire: White Tube: Matt White Textured • Cone: Black Anodised • Transformer (Integrated)

© 100%LIGHT - Fixtures : EXPRESS 100 PENDANT - Halogen - Matt White Textured & Fixtures : NOWHERE - LED

EXPRESS 125
pendant
LED

LED | CRI ≥ 90

QR-LP111 | G53

HIR-CE111 | GX8.5

1 FINISH TUBE
2 FINISH CONE

COMPATIBILITY RETROFIT LAMPS
Scan or click QR-code

Transformers/Ballasts
see page 464

EXPRESS 125
pendant
QR-LP111 | HIR-CE111

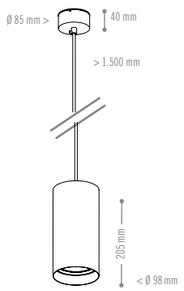

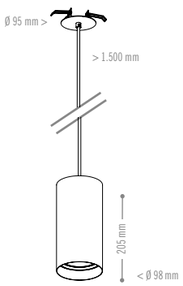

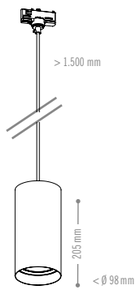

Name	EXPRESS 125 PENDANT | ROUND BASE | LED	EXPRESS 125 PENDANT | TORSION | LED	EXPRESS 125 PENDANT | 3F | LED
Ref.	See table	See table	See table
Lamp + fitting	LED | CRI ≥90	LED | CRI ≥90	LED | CRI ≥90
	G4 | 31 W | 1050mA | IP20 | ⏚ | ▼	G4 | 31 W | 1050mA | IP20 | ⏚ | ▼	G4 | 31 W | 1050mA | IP20 | ⏚ | ▼
Control gear	Driver 1000 / 1050 mA DC (Integrated) Driver max. 1050 mA DC (Excl.)	Driver 1000 / 1050 mA DC (Integrated) Driver max. 1050 mA DC (Excl.)	Driver 1000 / 1050 mA DC (Integrated)
Materials	Aluminium	Aluminium	Aluminium
Cut-out		Ø 64 mm x 60 mm	
Finish	See table	See table	See table
	CE	CE	CE
KG	2.000 g	1.925 g	1.900 g

EXPRESS 125 PENDANT I LED

	MODEL	BEAM - LED*	LED COLOUR*	FINISH TUBE	DRIVERS (LED serial connection)
Express 125 Pendant = 300	70 = Torsion - IP20 71 = 3F - IP20 72 = Round base - IP20	9 = 43° - G4	1 = 4000 K 2 = 3000 K 3 = 2700 K	1 = Matt White Textured 2 = Black Anodised 3 = Bronze Anodised 4 = Gold Anodised	0 = Excl. Driver (max. 1050 mA DC) 1 = Driver 1050 mA DC (Integrated) 2 = Dim. Driver 1000 mA DC (1-10 V)(Integrated) 3 = Dim. Driver 1050 mA DC (DALI)(Integrated) 4 = Dim. Driver 1050 mA DC (PUSH DIM)(Integrated) 5 = Dim. Driver 1050 mA DC (PHASE CUT) (Integrated)
		For latest LED technologies Scan or click QR-code		Custom colours on demand Scan or click QR-code	Info Drivers Scan or click QR-code

For example :

300 (EXPRESS 125 PENDANT)	71 (3F - IP20)	9 (43° - G4)	1 (4000 K)	3 (Bronze Anodised)	0 (Excl. Driver (max. 1050mA DC)

300719130 EXPRESS 125 PENDANT • 3F - IP20 • LED G4 - CRI 90 - 31 W • 4000 K - Beam 43° • 3F adaptor: black • Alimentation fabric wire: Black Tube: Bronze Anodised • Excl. Driver (max. 1050mA DC)

***G4 on 1050 mA DC = 31 W - 3230 lm - 4000 K | 31 W - 2842 lm - 3000 K | 31 W - 2728 lm - 2700 K**

Name	EXPRESS 125 PENDANT | ROUND BASE | QR-LP111	EXPRESS 125 PENDANT | TORSION | QR-LP111	EXPRESS 125 PENDANT | 3F | QR-LP111
Ref.	See table	See table	See table
Lamp + fitting	QR-LP111 | G5.3	QR-LP111 | G5.3	QR-LP111 | G5.3
	Max. 50 W | IP20 | ~ 230 V | ⏚ | ▼	Max. 50 W | IP20 | ~ 230 V | ⏚ | ▼	Max. 50 W | IP20 | ~ 230 V | ⏚ | ▼
Control gear	Transformer (Integrated)	Transformer (Integrated)	Transformer (Integrated)
Materials	Aluminium	Aluminium	Aluminium
Cut-out		Ø 64 mm x 60 mm	
Finish	See table	See table	See table
	CE	CE	CE
KG	1.750 g	1.675 g	1.650 g

Name	EXPRESS 125 PENDANT | ROUND BASE | HIR-CE111	EXPRESS 125 PENDANT | TORSION | HIR-CE111	EXPRESS 125 PENDANT | 3F | HIR-CE111
Ref.	See table	See table	See table
Lamp + fitting	HIR-CE111 | GX8,5	HIR-CE111 | GX8,5	HIR-CE111 | GX8,5
	35W | IP20 | ~ 230 V | ⏚ | ▼	35W | IP20 | ~ 230 V | ⏚ | ▼	35W | IP20 | ~ 230 V | ⏚ | ▼
Control gear	Ballast (Integrated)	Ballast (Integrated)	Ballast (Integrated)
Materials	Aluminium	Aluminium	Aluminium
Cut-out		Ø 64 mm x 60 mm	
Finish	See table	See table	See table
	CE	CE	CE
KG	1.900 g	1.825 g	1.800 g

Name	EXPRESS 125 PENDANT | ROUND BASE | HIR-CE111	EXPRESS 125 PENDANT | TORSION | HIR-CE111	EXPRESS 125 PENDANT | 3F | HIR-CE111
Ref.	See table	See table	See table
Lamp + fitting	HIR-CE111 | GX8,5	HIR-CE111 | GX8,5	HIR-CE111 | GX8,5
	70W | IP20 | ~ 230 V | ⏚ | ▼	70W | IP20 | ~ 230 V | ⏚ | ▼	70W | IP20 | ~ 230 V | ⏚ | ▼
Control gear	Ballast (Integrated)	Ballast (Integrated)	Ballast (Integrated)
Materials	Aluminium	Aluminium	Aluminium
Cut-out		Ø 64 mm x 60 mm	
Finish	See table	See table	See table
	CE	CE	CE
KG	1.900 g	1.825 g	1.800 g

EXPRESS 125 PENDANT I QR-LP111 I HIR-CE111

	MODEL	LAMP TYPE	FINISH TUBE
Express 125 Pendant = 300	70 = Torsion - IP20 71 = Round base - IP20 72 = 3F - IP20	5 = QR-LP111 6 = HIR-CE111	1 = Matt White Textured 2 = Black Anodised 3 = Bronze Anodised 4 = Gold Anodised
			Custom colours on demand Scan or click QR-code

For example :

300 (EXPRESS 125 PENDANT)	70 (Torsion - IP20)	6 (HIR-CE111)	1 (Matt White Textured)

3007061 EXPRESS 125 PENDANT • Torsion - IP20 • HIR-CE111 • Torsion ceiling plate: Matt White Textured • Alimentation fabric wire: White Finish Tube: Matt White Textured • Ballast (Integrated)

© 100%LIGHT - Fixtures: EXPRESS 60 ON - Halogen - Black Anodised

EXPRESS 60 ON

EXPRESS 100 ON

EXPRESS ON

The EXPRESS ON range is renowned for its unique cylindrical appearance and pure minimalistic design.

The EXPRESS ON range comprises Ø 60 mm and Ø 100 mm and covers a wide choice of light sources including halogen, LED and even discharge lamps. The countless colour combinations include Matt White Textured, Black Anodised, Bronze Anodised and Gold Anodised.

The EXPRESS ON, a surface mounted fixture, is equally suited to domestic or retail projects, designed to light up and highlight, adding value to the design statement of its environment.

LEDS & LED FIXTURES 5 YEARS WARRANTY

© 100%LIGHT - Fixtures : EXPRESS 60 ON - LED - Tubes: Matt White Textured + Cones: Gold Anodised / Matt White Textured / Black Anodised



LED | CRI ≥ 90

ACCESSORY (IP20 ONLY)

Ref. 3316050AS (assembled)
HONEYCOMB Ø 50 mm

Ref. 3316150AS (LED ONLY)
CORRECTION FILTER Ø 50 mm

EXPRESS 60 ON

LED I IP20 & IP44

EXPRESS 60 ON I LED I IP20 & IP44

	MODEL	BEAM - LED*	LED COLOUR*	1 FINISH TUBE	2 FINISH CONE	DRIVERS (LED serial connection)
EXPRESS 60 ON = 300	81 = IP20 82 = Torsion - IP20 83 = Leaf concrete - IP20 85 = IP44 clear 86 = Torsion - IP44 clear 87 = Leaf concrete - IP44 clear	6 = 20° - G1 7 = 28° - G1 8 = 25° - G2 9 = 34° - G2	1 = 4000 K 2 = 3000 K 3 = 2700 K	1 = Matt White Textured 2 = Black Anodised 3 = Bronze Anodised 4 = Gold Anodised	1 = Matt White Textured 2 = Black Anodised 3 = Bronze Anodised 4 = Gold Anodised	0 = Excl. Driver (max. 350 mA DC) 1 = Incl. Driver 350 mA DC 2 = Incl. Dim. Driver 350 mA DC (PUSH DIM) 3 = Incl. Dim. Driver 350 mA DC (PHASE CUT) 4 = Incl. Dim. Driver 350 mA DC (1-10V) 5 = Incl. Dim. Driver 350 mA DC (DALI)
		For latest LED technologies Scan or click QR-code		Custom colours on demand Scan or click QR-code		Info drivers or scan / click QR-code CONCRETE KIT Remote driver
For example : 300 (EXPRESS 60 ON)	81 (IP20)	6 (20°- G1)	2 (3000 K)	1 (Matt White Textured)	1 (Matt White Textured)	3 (Incl. Dim. Driver 350 mA DC (PHASE CUT))

3008162113 EXPRESS 60 ON - IP20 • LED G1 - CRI 90 - 9,3 W • 3000 K - Beam 20° • Housing: Matt White Textured • Cone: Matt White Textured • Incl. Dim. Driver 350 mA DC (PHASE CUT)

***G1 = 9,3W - 948 lm - 4000 K | 9,3W - 845 lm - 3000 K | 9,3W - 809 lm - 2700 K**
***G2 = 11W - 1219 lm - 4000 K | 11W - 1079 lm - 3000 K | 11W - 1065 lm - 2700 K**

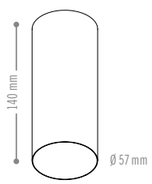

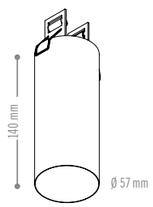

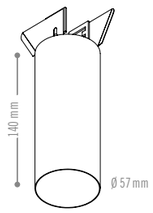

Name	EXPRESS 60 ON I LED	EXPRESS 60 ON I TORSION I LED	EXPRESS 60 ON I LEAF CONCRETE I LED
Ref.	See table	See table	See table
Lamp + fitting	LED I CRI ≥90	LED I CRI ≥90	LED I CRI ≥ 90
	G1 I 9,3W I 350 mA DC I IP20 I ◈ I ▼	G1 I 9,3W I 350 mA DC I IP20 I ◈ I ▼	G1 I 9,3W I 350 mA DC I IP20 I ◈ I ▼
	G2 I 11W I 350 mA DC I IP20 I ◈ I ▼	G2 I 11W I 350 mA DC I IP20 I ◈ I ▼	G2 I 11W I 350 mA DC I IP20 I ◈ I ▼
Control gear	Driver max. 350 mA DC (Excl. or incl.)	Driver max. 350 mA DC (Excl. or incl.)	Driver max. 350 mA DC (Excl. or incl.)
Cut-out plasterboard		Ø 50 mm x 60 mm	
Cut-out concrete			Ø 50 mm x 60 mm
Materials	Aluminium	Aluminium	Aluminium
Finish	See table	See table	See Table
	CE	CE	CE
KG	300 g	325 g	325 g

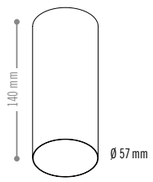

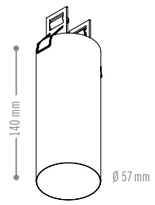

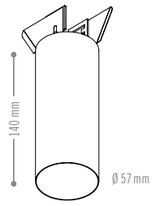

Name	EXPRESS 60 ON I LED I IP44 CLEAR	EXPRESS 60 ON I TORSION I LED I IP44 CLEAR	EXPRESS 60 ON I LEAF CONCRETE I LED I IP44 CLEAR
Ref.	See table	See table	See table
Lamp + fitting	LED I CRI ≥90	LED I CRI ≥90	LED I CRI ≥ 90
	G1 I 9,3W I 350 mA DC I IP44 I ◈ I ▼	G1 I 9,3W I 350 mA DC I IP44 I ◈ I ▼	G1 I 9,3W I 350 mA DC I IP44 I ◈ I ▼
	G2 I 11W I 350 mA DC I IP44 I ◈ I ▼	G2 I 11W I 350 mA DC I IP44 I ◈ I ▼	G2 I 11W I 350 mA DC I IP44 I ◈ I ▼
Control gear	Driver max. 350 mA DC (Excl. or incl.)	Driver max. 350 mA DC (Excl. or incl.)	Driver max. 350 mA DC (Excl. or incl.)
Cut-out plasterboard		Ø 50 mm x 60 mm	
Cut-out concrete			Ø 50 mm x 60 mm
Materials	Aluminium	Aluminium	Aluminium
Finish	See table	See table	See Table
	CE	CE	CE
KG	325 g	350 g	350 g

© 100%LIGHT - Fixtures : EXPRESS 60 ON - Halogen - Matt White Textured

QPAR51 | GU10

COMPATIBILITY RETROFIT LAMPS

Scan or click QR-code

ACCESSORY (IP20 ONLY)

Ref. 3316050
HONEYCOMB Ø 50 mm

Ref. 3316150 (LED ONLY)
CORRECTION FILTER Ø 50 mm

EXPRESS 60 ON

GU10 I IP20 & IP44

EXPRESS 60 ON I GU10

	MODEL	LAMP TYPE	1 FINISH TUBE	2 FINISH CONE
EXPRESS 60 ON = 300	01 = IP20 02 = Torsion - IP20 03 = Leaf concrete - IP20 04 = IP44 - clear 05 = Torsion - IP44 - clear 06 = Leaf concrete - IP44 - clear	1 = GU10	1 = Matt White Textured 2 = Black Anodised 3 = Bronze Anodised 4 = Gold Anodised Custom colours on demand Scan or click QR-code	1 = Matt White Textured 2 = Black Anodised 3 = Bronze Anodised 4 = Gold Anodised
For example :				
300 (EXPRESS 60 ON)	03 (Leaf concrete - IP20)	1 (GU10)	2 (Black Anodised)	1 (Matt White Textured)
30003121	EXPRESS 60 ON • Leaf concrete - IP20 • GU10 • Tube: Black Anodised • Cone: Matt White Textured			

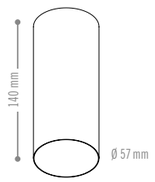

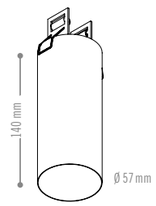

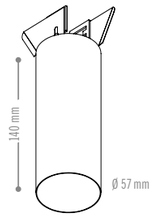

Name	EXPRESS 60 ON I GU10	EXPRESS 60 ON I TORSION I GU10	EXPRESS 60 ON I LEAF CONCRETE I GU10
Ref.	See table	See table	See table
Lamp + fitting	QPAR51 I GU10 Max. 50 W I IP20 or IP44 I ~ 230 V I ⏚ I	QPAR51 I GU10 Max. 50 W I IP20 or IP44 I ~ 230 V I ⏚ I	QPAR51 I GU10 Max. 50 W I IP20 or IP44 I ~ 230 V I ⏚ I
Cut-out plasterboard		Ø 50 mm x 60 mm	
Cut-out concrete			Ø 50 mm x 60 mm
Materials	Aluminium	Aluminium	Aluminium
Finish	See table	See table	See table
	CE	CE	CE
	275 g	300 g	300 g

EXPRESS 60 ON

QR-C51 I IP20 & IP44

QR-C51 I GX5,3

COMPATIBILITY RETROFIT LAMPS

Scan or click QR-code

ACCESSORY (IP20 ONLY)

Ref. 3316050
HONEYCOMB Ø 50 mm

Ref. 3316150 (LED ONLY)
CORRECTION FILTER Ø 50 mm

Transformers see page 464

© 100%LIGHT - Fixtures. EXPRESS 60 ON - Halogen - Tubes : Gold Anodised / Matt White Textured / Black Anodised + Cones: Gold Anodised

EXPRESS 60 ON I QR-C51

	MODEL	LAMP TYPE	1 FINISH TUBE	2 FINISH CONE
EXPRESS 60 ON = 300	01 = IP20 02 = Torsion - IP20 03 = Leaf concrete - IP20 04 = IP44 - clear 05 = Torsion - IP44 - clear 06 = Leaf concrete - IP44 - clear	2 = QR-C51	1 = Matt White Textured 2 = Black Anodised 3 = Bronze Anodised 4 = Gold Anodised	1 = Matt White Textured 2 = Black Anodised 3 = Bronze Anodised 4 = Gold Anodised
			Custom colours on demand Scan or click QR-code	



For example :

300 (EXPRESS 60 ON)	**03** (Leaf concrete - IP20)	**2** (QR-C51)	**2** (Black Anodised)	**1** (Matt White Textured)

30003221 EXPRESS 60 ON • Leaf concrete - IP20 • QR-C51 • Tube: Black Anodised • Cone: Matt White Textured

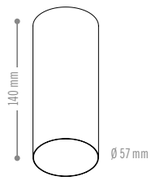

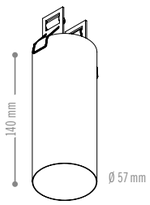

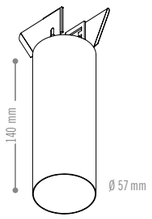

Name	**EXPRESS 60 ON I QR-C51**	**EXPRESS 60 ON I TORSION I QR-C51**	**EXPRESS 60 ON I LEAF CONCRETE I QR-C51**
Ref.	**See table**	**See table**	**See table**
Lamp + fitting	QR-C51 I GX5,3 I coolfit	QR-C51 I GX5,3 I coolfit	QR-C51 I GX5,3 I coolfit
	Max. 50 W I IP20 I 12 V I	Max. 50 W I IP20 I 12 V I	Max. 50 W I IP20 I 12 V I
Control gear	Transformer (Excl.)	Transformer (Excl.)	Transformer (Excl.)
Cut-out plasterboard		Ø 50 mm x 60 mm	
Cut-out concrete			Ø 50 mm x 60 mm
Materials	Aluminium	Aluminium	Aluminium
Finish	See table	See table	See table
	CE	CE	CE
	250 g	275 g	275 g

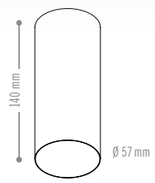

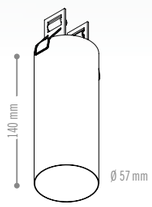

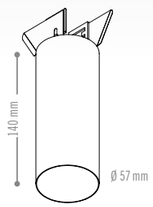

Name	**EXPRESS 60 ON I QR-C51 I IP44**	**EXPRESS 60 ON I TORSION I QR-C51 I IP44**	**EXPRESS 60 ON I LEAF CONCRETE I QR-C51 I IP44**
Ref.	**See table**	**See table**	**See table**
Lamp + fitting	QR-C51 I GX5,3 I coolfit	QR-C51 I GX5,3 I coolfit	QR-C51 I GX5,3 I coolfit
	Max. 50 W I IP44 I 12 V I	Max. 50 W I IP44 I 12 V I	Max. 50 W I IP44 I 12 V I
Control gear	Transformer (Excl.)	Transformer (Excl.)	Transformer (Excl.)
Cut-out plasterboard		Ø 50 mm x 60 mm	
Cut-out concrete			Ø 50 mm x 60 mm
Materials	Aluminium	Aluminium	Aluminium
Finish	See table	See table	See table
	CE	CE	CE
	275 g	300 g	300 g

EXPRESS 100 ON
LED

LED | CRI ≥ 90

ACCESSORY (IP20 ONLY)

Ref. 3316200AS (assembled)
3316200
HONEYCOMB Ø 70 mm

Ref. 3316250AS (assembled)
3316250
CORRECTION FILTER Ø 70 mm

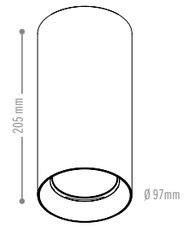

Name	**EXPRESS 100 ON | LED**
Ref.	**See table**
Lamp + fitting	LED | CRI ≥90
	G2 | 14,8 W | IP20 | ~230 V | ⏚ | ▼
	G2 | 23,4 W | 700 mA DC | IP20 | ◈ | ▼
Control gear	Driver 450 mA DC Integrated - Driver max. 700 mA DC (Excl. or Incl.)
Materials	Aluminium
Finish	See table
	CE
	Excl. Driver 900 g | Incl. Driver 1.100 g

EXPRESS 100 ON | LED

	BEAM - LED*	LED COLOUR*	1 FINISH TUBE	2 FINISH CONE	DRIVERS (LED serial connection)
EXPRESS 100 ON = 300	93 = 15° - G2 94 = 36° - G2 95 = 51° - G2	1 = 4000 K 2 = 3000 K 3 = 2700 K	1 = Matt White Textured 2 = Black Anodised 3 = Bronze Anodised 4 = Gold Anodised	1 = Matt White Textured 2 = Black Anodised 3 = Bronze Anodised 4 = Gold Anodised	0 = Excl. Driver (max. 700mA DC) 1 = Incl. Driver 700 mA DC 2 = Driver 450 mA DC (Integrated) 3 = Dim. Driver 450 mA DC (1-10 V) (Integrated) 4 = Incl. Dim. Driver 700 mA DC (1-10 V) 5 = Incl. Dim. Driver 700 mA DC (DALI)
	For latest LED technologies Scan or click QR-code		Custom colours on demand Scan or click QR-code		Info drivers or scan / click QR-code
For example :					
300 (EXPRESS 100 ON)	**93** (15° - G2)	**1** (4000 K)	**1** (Matt White Textured)	**3** (Bronze Anodised)	**4** (Incl. Dim. Driver 700 mA DC (1-10V)

300931134 EXPRESS 100 ON - IP20 • LED G2 - CRI 90 - 23,4 W • 4000 K - Beam 15° • Tube: Matt White Textured • Cone: Bronze Anodised • Incl. Dim. Driver 700 mA DC (1-10V)

***G2 on 450 mA = 14,8 W - 1505 lm - 4000 K | 14,8 W - 1322 lm - 3000 K | 14,8 W - 1315 lm - 2700 K**
***G2 on 700 mA = 23,4 W - 2224 lm - 4000 K | 23,4 W - 1969 lm - 3000 K | 23,4 W - 1943 lm - 2700 K**

EXPRESS 100 ON

QR-LP70

QR-LP70 | Ba15d

Transformers see page 464

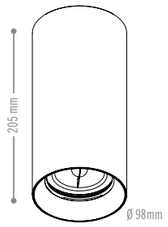

Name	**EXPRESS 100 ON | QR-LP70**
Ref.	**See table**
Lamp + fitting	QR-LP70 | Ba15d
	50W | IP20 | ~ 230 V | ⏚ | ▼
Control gear	Transformer (Integrated)
Materials	Aluminium
Finish	See table
	CE
	950 g



EXPRESS 100 ON | QR-LP70

	MODEL	LAMP TYPE	1 FINISH TUBE	2 FINISH CONE
EXPRESS 100 ON = 300	**96 = IP20**	**3 = QR-LP70**	**1 = Matt White Textured** **2 = Black Anodised** **3 = Bronze Anodised** **4 = Gold Anodised**	**1 = Matt White Textured** **2 = Black Anodised** **3 = Bronze Anodised** **4 = Gold Anodised**
			Custom colours on demand Scan or click QR-code	
For example :				
300 (EXPRESS 100 ON)	**96** (IP20)	**3** (QR-LP70)	**1** (Matt White Textured)	**4** (Gold Anodised)

30096314 EXPRESS 100 ON • IP20 • QR-LP70 • Tube: Matt White Textured • Cone: Gold Anodised • Transformer (Integrated)

© 100%LIGHT - Fixture: EXPRESS 100 ON - Halogen - Tube: Black Anodised + Cone: Gold Anodised

© 100%LIGHT - Fixtures: B-ART+ - Torsion - Halogen - Matt Black Textured

B-ART

B-ART+

B-ART

This indoor fixture consists of a rectangular beam or square base with a semi-circular adjustable stirrup arrangement mounted at a 90° angle providing the support for the moveable lamp ring for QR-LP111 lamps. The stirrup allows a swivel movement of up to 350° and the lamp ring can tilt to 35°, allowing accurate positioning of the light source.

B-ART & B-ART+ can be fixed directly to the wall or ceiling and comes in a variety of lengths. Use it either for accent or mood lighting, or as general lighting. This makes it ideal for creating harmonious interior lighting.

B-ART is available in Matt White Textured, Matt Black Textured and Matt Grey Textured or in Bronze Anodised and Brushed Aluminium finishes.

The transformer is integrated and the range can be used with currently available LED and QR-LP111 lamps.

LEDS & LED FIXTURES 5 YEARS WARRANTY

© 100%LIGHT - Fixture: B-ART - Round base - LED - Honeycomb - Matt White Textured

LED | CRI ≥ 90

ACCESSORY

Ref. 3316050AS (assembled)
HONEYCOMB Ø 50 mm

Ref. 3316150AS (assembled)
(LED - ONLY with honeycomb)
CORRECTION FILTER Ø 50 mm

B-ART
LED

B-ART I LED

	MODEL	BEAM & LED*	LED COLOUR*	FINISH	DRIVERS (LED serial connection)
B-ART: 331	1 = Bullet Hole 60 0° - IP20 2 = Torsion - IP20 3 = On wood - IP20 4 = Base four square - IP20 5 = 3F - IP20 6 = Round base - IP20 7 = M10 - IP20	3 = 25° - G2 4 = 34° - G2 5 = 46° - G2	1 = 4000 K 2 = 3000 K 3 = 2700 K	1 = Matt White Textured 2 = Matt Black Textured 3 = Matt grey Textured 4 = Bronze Anodised 5 = Brushed Aluminium Anodised Heatsink Black Anodised (for all finishes)	0 = Excl. Driver (max. 700mA DC) 1 = Incl. Driver 350 mA DC** or *** 2 = Incl. Dim. Driver 350 mA DC (PUSH DIM) 3 = Incl. Dim. Driver 350 mA DC (PHASE CUT)*** 4 = Incl. Dim. Driver 350 mA DC (1-10V) 5 = Incl. Dim. Driver 350 mA DC (DALI) 6 = Incl. Driver 700 mA DC 7 = Incl. Dim. Driver 700 mA DC (PUSH DIM) 8 = Incl. Dim. Driver 700 mA DC (PHASE CUT) 9 = Incl. Dim. Driver 700 mA DC (1-10V) 10 = Incl. Dim. Driver 700 mA DC (DALI)
		For latest LED technologies Scan or click QR-code		Custom colours on demand Scan or click QR-code	Info drivers or scan / click QR-code CONCRETE KIT Remote driver
For example :					
331 (B-ART)	2 (Torsion - IP20)	3 (25°- G2)	2 (3000 K)	4 (Bronze Anodised)	3 (Incl. Dim. Driver 350 mA DC (PHASE CUT))

33123243 B-ART - Torsion - IP20 • LED G2 - CRI 90 - 11 W • 3000 K - Beam 25° • Bronze anodised • Incl. Dim. Driver 350mA DC (PHASE CUT)

***G2 on 350 mA = 11 W - 1219 lm - 4000 K | 11 W - 1079 lm - 3000 K | 11 W - 1065 lm - 2700 K**
***G2 on 700 mA = 23,4 W - 2224 lm - 4000 K | 23,4 W - 1969 lm - 3000 K | 23,4 W - 1943 lm - 2700 K**

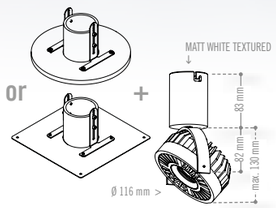

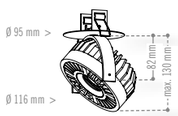

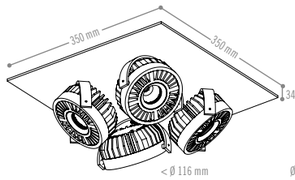

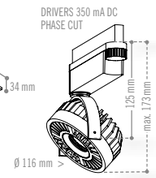

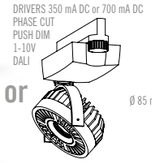

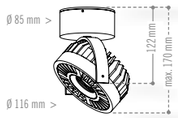

Name	B-ART + BULLET HOLE 60 0° | LED	B-ART | TORSION | LED	B-ART | ON WOOD | LED	B-ART | BASE FOUR SQUARE | LED	B-ART | 3F | LED	B-ART | ROUND BASE | LED	B-ART | M10 | LED
Ref.	See table	See table	See table	See table	See table	See table	See table
Ref. Bullet Hole Kit	126250 (plasterboard) 126390 (Concrete)						
Lamp + fitting	LED | CRI ≥ 90 G2 | 11 W | 350 mA DC | IP20 | G2 | 23,4 W | 700mA DC | IP20 |	LED | CRI ≥ 90 G2 | 11 W | 350 mA DC | IP20 | G2 | 23,4 W | 700mA DC | IP20 |	LED | CRI ≥ 90 G2 | 11 W | 350 mA DC | IP20 | G2 | 23,4 W | 700mA DC | IP20 |	LED | CRI ≥ 90 G2 | 11 W | 350 mA DC | IP20 | G2 | 23,4 W | 700mA DC | IP20 |	LED | CRI ≥ 90 G2 | 11 W | 350 mA DC | IP20 | G2 | 23,4 W | 700mA DC | IP20 |	LED | CRI ≥ 90 G2 | 11 W | 350 mA DC | IP20 | G2 | 23,4 W | 700mA DC | IP20 |	LED | CRI ≥ 90 G2 | 11 W | 350 mA DC | IP20 | G2 | 23,4 W | 700mA DC | IP20 |
Control gear	Driver 350 mA DC or 700 mA DC (Excl. or Incl.)	Driver 350 mA DC or 700 mA DC (Excl. or Incl.)	Driver 350 mA DC or 700 mA DC (Excl. or Incl.)	Driver 350 mA DC or 700 mA DC (Excl. or Incl. or Integrated***)	Driver 350 mA DC or 700 mA DC (Excl. or Integrated)	Driver 350 mA DC or 700 mA DC (Excl. or Incl. or Integrated**)	Driver 350 mA DC or 700 mA DC (Excl. or Incl.)
Orientation	180° | 350°	180° | 350°	180° | 350°	180° | 350°	180° | 350°	180° | 350°	180° | 350°
Materials	Aluminium	Aluminium	Aluminium	Aluminium	Aluminium	Aluminium	Aluminium
Cut-out plasterboard	Ø 200 x 115 mm	Ø 64 x 60 mm					
Cut-out concrete	Ø 80 x 115 mm						
Finish	See table	See table	See table	See table	See table	See table	See table
	CE	CE	CE	CE	CE	CE	CE
KG	625 g plasterboard | 375 g concrete + Module : 975 g	850 g	800 g	4.900 g	1.000 g	1.000 g	750 g

B-ART
QR-LP111

QR-LP111 | G53

COMPATIBILITY RETROFIT LAMPS
Scan or click QR-code

Transformers see page 464
Concrete > Remote Transformer

© 100%LIGHT - Fixture: B-ART - T2 - Halogen - Matt White Textured

B-ART I QR-LP111

	MODEL	LAMP TYPE	FINISH
B-ART = 331	1= Torsion - IP20 2 = Leaf concrete - IP20 3 = On wood - IP20 4 = Base four square - IP20 5 = 3F-Ti - IP20 6 = Round base - IP20 7 = Bullet Hole 60 0° - IP20 8 = M10 - IP20	1 = QR-LP111	1 = Matt White Textured 2 = Matt Black Textured 3 = Matt Grey Textured 4 = Bronze Anodised 5 = Brushed Aluminium Anodised Custom colours on demand Scan or click QR-code
For example :			
331 (B-ART)	**2** (Leaf concrete - IP20)	**1** (QR-LP111)	**1** (Matt White Textured)

331211 B-ART - Leaf Concrete - IP20 • QR-LP111 • Matt White Textured • Transformer (Excl.)

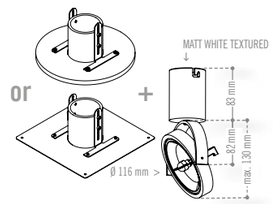

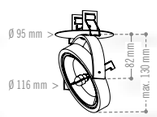

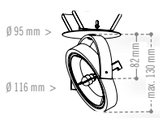

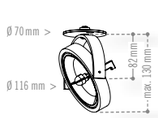

Name	B-ART + BULLET HOLE 60 0° I QR-LP111	B-ART TORSION I QR-LP111	B-ART I LEAF CONCRETE I QR-LP111	B-ART I ON WOOD I QR-LP111
Ref.	See table	See table	See table	See table
Ref. Bullet Hole Kit	126250 (plasterboard) 126390 (Concrete)			
Lamp + fitting	QR-LP111 I G53 Max. 50 W I IP20 I 12 V I	QR-LP111 I G53 Max. 50 W I IP20 I 12 V I	QR-LP111 I G53 Max. 50 W I IP20 I 12 V I	QR-LP111 I G53 Max. 50 W I IP20 I 12 V I
Control gear	Transformer (Excl.)	Transformer (Excl.)	Transformer (Excl.)	Transformer (Excl.)
Cut-out Plasterboard	Ø 200 x 115 mm	Ø 64 mm x 60 mm		
Cut-out Concrete	Ø 80 x 115 mm		Ø 64 mm x 60 mm	
Orientation	180° I 350°	180° I 350°	180° I 350°	180° I 350°
Materials	Aluminium	Aluminium	Aluminium	Aluminium
Finish	See table	See table	See table	See table
	CE	CE	CE	CE
	625 g plasterb. I 375 g concret. + Module: 375 g	250 g	250 g	200 g

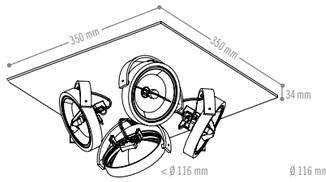

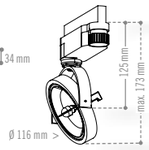

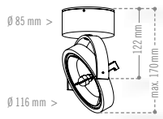

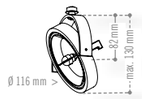

Name	B-ART I BASE FOUR SQUARE I QR-LP111	B-ART I 3F-Ti I QR-LP111	B-ART I ROUND BASE I QR-LP111	B-ART I M10 I QR-LP111
Ref.	See table	See table	See table	See table
Ref. Bullet Hole Kit				
Lamp + fitting	QR-LP111 I G53 Max. 50 W I IP20 I ~230 V I	QR-LP111 I G53 Max. 50 W I IP20 I ~230 V I	QR-LP111 I G53 Max. 50 W I IP20 I ~230 V I	QR-LP111 I G53 Max. 50 W I IP20 I 12 V I
Control gear	Transformer (Integrated)	Transformer (Integrated)	Transformer (Integrated)	Transformer (Excl.)
Cut-out Plasterboard				
Cut-out Concrete				
Orientation	180° I 350°	180° I 350°	180° I 350°	180° I 350°
Materials	Aluminium	Aluminium	Aluminium	Aluminium
Finish	See table	See table	See table	See table
	CE	CE	CE	CE
	2.500 g	350 g	350 g	150 g

B-ART | B-ART+

custom lengths on demand

LED | CRI ≥ 90

QR-LP111 | G53

Drivers see page 462

Transformers see page 464

ACCESSORY (LED ONLY)

Ref. 3316050AS (assembled)
HONEYCOMB Ø 50 mm

Ref. 3316150AS (assembled)
(LED - ONLY with honeycomb)
CORRECTION FILTER Ø 50 mm

Name	**BASE**
Ref.	**305030WHT**
	305030BLT
	305030BRA
	305030GOA
	305030ALT
Control gear	On demand
Length	Max. length in one part ~ 6.000 mm
Materials	Aluminium
Finish	Matt White Textured (WHT) | Matt Black Textured (BLT) | Bronze Anodised (BRA) Gold Anodised(GOA) | Matt Alu Grey Textured (ALT)
	CE
	1.100 g / m

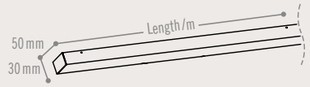

B-ART I B-ART+ I CUSTOM LENGTHS ON DEMAND

Control gears on demand, integrated in fixture when possible.

Choose B-ART and positions on Base

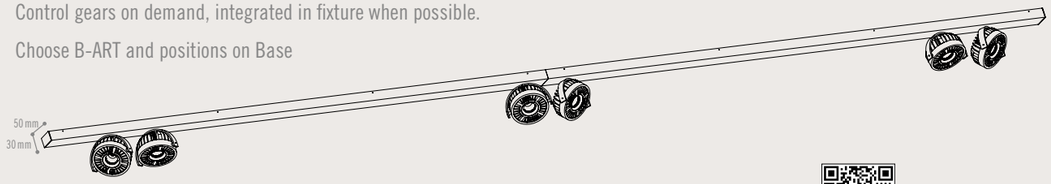

Order Info Custom lengths
Scan or click QR-code

Name	**B-ART | M10 | LED**
Ref.	**See table page 261**
Lamp + fitting	LED | CRI ≥90
	G2 | 11 W | 350 mA DC | IP20 | ⏚ | ▼
Control gear	Driver 350 mA DC (Excl.)
Orientation	180° | 350°
Materials	Aluminium
Finish	See table page 261
	CE
	750 g

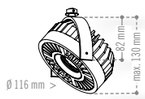

	B-ART | M10 | LED
	See table page 261
	LED | CRI ≥90
	G2 | 23,4 W | 700mA DC | IP20 | ⏚ | ▼
	Driver 700 mA DC (Excl.)
	180° | 350°
	Aluminium
	See table page 261
	CE
	750 g

Name	**B-ART | M10 | QR-LP111**
Ref.	**See table page 262**
Lamp + fitting	QR-LP111 | G53
	Max. 50 W | IP20 | 12 V | ⏚ | ▼
Control gear	Transformer (Excl.)
Orientation	180° | 350°
Materials	Aluminium
Finish	See table page 262
	CE
	150 g

	B-ART+ | M10 | QR-LP111
	See table page 271
	QR-LP111 | G53
	Max. 50 W | IP20 | 12 V | ⏚ | ▼
	Transformer (Excl.)
	180° | 350°
	Aluminium
	See table page 271
	CE
	200 g

© 100%LIGHT - Fixtures : B-ART - T2 - Halogen - Matt White Textured

QR-LP111 | G53

COMPATIBILITY RETROFIT LAMPS

Scan or click QR-code

Transformers see page 464
Concrete > Remote Transformer

B-ART
bases
QR-LP111

B-ART I BASES I QR-LP111

Custom lengths on demand

	MODEL	LAMP TYPE	FINISH
B-ART = 331	10 = T1 - IP20 11 = T2 - IP20 12 = T3 - IP20 13 = T4 - IP20 14 = T4 - 2+2 - IP20 15 = T5 - IP20	1 = QR-LP111	1 = Matt White Textured 2 = Matt Black Textured 3 = Matt Grey Textured 4 = Bronze Anodised 5 = Brushed Aluminium Anodised

Custom colours on demand Scan or click QR-code

For example :

331 (B-ART)	12 (T3 - IP20)	1 (QR-LP111)	4 (Bronze Anodised)

3311214 B-ART - T3 - IP20 • QR-LP111 • Bronze Anodised • Transformer (Integrated)

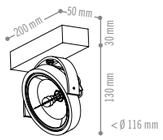

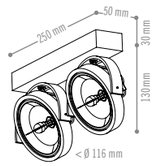

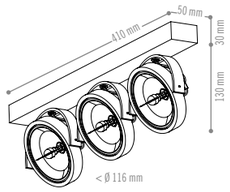

Name	B-ART I T1 I QR-LP111	B-ART I T2 I QR-LP111	B-ART I T3 I QR-LP111
Ref.	See table	See table	See table
Lamp + fitting	QR-LP111 I G53	QR-LP111 I G53	QR-LP111 I G53
	Max. 50 W I IP20 I ~230 V I ⏚ I ▼	Max. 50 W I IP20 I ~230 V I ⏚ I ▼	Max. 50 W I IP20 I ~230 V I ⏚ I ▼
Control gear	Transformer (Integrated)	Transformer (Integrated)	Transformer (Integrated)
Orientation	180° I 350°	180° I 350°	180° I 350°
Materials	Aluminium	Aluminium	Aluminium
Finish	See table	See table	See table
	CE	CE	CE
	650 g	775 g	1.150 g

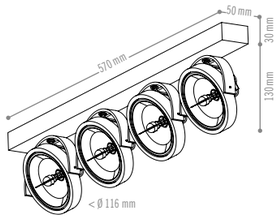

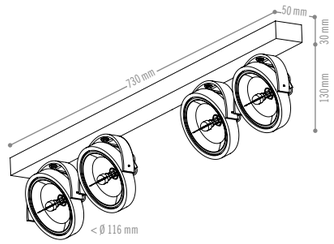

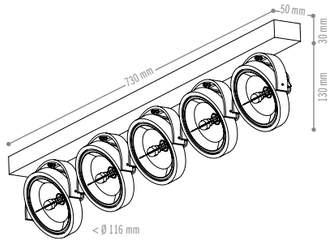

B-ART I T4 I QR-LP111	B-ART I T4 - 2+2 I QR-LP111	B-ART I T5 I QR-LP111
See table	See table	See table
QR-LP111 I G53	QR-LP111 I G53	QR-LP111 I G53
Max. 50 W I IP20 I ~230 V I ⏚ I ▼	Max. 50 W I IP20 I ~230 V I ⏚ I ▼	Max. 50 W I IP20 I ~230 V I ⏚ I ▼
Transformer (Integrated)	Transformer (Integrated)	Transformer (Integrated)
180° I 350°	180° I 350°	180° I 350°
Aluminium	Aluminium	Aluminium
See table	See table	See table
CE	CE	CE
1.500 g	1.600 g	1.750 g

© 100%LIGHT - Fixtures: B-ART - Torsion - Halogen - Matt White Textured

B-ART+
QR-LP111

QR-LP111 | G53

COMPATIBILITY RETROFIT LAMPS
Scan or click QR-code

Transformers see page 464
Concrete > Remote Transformer

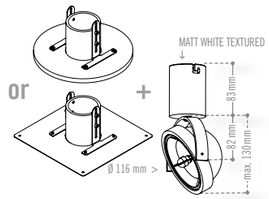

Name	B-ART + BULLET HOLE 60 0° | QR-LP111	B-ART+ | TORSION | QR-LP111	B-ART+ | LEAF CONCRETE | QR-LP111	B-ART+ | ON WOOD | QR-LP111
Ref.	See table	See table	See table	See table
Ref. Bullet Hole Kit	126250 (plasterboard) 126390 (Concrete)			
Lamp + fitting	QR-LP111 | G53	QR-LP111 | G53	QR-LP111 | G53	QR-LP111 | G53
	Max. 50 W | IP20 | 12 V |	Max. 50 W | IP20 | 12 V |	Max. 50 W | IP20 | 12 V |	Max. 50 W | IP20 | 12 V |
Control gear	Transformer (Excl.)	Transformer (Excl.)	Transformer (Excl.)	Transformer (Excl.)
Cut-out Plasterboard	Ø 200 x 115 mm	Ø 64 mm x 60 mm		
Cut-out Concrete	Ø 80 x 115 mm		Ø 64 mm x 60 mm	
Orientation	180° | 350°	180° | 350°	180° | 350°	180° | 350°
Materials	Aluminium	Aluminium	Aluminium	Aluminium
Finish	See table	See table	See table	See table
	CE	CE	CE	CE
	625 g plasterb. | 375 g concr. + Module: 425 g	300 g	300 g	250 g

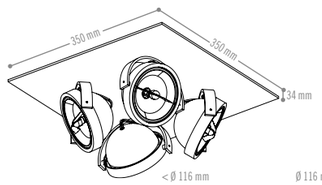

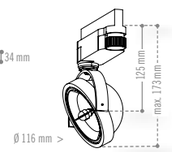

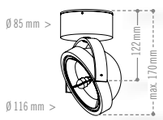

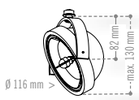

Name	B-ART+ | BASE FOUR SQUARE | QR-LP111	B-ART+ | 3F-TI | QR-LP111	B-ART+ | ROUND BASE | QR-LP111	B-ART+ | M10 | QR-LP111
Ref.	See table	See table	See table	See table
Lamp + fitting	QR-LP111 | G53	QR-LP111 | G53	QR-LP111 | G53	QR-LP111 | G53
	Max. 50 W | IP20 | ~230 V |	Max. 50 W | IP20 | ~230 V |	Max. 50 W | IP20 | ~230 V |	Max. 50 W | IP20 | 12 V |
Control gear	Transformer (Integrated)	Transformer (Integrated)	Transformer (Integrated)	Transformer (Excl.)
Orientation	180° | 350°	180° | 350°	180° | 350°	180° | 350°
Materials	Aluminium	Aluminium	Aluminium	Aluminium
Finish	See table	See table	See table	See table
	CE	CE	CE	CE
	2.700 g	400 g	400 g	200 g

© 100%LIGHT - Fixtures: B-ART+ Torsion - Halogen - Matt White Textured

B-ART+ | QR-LP111

	MODEL	LAMP TYPE	FINISH
B-ART+ = 331	1 = Torsion - IP20 2 = Leaf concrete - IP20 3 = On wood - IP20 4 = Base four square - IP20 5 = 3F-Ti - IP20 6 = Round base - IP20 7 = Bullet Hole 60 0° - IP20 8 = M10	2 = QR-LP111	1 = Matt White Textured 2 = Matt Black Textured 3 = Matt Grey Textured 4 = Bronze Anodised 5 = Brushed Aluminium Anodised
For example : 331 (B-ART+)	2 (Leaf concrete - IP20)	2 (QR-LP111)	1 (Matt White Textured)

Custom colours on demand
Scan or click QR-code

331221 B-ART+ - Leaf concrete - IP20 • QR-LP111 • Matt White Textured • Transformer (Excl.)

B-ART+

bases
QR-LP111

QR-LP111 | G53

COMPATIBILITY RETROFIT LAMPS
Scan or click QR-code

Transformers see page 464
Concrete > Remote Transformer

© 100%LIGHT - Fixture: B-ART+ - Halogen - Bronze Anodised

B-ART+ I BASES I QR-LP111

Custom lengths on demand

	MODEL	LAMP TYPE	FINISH
B-ART+ = 331	10 = T1 - IP20 11 = T2 - IP20 12 = T3 - IP20 13 = T4 - IP20 14 = T4 - 2+2 - IP20 15 = T5 - IP20	2 = QR-LP111	1 = Matt White Textured 2 = Matt Black Textured 3 = Matt Grey Textured 4 = Bronze Anodised 5 = Brushed Aluminium Anodised
For example :			
331 (B-ART+)	**12** (T3 - IP20)	**2** (QR-LP111)	**1** (Matt White Textured)

Custom colours on demand
Scan or click QR-code

3311221 B-ART+ - T3 - IP20 • QR-LP111 • Matt White Textured • Transformer (Integrated)

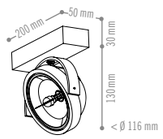

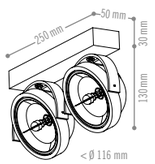

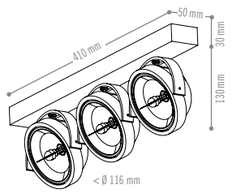

Name	**B-ART+ I T1 I QR-LP111**	**B-ART+ I T2 I QR-LP111**	**B-ART+ I T3 I QR-LP111**
Ref.	**See table**	**See table**	**See table**
Lamp + fitting	QR-LP111 I G53	QR-LP111 I G53	QR-LP111 I G53
	Max. 50 W I IP20 I ~230 V I ⏚ I ▼	Max. 50 W I IP20 I ~230 V I ⏚ I ▼	Max. 50 W I IP20 I ~230 V I ⏚ I ▼
Control gear	Transformer (Integrated)	Transformer (Integrated)	Transformer (Integrated)
Orientation	180° I 350°	180° I 350°	180° I 350°
Materials	Aluminium	Aluminium	Aluminium
Finish	See table	See table	See table
	CE	CE	CE
KG	700 g	875 g	1.300 g

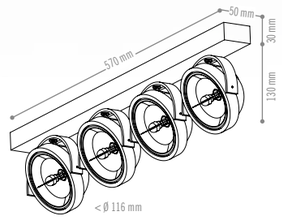

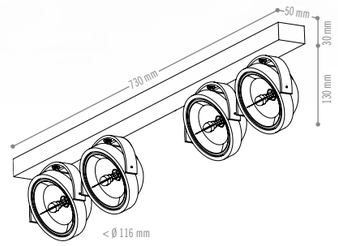

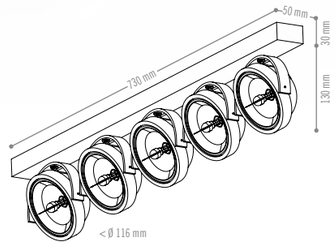

Name	**B-ART+ I T4 I QR-LP111**	**B-ART+ I T4 - 2+2 I QR-LP111**	**B-ART+ I T5 I QR-LP111**
Ref.	**See table**	**See table**	**See table**
Lamp + fitting	QR-LP111 I G53	QR-LP111 I G53	QR-LP111 I G53
	Max. 50 W I IP20 I ~230 V I ⏚ I ▼	Max. 50 W I IP20 I ~230 V I ⏚ I ▼	Max. 50 W I IP20 I ~230 V I ⏚ I ▼
Control gear	Transformer (Integrated)	Transformer (Integrated)	Transformer (Integrated)
Orientation	180° I 350°	180° I 350°	180° I 350°
Materials	Aluminium	Aluminium	Aluminium
Finish	See table	See table p	See table
	CE	CE	CE
KG	1.700 g	1.800 g	2.000 g

© 100%LIGHT - Fixture: B-ART+ on custom length - Halogen - Matt White Textured





SHAKER SMALL

SHAKER

SHAKER

Designed by eng™

This surface mounted fixture is designed in cooperation with Fredrik Eng, realising simplicity and pure design.

The SHAKER family is a series of products based on two key elements, discreet appearance and a flexible yet minimal-glare lighting concept.

In order to create a product of discreet visible appearance, suitable to compliment any style of architecture, Fredrik Eng focused on the « less is more » principle for the detailing, with no visible fixings or wiring and Matt Textured surfaces, Brushed Black Anodized, or combinations for less reflections and minimalist appearance.

Fredrik Eng also wanted to add flexibility to the product with a series of optional filters and anti-glare louvers, which have been included to offer fine tuning to the range.

To compliment the Interior SHAKER series, the family has already grown to include Exterior versions, making the range well suited to any project or environment, commercial or private.

SHAKER is designed around a High Efficiency LED COB module with a CRI ≥ 90 but is also produced in GU10 format.

LEDS & LED FIXTURES 5 YEARS WARRANTY

SHAKER SMALL

LED I IP20 & IP44

LED I CRI ≥ 90

ACCESSORY (IP20 ONLY)

Ref. 3316050
3316050AS (assembled)
HONEYCOMB Ø 50 mm

Ref. 3316150 (LED ONLY)
3316150AS (assembled)
CORRECTION FILTER Ø 50 mm

SHAKER SMALL I LED

	MODEL	BEAM & LED*	LED COLOUR*	1 FINISH HOUSING	2 FINISH CONE	DRIVERS (LED serial connection)
SHAKER SMALL = 336	1 = Torsion - IP20 2 = Leaf concrete - IP20 3 = Ceiling - IP20 4 = 3F - IP20 5 = Bullet Hole 60 0°- IP20 6 = Element - IP20 10 = Torsion - IP44 - clear 11 = Leaf concrete - IP44 - clear 12 = Ceiling - IP44 - clear 13 = Bullet Hole 60 0°- IP44 - clear 14 = Element - IP44 - clear	1 = 20° - G1 2 = 28° - G1 3 = 40° - G1 For latest LED technologies Scan or click QR-code	1 = 4000 K 2 = 3000 K 3 = 2700 K	1 = Matt White Textured 2 = Black Anodised 3 = Bronze Anodised 4 = Gold Anodised Custom colours on demand Scan or click QR-code	1 = Matt White Textured 2 = Black Anodised 3 = Bronze Anodised 4 = Gold Anodised	0 = Excl. Driver (max. 350 mA DC) 1 = Driver 350 mA DC (Integrated) 2 = Incl. Dim. Driver 350 mA DC (PUSH DIM) 3 = Incl. Dim. Driver 350 mA DC (PHASE CUT) 4 = Incl. Dim. Driver 350 mA DC (1-10 V) 5 = Incl. Dim. Driver 350 mA DC (DALI) Info drivers or scan / click QR-code CONCRETE KIT Remote driver
For example :						
336 (SHAKER SMALL)	3 (Ceiling - IP20)	1 (20°- G1)	2 (3000 K)	1 (Matt White Textured)	1 (Matt White Textured)	1 (Driver 350 mA DC(Integrated))

336312111 SHAKER SMALL • Ceiling - IP20 • LED G1 - CRI 90 - 9,3 W • 3000 K - Beam 20° • Housing: Matt White Textured • Cone: Matt White Textured • Driver 350mA DC (Integrated)

***G1 = 9,3W - 948 lm - 4000 K I 9,3W - 845 lm - 3000 K I 9,3W - 809 lm - 2700 K**

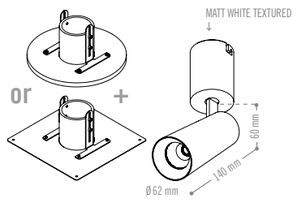

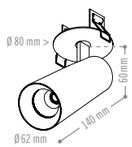

Name	SHAKER SMALL + BULLET HOLE 60 0° I LED	SHAKER SMALL I TORSION I LED	SHAKER SMALL I ELEMENT I LED
Ref.	See table	See table	See table I Only for custom length & C-PRO
Ref. Bullet Hole Kit	126250 (Plasterboard) 126390 (Concrete)		
Lamp + fitting	LED I CRI ≥ 90 G1 I 9,3W I 350mA DC I IP20 or IP44 I ⏚ I ▼	LED I CRI ≥90 G1 I 9,3W I 350mA DC I IP20 or IP44 I ⏚ I ▼	LED I CRI ≥ 90 G1 I 9,3W I 350mA DC I IP20 or IP44 I ⏚ I ▼
Control gear	Driver max. 350 mA DC (Integrated or Excl./Incl.)	Driver max. 350 mA DC (Integrated or Excl./Incl.)	Driver max. 350 mA DC (Integrated or Excl./Incl.)
Orientation	90° I 350°	90° I 350°	90° I 350°
Materials	Aluminium	Aluminium	Aluminium
Cut-out plasterboard	Ø 200 x 115 mm	Ø 64 mm x 60 mm	
Cut-out concrete	Ø 80 x 115 mm		
Finish	See table	See table	See table page
	CE	CE	CE
	625 g plasterboard I 375 g concrete + Module : Excl. Driver 525 g I Driver Integrated 575 g	Excl. Driver 425 g I Driver Integrated 450 g	Excl. Driver 350 g I Driver Integrated 375 g

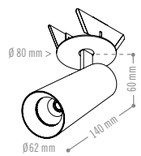

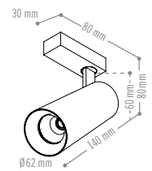

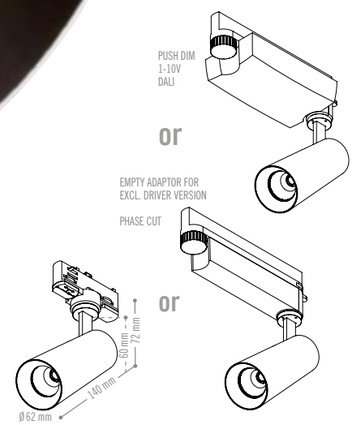

	SHAKER SMALL I LEAF CONCRETE I LED	SHAKER SMALL I CEILING I LED	SHAKER SMALL I 3F I LED
Ref.	See table	See table	See table
Ref. Bullet Hole Kit			
Lamp + fitting	LED I CRI ≥90 G1 I 9,3W I 350mA DC I IP20 or IP44 I ⏚ I ▼	LED I CRI ≥90 G1 I 9,3W I 350mA DC I IP20 or IP44 I ⏚ I ▼	LED I CRI ≥ 90 G1 I 9,3W I ~ 230 V I IP20 I ⏚ I ▼
Control gear	Driver max. 350 mA DC (Integrated or Excl./Incl.)	Driver max. 350 mA DC (Integrated or Excl./Incl.)	Driver max. 350 mA DC (Integrated)
Orientation	90° I 350°	90° I 350°	90° I 350°
Materials	Aluminium	Aluminium	Aluminium
Cut-out plasterboard			
Cut-out concrete	Ø 64 mm x 60 mm		
Finish	See table	See table	See table
	CE	CE	CE
	Excl. Driver 425 g I Driver Integrated 450 g	Excl. Driver 425 g I Driver Integrated 450 g	Excl. Driver 400 g I Driver Integrated 425 g

© 100%LIGHT - Fixture: SHAKER SMALL CEILING - LED - Housing : Matt White Textured - Cone: Black Anodised

© 100%LIGHT - Fixtures : SHAKER SMALL - LED - Housing : Matt White Textured - Cone : Gold Anodised

LED | CRI ≥ 90

QPAR51 | GU10

QR-C51 | GX5,3

Drivers see page 462

Transformers see page 464

ACCESSORY (LED IP20 ONLY)

Ref. 3316050AS (assembled)
HONEYCOMB Ø 50 mm

Ref. 3316150AS (assembled)
(LED - ONLY with honeycomb)
CORRECTION FILTER Ø 50 mm

Ref. 3316200AS (assembled)
3316200
HONEYCOMB Ø 70 mm

Ref. 3316250AS (LED ONLY) (assembled)
3316250
CORRECTION FILTER Ø 70 mm

SHAKER SMALL
SHAKER
custom lengths on demand

Name	**BASE**
Ref.	**305030WHT**
	305030BLA
	305030BRA
	305030GOA
Control gear	On demand
Length	Max. length in one part ~ 6.000 mm
Materials	Aluminium
Finish	Matt White Textured (WHT) | Black Anodised (BLA) Bronze Anodised (BRA) | Gold Anodised(GOA)
	CE
	1.100 g / m

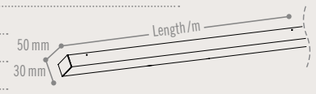

SHAKER SMALL I SHAKER I CUSTOM LENGTHS ON DEMAND

Control gears on demand, integrated in fixture when possible.

Choose SHAKER and positions on Base

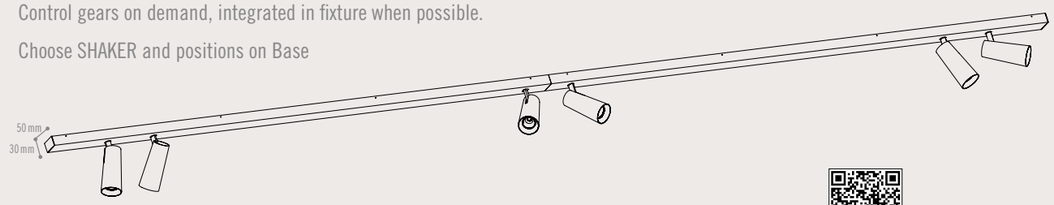

Order Info Custom lengths
Scan or click QR-code

Name	**SHAKER SMALL | ELEMENT | LED**
Ref.	**See table page 278**
Lamp + fitting	LED | CRI ≥ 90
	G1 | 9,3W | IP20 or IP44 | ~ 230 V | ⏚ | ▼
Control gear	Driver max. 350 mA DC (Excl.)
Orientation	90° | 350°
Materials	Aluminium
Finish	See table page 278
	CE
	350 g

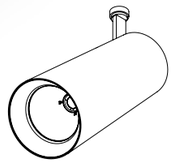

Name	**SHAKER | ELEMENT | LED**
Ref.	**See table page 295**
Lamp + fitting	LED | CRI ≥ 90
	G2 | 14,8 W | IP20 | ~ 230 V | ⏚ | ▼
Control gear	Driver 450 mA DC (Excl.)
Orientation	90° | 350°
Materials	Aluminium
Finish	See table page 295
	CE
	825 g

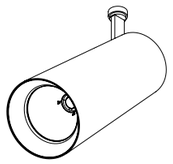

Name	**SHAKER | ELEMENT | LED**
Ref.	**See table page 295**
Lamp + fitting	LED | CRI ≥ 90
	G2 | 23,4 W | IP20 | ~ 230 V | ⏚ | ▼
Control gear	Driver max. 700 mA DC (Excl.)
Orientation	90° | 350°
Materials	Aluminium
Finish	See table page 295
	CE
	825 g

Name	**SHAKER SMALL | ELEMENT | GU10**
Ref.	**See table page 287**
Lamp + fitting	QPAR51 | GU10
	Max. 50 W | IP20 or IP44 | ~ 230 V | ⏚ | ▼
Control gear	
Orientation	90° | 350°
Materials	Aluminium
Finish	See table page 287
	CE
	300 g

Name	**SHAKER SMALL | ELEMENT| QR-C51**
Ref.	**See table page 290**
Lamp + fitting	QR-C51 | GX5,3 | coolfit
	Max. 50 W | IP20 or IP44 | 12 V | ⏚ | ▼
Control gear	Transformer (Excl.)
Orientation	90° | 350°
Materials	Aluminium
Finish	See table page 290
	CE
	300 g

SHAKER SMALL

bases

LED I IP20 & IP44

LED I CRI ≥ 90

ACCESSORY (IP20 ONLY)

Ref. 3316050
3316050AS (assembled)
HONEYCOMB Ø 50 mm

Ref. 3316150 (LED ONLY)
3316150AS (assembled)
CORRECTION FILTER Ø 50 mm

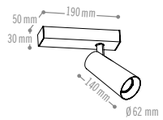

Name	**SHAKER SMALL I BASE ONE I LED**
Ref.	**See table**
Lamp + fitting	LED I CRI ≥ 90
	G1 I 9,3W I 350mA DC I IP20 or IP44 I ⏚ I ▼
Control gear	Driver max. 350 mA DC (Integrated or Excl.)
Orientation	90° I 350°
Materials	Aluminium
Finish	See table
	CE
	650 g

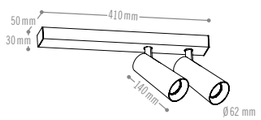

Name	**SHAKER SMALL I BASE TWO I LED**
Ref.	**See table**
Lamp + fitting	LED I CRI ≥ 90
	G1 I 9,3W I 350mA DC I IP20 or IP44 I ⏚ I ▼
Control gear	Driver max. 350 mA DC (Integrated or Excl.)
Orientation	90° I 350°
Materials	Aluminium
Finish	See table
	CE
	1.250 g

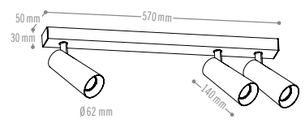

Name	**SHAKER SMALL I BASE THREE I LED**
Ref.	**See table**
Lamp + fitting	LED I CRI ≥ 90
	G1 I 9,3W I 350mA DC I IP20 or IP44 I ⏚ I ▼
Control gear	Driver max. 350 mA DC (Integrated or Excl.)
Orientation	90° I 350°
Materials	Aluminium
Finish	See table
	CE
	1.800 g

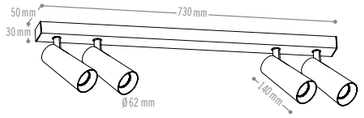

Name	**SHAKER SMALL I BASE FOUR I LED**
Ref.	**See table**
Lamp + fitting	LED I CRI ≥ 90
	G1 I 9,3W I 350mA DC I IP20 or IP44 I ⏚ I ▼
Control gear	Driver max. 350 mA DC (Integrated or Excl.)
Orientation	90° I 350°
Materials	Aluminium
Finish	See table
	CE
	2.350 g

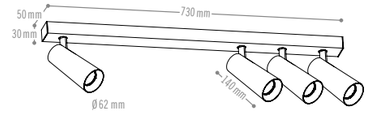

Name	**SHAKER SMALL I BASE FOUR ASY I LED**
Ref.	**See table**
Lamp + fitting	LED I CRI ≥ 90
	G1 I 9,3W I 350mA DC I IP20 or IP44 I ⏚ I ▼
Control gear	Driver max. 350 mA DC (Integrated or Excl.)
Orientation	90° I 350°
Materials	Aluminium
Finish	See table
	CE
	2.350 g

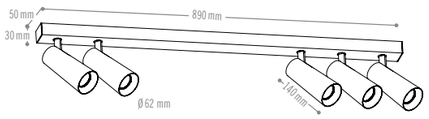

Name	**SHAKER SMALL I BASE FIVE 2-3 I LED**
Ref.	**See table**
Lamp + fitting	LED I CRI ≥ 90
	G1 I 9,3W I 350mA DC I IP20 or IP44 I ⏚ I ▼
Control gear	Driver max. 350 mA DC (Integrated or Excl.)
Orientation	90° I 350°
Materials	Aluminium
Finish	See table
	CE
	2.900 g

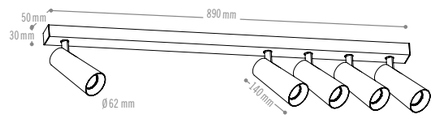

Name	**SHAKER SMALL I BASE FIVE 1-4 I LED**
Ref.	**See table**
Lamp + fitting	LED I CRI ≥ 90
	G1 I 9,3W I 350mA DC I IP20 or IP44 I ⏚ I ▼
Control gear	Driver max. 350 mA DC (Integrated or Excl.)
Orientation	90° I 350°
Materials	Aluminium
Finish	See table
	CE
	2.900 g



SHAKER SMALL I BASES I LED

Custom lengths on demand

	MODEL	BEAM & LED*	LED COLOUR*	1 FINISH BASE + LIGHT TUBE	2 FINISH CONE	DRIVERS (LED serial connection)
SHAKER SMALL = 336	20 = Base one - IP20 21 = Base two - IP20 22 = Base three - IP20 23 = Base four - IP20 24 = Base four asy - IP20 25 = Base five 2-3 - IP20 26 = Base five 1-4 - IP20 30 = Base one - IP44 - clear 31 = Base two - IP44 - clear 32 = Base three - IP44 - clear 33 = Base four - IP44 - clear 34 = Base four asy - IP44 - clear 35 = Base five 2-3 - IP44 - clear 36 = Base five 1-4 - IP44 - clear	1 = 20° - G1 2 = 28° - G1 3 = 40° - G1	1 = 4000 K 2 = 3000 K 3 = 2700 K	1 = Matt White Textured 2 = Black Anodised 3 = Bronze Anodised 4 = Gold Anodised	1 = Matt White Textured 2 = Black Anodised 3 = Bronze Anodised 4 = Gold Anodised	0 = Excl. Driver (max. 350 mA DC) 1 = Driver 350 mA DC (Integrated) 2 = Dim. Driver 350 mA DC (PHASE CUT) (Integr.) 3 = Dim. Driver 350 mA DC (1-10 V) (Integr.)

For latest LED technologies Scan or click QR-code

Custom colours on demand Scan or click QR-code

Info drivers or scan / click QR-code

For example :

336 (SHAKER SMALL)	**20** (Base one - IP20)	**1** (20°- G1)	**1** (4000 K)	**4** (Gold Anodised)	**1** (Matt White Textured)	**2** (Dim. Driver 350 mA (PHASE CUT)(Integrated))

3362011412 SHAKER SMALL • Base one - IP20 • LED G1 - CRI 90 - 9,3 W • 4000 K - Beam 20° • Base + tube: Gold Anodised • Cone: Matt White Textured • Dim. Driver 350mA DC (PHASE CUT)(Integrated)

***G1 = 9,3W - 948 lm - 4000 K I 9,3W - 845 lm - 3000 K I 9,3W - 809 lm - 2700 K**

© 100%LIGHT - Fixtures : SHAKER SMALL CEILING - LED - Housing : Black Anodised - Cone : Black Anodised

SHAKER SMALL

GU10 I IP20 & IP44

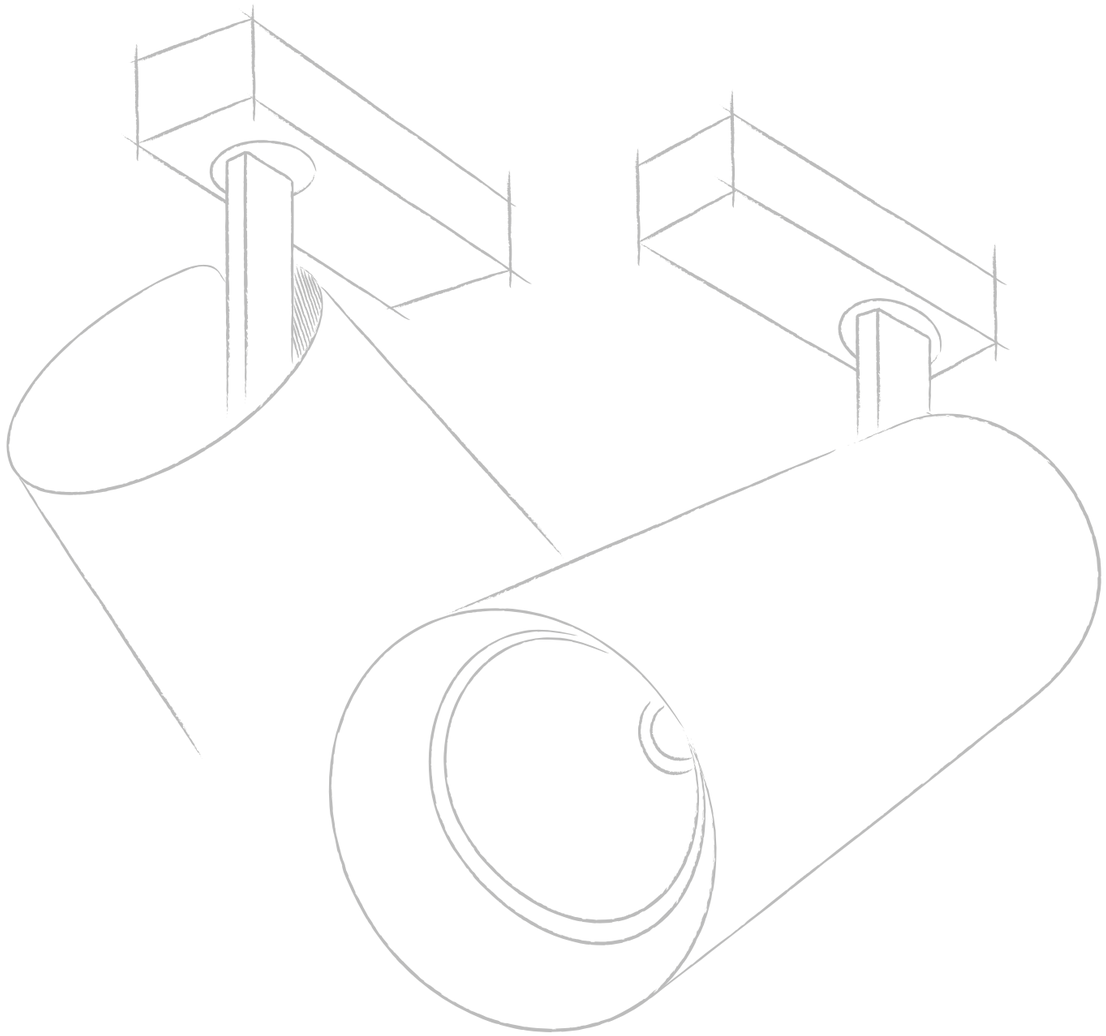

QPAR51 I GU10

COMPATIBILITY RETROFIT LAMPS

Scan or click QR-code

ACCESSORY (IP20 ONLY)

Ref. 3316050AS (assembled)
3316050
HONEYCOMB Ø 50 mm

Ref. 3316150AS (assembled)
3316150
CORRECTION FILTER Ø 50 mm

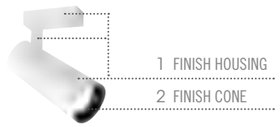

SHAKER SMALL I GU10

	MODEL	LAMP TYPE	1 FINISH HOUSING	2 FINISH CONE
SHAKER SMALL = 336	**1 = Torsion - IP20** **2 = Leaf concrete - IP20** **3 = Ceiling - IP20** **4 = 3F - IP20** **5 = Bullet Hole 60 0° - IP20** **6 = Element - IP20** **10 = Torsion - IP44 - clear** **11 = Leaf concrete - IP44 - clear** **12 = Ceiling - IP44 - clear** **13 = Bullet Hole 60 0°- IP44 - clear** **14 = Element - IP44 - clear**	**1 = GU10**	**1 = Matt White Textured** **2 = Black Anodised** **3 = Bronze Anodised** **4 = Gold Anodised** Custom colours on demand Scan or click QR-code	**1 = Matt White Textured** **2 = Black Anodised** **3 = Bronze Anodised** **4 = Gold Anodised**

For example :

336 (SHAKER SMALL)	**2** (Leaf concrete - IP20)	**1** (GU10)	**2** (Black Anodised)	**1** (Matt White Textured)

3362121 SHAKER SMALL • Leaf concrete - IP20 • GU10 • Housing: Black Anodised • Cone: Matt White Textured

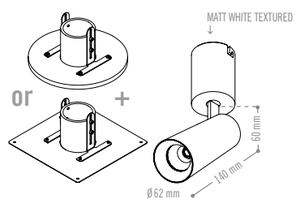

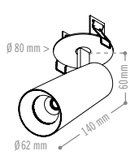

Name	**SHAKER SMALL + BULLET HOLE 60 0° I GU10**	**SHAKER SMALL I TORSION I GU10**	**SHAKER SMALL I ELEMENT I GU10**
Ref.	**See table**	**See table**	**See table I Only for custom length & C-PRO**
Ref. Bullet Hole Kit	**126250 (Plasterboard)** **126390 (Concrete)**		
Lamp + fitting	QPAR51 I GU10 Max. 50 W I IP20 or IP44 I ~ 230 V I ⏚ I ▼	QPAR51 I GU10 Max. 50 W I IP20 or IP44 I ~ 230 V I ⏚ I ▼	QPAR51 I GU10 Max. 50 W I IP20 or IP44 I ~ 230 V I ⏚ I ▼
Orientation	90° I 350°	90° I 350°	90° I 350°
Materials	Aluminium	Aluminium	Aluminium
Cut-out plasterboard	Ø 200 x 115 mm	Ø 64 mm x 60 mm	
Cut-out concrete	Ø 80 x 115 mm		
Finish	See table	See table	See table
	CE	CE	CE
	625 g plasterboard I 375 g concrete + Module : 525 g	400 g	300 g

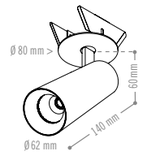

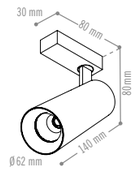

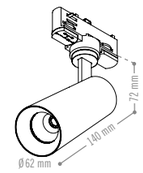

	SHAKER SMALL I LEAF CONCRETE I GU10	**SHAKER SMALL I CEILING I GU10**	**SHAKER SMALL I 3F I GU10**
	See table	**See table**	**See table**
	QPAR51 I GU10 Max. 50 W I IP20 or IP44 I ~ 230 V I ⏚ I ▼	QPAR51 I GU10 Max. 50 W I IP20 or IP44 I ~ 230 V I ⏚ I ▼	QPAR51 I GU10 Max. 50 W I IP20 I ~ 230 V I ⏚ I ▼
	90° I 350°	90° I 350°	90° I 350°
	Aluminium	Aluminium	Aluminium
	Ø 64 mm x 60 mm		
	See table	See table	See table
	CE	CE	CE
	400 g	400 g	375 g

SHAKER SMALL

bases

GU10 I IP20 & IP44

QPAR51 I GU10

COMPATIBILITY RETROFIT LAMPS

Scan or click QR-code

ACCESSORY (IP20 ONLY)

Ref. 3316050
3316050AS (assembled)
HONEYCOMB Ø 50 mm

Ref. 3316150 (LED ONLY)
3316150AS (assembled)
CORRECTION FILTER Ø 50 mm

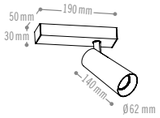

Name	**SHAKER SMALL I BASE ONE I GU10**
Ref.	**See table**
Lamp + fitting	QPAR51 I GU10
	Max. 50 W I IP20 or IP44 I ~ 230 V I ⏚ I ▼
Orientation	90° I 350°
Materials	Aluminium
Finish	See table
	CE
	600 g

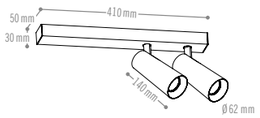

Name	**SHAKER SMALL I BASE TWO I GU10**
Ref.	**See table**
Lamp + fitting	QPAR51 I GU10
	Max. 50 W I IP20 or IP44 I ~ 230 V I ⏚ I ▼
Orientation	90° I 350°
Materials	Aluminium
Finish	See table
	CE
	1.150 g

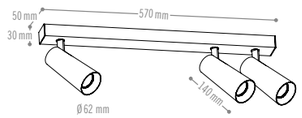

Name	**SHAKER SMALL I BASE THREE I GU10**
Ref.	**See table**
Lamp + fitting	QPAR51 I GU10
	Max. 50 W I IP20 or IP44 I ~ 230 V I ⏚ I ▼
Orientation	90° I 350°
Materials	Aluminium
Finish	See table
	CE
	1.650 g

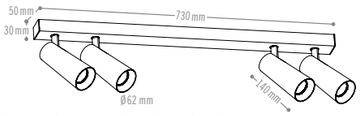

Name	**SHAKER SMALL I BASE FOUR I GU10**
Ref.	**See table**
Lamp + fitting	QPAR51 I GU10
	Max. 50 W I IP20 or IP44 I ~ 230 V I ⏚ I ▼
Orientation	90° I 350°
Materials	Aluminium
Finish	See table
	CE
	2.150 g

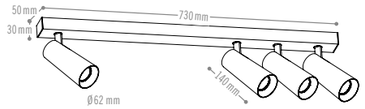

Name	**SHAKER SMALL I BASE FOUR ASY I GU10**
Ref.	**See table**
Lamp + fitting	QPAR51 I GU10
	Max. 50 W I IP20 or IP44 I ~ 230 V I ⏚ I ▼
Orientation	90° I 350°
Materials	Aluminium
Finish	See table
	CE
	2.150 g

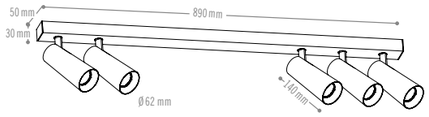

Name	**SHAKER SMALL I BASE FIVE 2-3 I GU10**
Ref.	**See table**
Lamp + fitting	QPAR51 I GU10
	Max. 50 W I IP20 or IP44 I ~ 230 V I ⏚ I ▼
Orientation	90° I 350°
Materials	Aluminium
Finish	See table
	CE
	2.650 g

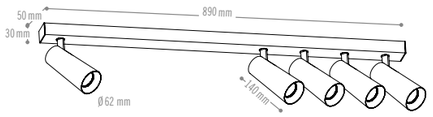

Name	**SHAKER SMALL I BASE FIVE 1-4 I GU10**
Ref.	**See table**
Lamp + fitting	QPAR51 I GU10
	Max. 50 W I IP20 or IP44 I ~ 230 V I ⏚ I ▼
Orientation	90° I 350°
Materials	Aluminium
Finish	See table
	CE
	2.650 g

© 100%LIGHT - Fixtures : SHAKER SMALL CEILING - LED - Housing: Black Anodised - Cone: Black Anodised

SHAKER SMALL I BASES I GU10

Custom lengths on demand

	MODEL	LAMP TYPE	1 FINISH BASE + LIGHT TUBE	2 FINISH CONE
SHAKER SMALL = 336	**20 = Base one - IP20** **21 = Base two - IP20** **22 = Base three - IP20** **23 = Base four - IP20** **24 = Base four asy - IP20** **25 = Base five 2-3 - IP20** **26 = Base five 1-4 - IP20** **30 = Base one - IP44 - clear** **31 = Base two - IP44 - clear** **32 = Base three - IP44 - clear** **33 = Base four - IP44 - clear** **34 = Base four asy - IP44 - clear** **35 = Base five 2-3 - IP44 - clear** **36 = Base five 1-4 - IP44 - clear**	**1 = GU10**	**1 = Matt White Textured** **2 = Black Anodised** **3 = Bronze Anodised** **4 = Gold Anodised**	**1 = Matt White Textured** **2 = Black Anodised** **3 = Bronze Anodised** **4 = Gold Anodised**

Custom colours on demand
Scan or click QR-code

For example :

336 (SHAKER SMALL)	**21** (Base two - IP20)	**1** (GU10)	**2** (Black Anodised)	**1** (Matt White Textured)

33621121 SHAKER SMALL • Base two - IP20 • GU10 • Base + tube: Black Anodised • Cone: Matt White Textured

SHAKER SMALL

QR-C51 I IP20 & IP44

QR-C51 I GX5,3

COMPATIBILITY RETROFIT LAMPS

Scan or click QR-code

Transformers see page 464
Concrete > Remote Transformer

ACCESSORY (IP20 ONLY)

Ref. 3316050
3316050AS (assembled)
HONEYCOMB Ø 50 mm

Ref. 3316150 (LED ONLY)
3316150AS (assembled)
CORRECTION FILTER Ø 50 mm

SHAKER SMALL I QR-C51

	MODEL	LAMP TYPE	1 FINISH HOUSING	2 FINISH CONE
SHAKER SMALL = 336	1 = Torsion - IP20 2 = Leaf concrete - IP20 3 = Ceiling - IP20 4 = 3F-Ti - IP20 5 = Bullet Hole 60 0°- IP20 6 = Element - IP20 10 = Torsion - IP44 - clear 11 = Leaf concrete - IP44 - clear 12 = Ceiling - IP44 - clear 13 = Bullet Hole 60 0°- IP44 - clear 14 = Element - IP44	2 = QR-C51	1 = Matt White Textured 2 = Black Anodised 3 = Bronze Anodised 4 = Gold Anodised Custom colours on demand Scan or click QR-code	1 = Matt White Textured 2 = Black Anodised 3 = Bronze Anodised 4 = Gold Anodised
For example :				
336 (SHAKER SMALL)	4 (3F-Ti - IP20)	2 (QR-C51)	1 (Matt White Textured)	2 (Black Anodised)

3364212 SHAKER SMALL • 3F-Ti - IP20 • QR-C51 • Housing: Matt White Textured • Cone: Black Anodised • Transformer (Integrated)

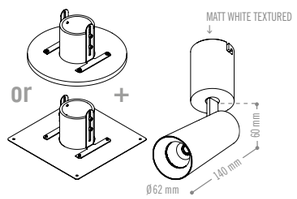

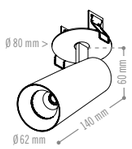

Name	SHAKER SMALL + BULLET HOLE 60 0° I QR-C51	SHAKER SMALL I TORSION I QR-C51	SHAKER SMALL I ELEMENT I QR-C51
Ref.	See table	See table	See table I Only for custom length & C-PRO
Ref. Bullet Hole Kit	126250 (Plasterboard)		
	126390 (Concrete)		
Lamp + fitting	QR-C51 I GX5,3 I coolfit	QR-C51 I GX5,3 I coolfit	QR-C51 I GX5,3 I coolfit
	Max. 50 W I IP20 or IP44 I 12 V I	Max. 50 W I IP20 or IP44 I 12 V I	Max. 50 W I IP20 or IP44 I 12 V I
Control gear	Transformer (Excl.)	Transformer (Excl.)	Transformer (Excl.)
Orientation	90° I 350°	90° I 350°	90° I 350°
Materials	Aluminium	Aluminium	Aluminium
Cut-out plasterboard	Ø 200 x 115 mm	Ø 64 mm x 60 mm	
Cut-out concrete	Ø 80 x 115 mm		
Finish	See table	See table	See table page 290
	CE	CE	CE
	625 g plasterboard I 375 g concrete + Module : 525 g	400 g	300 g

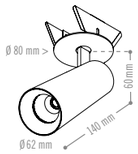

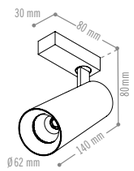

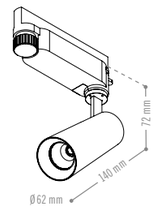

	SHAKER SMALL I LEAF CONCRETE I QR-C51	SHAKER SMALL I CEILING I QR-C51	SHAKER SMALL I 3F-Ti I QR-C51
	See table	See table	See table
Lamp + fitting	QR-C51 I GX5,3 I coolfit	QR-C51 I GX5,3 I coolfit	QR-C51 I GX5,3 I coolfit
	Max. 50 W I IP20 or IP44 I 12 V I	Max. 50 W I IP20 or IP44 I 12 V I	Max. 50 W I IP20 I ~ 230 V I
Control gear	Transformer (Excl.)	Transformer (Excl.)	Transformer (Integrated)
Orientation	90° I 350°	90° I 350°	90° I 350°
Materials	Aluminium	Aluminium	Aluminium
Cut-out plasterboard	Ø 64 mm x 60 mm		
Cut-out concrete	See table	See table	See table
	CE	CE	CE
	400 g	400 g	450 g

© 100%LIGHT - Fixtures: SHAKER SMALL CEILING - LED - Housing: Black Anodised - Cone: Black Anodised

SHAKER SMALL

bases

QR-C51 I IP20 & IP44

QR-C51 I GX5,3
Retrofit lamps see page 466

Transformers see page 464

ACCESSORY (IP20 ONLY)

Ref. 3316050AS (assembled)
3316050
HONEYCOMB Ø 50 mm

Ref. 3316150AS (assembled)
3316150 (LED ONLY)
CORRECTION FILTER Ø 50 mm

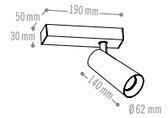

Name	**SHAKER SMALL I BASE ONE I QR-C51**
Ref.	**See table**
Lamp + fitting	QR-C51 I GX5,3 I coolfit
	Max. 50 W I IP20 or IP44 I ~ 230 V I ⏚ I ▼
Control gear	Transformer (Integrated)
Orientation	90° I 350°
Materials	Aluminium
Finish	See table
	CE
	600 g

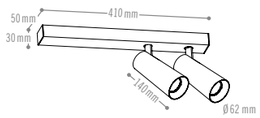

Name	**SHAKER SMALL I BASE TWO I QR-C51**
Ref.	**See table**
Lamp + fitting	QR-C51 I GX5,3 I coolfit
	Max. 50 W I IP20 or IP44 I ~ 230 V I ⏚ I ▼
Control gear	Transformer (Integrated)
Orientation	90° I 350°
Materials	Aluminium
Finish	See table
	CE
	1.150 g

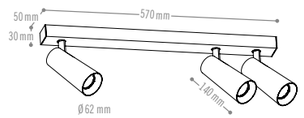

Name	**SHAKER SMALL I BASE THREE I QR-C51**
Ref.	**See table**
Lamp + fitting	QR-C51 I GX5,3 I coolfit
	Max. 50 W I IP20 or IP44 I ~ 230 V I ⏚ I ▼
Control gear	Transformer (Integrated)
Orientation	90° I 350°
Materials	Aluminium
Finish	See table
	CE
	1.650 g

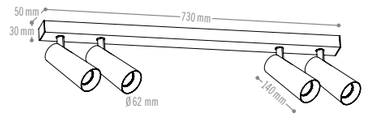

Name	**SHAKER SMALL I BASE FOUR I QR-C51**
Ref.	**See table**
Lamp + fitting	QR-C51 I GX5,3 I coolfit
	Max. 50 W I IP20 or IP44 I ~ 230 V I ⏚ I ▼
Control gear	Transformer (Integrated)
Orientation	90° I 350°
Materials	Aluminium
Finish	See table
	CE
	2.150 g

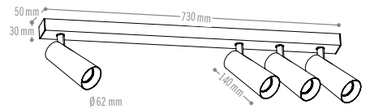

Name	**SHAKER SMALL I BASE FOUR ASY I QR-C51**
Ref.	**See table**
Lamp + fitting	QR-C51 I GX5,3 I coolfit
	Max. 50 W I IP20 or IP44 I ~ 230 V I ⏚ I ▼
Control gear	Transformer (Integrated)
Orientation	90° I 350°
Materials	Aluminium
Finish	See table
	CE
	2.150 g

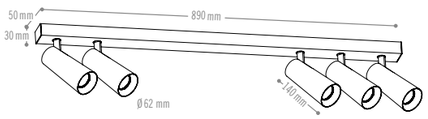

Name	**SHAKER SMALL I BASE FIVE 2-3 I QR-C51**
Ref.	**See table**
Lamp + fitting	QR-C51 I GX5,3 I coolfit
	Max. 50 W I IP20 or IP44 I ~ 230 V I ⏚ I ▼
Control gear	Transformer (Integrated)
Orientation	90° I 350°
Materials	Aluminium
Finish	See table
	CE
	2.650g

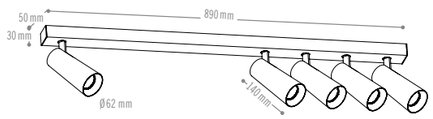

Name	**SHAKER SMALL I BASE FIVE 1-4 I QR-C51**
Ref.	**See table**
Lamp + fitting	QR-C51 I GX5,3 I coolfit
	Max. 50 W I IP20 or IP44 I ~ 230 V I ⏚ I ▼
Control gear	Transformer (Integrated)
Orientation	90° I 350°
Materials	Aluminium
Finish	See table
	CE
	2.650g

SHAKER SMALL I BASES I QR-C51

Custom lengths on demand

	MODEL	LAMP TYPE	1 FINISH BASE + TUBE	2 FINISH CONE
SHAKER SMALL = 336	**20 = Base one - IP20** **21 = Base two - IP20** **22 = Base three - IP20** **23 = Base four - IP20** **24 = Base four Asy - IP20** **25 = Base five - 2-3 - IP20** **26 = Base five - 1-4 - IP20** **30 = Base one - IP44 - clear** **31 = Base two - IP44 - clear** **32 = Base three - IP44 - clear** **33 = Base four - IP44 - clear** **34 = Base four asy - IP44 - clear** **35 = Base five 2-3 - IP44 - clear** **36 = Base five 1-4 - IP44 - clear**	**2 = QR-C51**	**1 = Matt White Textured** **2 = Black Anodised** **3 = Bronze Anodised** **4 = Gold Anodised**	**1 = Matt White Textured** **2 = Black Anodised** **3 = Bronze Anodised** **4 = Gold Anodised**

Custom colours on demand
Scan or click QR-code

For example :

336 (SHAKER SMALL)	**31** (Base two - IP44 - clear)	**2** (QR-C51)	**1** (Matt White Textured)	**2** (Black Anodised)

33631212 SHAKER SMALL • Base two - IP44 - clear • QR-C51 • Base + tube: Matt White Textured • Cone: Black Anodised • Transformer (Integrated)

© 100%LIGHT - Fixtures: SHAKER - 3F - LED - Housing: Matt White Textured - Cone: Matt White Textured

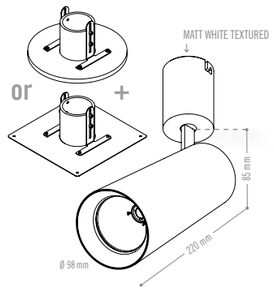

Name	**SHAKER I + Bullet Hole 60 0° I LED**
Ref.	**See table**
Ref Bullet Hole kit	**126290 (Plasterboard)**
	126390 (Concrete)
Lamp + fitting	LED I CRI ≥90
	G2 I 14,8 W I 450mA DC I IP20 I ⏚ I ▼
	G2 I 23,4 W I 700mA DC I IP20 I ◈ I ▼
Control gear	Driver 450 mA DC (Integrated) - Driver max. 700 mA DC (Excl. or Incl.)
Orientation	90° I 350°
Materials	Aluminium
Cut-out plasterboard	Ø 200 x 115 mm
Cut-out concrete	Ø 80 x 115 mm
Finish	See table
	CE
KG	625 g plasterboard I 375 g concrete + Module: Excl. Driver 1.050 g I Driver Integrated 1.250 g

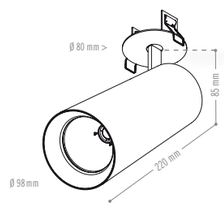

Name	**SHAKER I TORSION I LED**
Ref.	**See table**
Ref Bullet Hole kit	
Lamp + fitting	LED I CRI ≥90
	G2 I 14,8 W I 450mA DC I IP20 I ⏚ I ▼
	G2 I 23,4 W I 700mA DC I IP20 I ◈ I ▼
Control gear	Driver 450 mA DC (Integrated) - Driver max. 700 mA DC (Excl. or Incl.)
Orientation	90° I 350°
Materials	Aluminium
Cut-out plasterboard	Ø 64 mm x 60 mm
Cut-out concrete	
Finish	See table
	CE
KG	Excl. Driver 950 g I Driver Integrated 1.150 g

SHAKER
LED

LED I CRI ≥ 90

ACCESSORY (IP20 ONLY)

Ref. 3316200AS (assembled)
3316200
HONEYCOMB Ø 70 mm

Ref. 3316250AS (assembled)
3316250
CORRECTION FILTER Ø 70 mm

SHAKER I LED

	MODEL	BEAM & LED*	LED COLOUR*	1 FINISH HOUSING	2 FINISH CONE	DRIVERS (LED serial connection)
SHAKER = 336	40 = Torsion - IP20 41 = 3F - IP20 42 = Ceiling 43 = Bullet hole 60 0°- IP20 44 = Element - IP20	1 = 15° - G2 2 = 36° - G2 3 = 51° - G2	1 = 4000 K 2 = 3000 K 3 = 2700 K	1 = Matt White Textured 2 = Black Anodised 3 = Bronze Anodised 4 = Gold Anodised	1 = Matt White Textured 2 = Black Anodised 3 = Bronze Anodised 4 = Gold Anodised	0 = Excl. Driver (max. 700mA DC) 1 = Driver 450 mA DC (Integrated) 2 = Dim. Driver 450 mA DC (1-10V) (Integrated) 3 = Incl. Dim. Driver 450 mA DC (1-10V)** 4 = Incl. Driver 700 mA DC** 5 = Incl. Dim. Driver 700 mA DC (PUSH DIM)** 6 = Incl. Dim. Driver 700 mA DC (PHASE CUT)** 7 = Incl. Dim. Driver 700 mA DC (1-10V)** 8 = Incl. Dim. Driver 700 mA DC (DALI)**
		For latest LED technologies Scan or click QR-code		Custom colours on demand Scan or click QR-code		Info drivers or scan / click QR-code CONCRETE KIT Remote driver
For example :						
336 (Shaker)	40 (Torsion - IP20)	1 (15° - G2)	1 (4000 K)	1 (Matt White Textured)	3 (Bronze Anodised)	0 (Excl. Driver (max. 700 mA DC)

3364011130 SHAKER - Torsion - IP20 • LED G2 - CRI 90 - 23,4 W • 4000 K - Beam 15° • Housing: Matt White Textured • Cone: Bronze Anodised • Excl. Driver (max. 700mA DC)

***G2 on 450mA DC = 14,8 W - 1505 lm - 4000 K I 14,8 W - 1322 lm - 3000 K I 14,8 W - 1315 lm - 2700 K**
***G2 on 700mA DC = 23,4 W - 2224 lm - 4000 K I 23,4 W - 1969 lm - 3000 K I 23,4 W - 1943 lm - 2700 K**

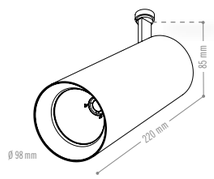

	SHAKER I ELEMENT I LED
	See table I Only for custom length & C-PRO
	LED I CRI ≥ 90
	G2 I 14,8 W I 450mA DC I IP20 I ⏚ I ▼
	G2 I 23,4 W I 700mA DC I IP20 I ◈ I ▼
	Driver 450 mA DC (Integrated) - Driver max. 700 mA DC (Excl. or Incl.)
	90° I 350°
	Aluminium
	See table
	CE
	Excl. Driver 825 g I Driver Integrated 1.025 g

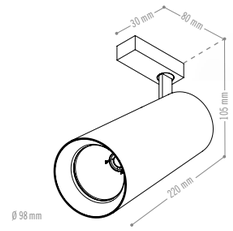

	SHAKER I CEILING I LED
	See table
	LED I CRI ≥90
	G2 I 14,8 W I 450mA DC I IP20 I ⏚ I ▼
	G2 I 23,4 W I 700mA DC I IP20 I ◈ I ▼
	Driver 450 mA DC (Integrated) - Driver max. 700 mA DC (Excl. or Incl.)
	90° I 350°
	Aluminium
	See table
	CE
	Excl. Driver 925 g I Driver Integrated 1.125 g

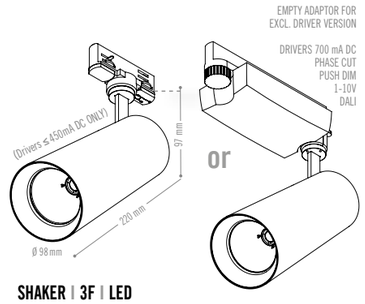

	SHAKER I 3F I LED
	See table
	LED I CRI ≥90
	G2 I 14,8 W I 450mA DC I IP20 I ⏚ I ▼
	G2 I 23,4 W I 700mA DC I IP20 I ◈ I ▼
	Driver 450 mA DC (Integrated) - Driver max. 700 mA DC (Excl. or Integr.**)
	90° I 350°
	Aluminium
	See table
	CE
	Excl. Driver 1.100 g I Driver Integrated 1.200 g

© 100%LIGHT - Fixtures: SNAPS - LED - Matt White Textured

SNAPS

SNAPS
BRUSHED ALUMINIUM ANODISED

SNAPS
MATT WHITE TEXTURED

SNAPS
BLACK ANODISED

SNAPS
BLACK ANODISED & MATT WHITE

SNAPS
BLACK ANODISED & MATT GOLD

Machined from a solid aluminium billet, SNAPS (indoor) is a small recessed fixture with an asymmetric beam for indoor use (IP20). Coupled with a warm white LED light source, the asymmetric beam pattern provides extreme visual comfort, ideal for corridors, steps and stairwells.

SNAPS is constructed from aluminium and finishes include Anodised, lacquered options or combinations of these in various colours.

SNAPS is also available in outdoor (IP65) versions.

LEDs & LED FIXTURES 5 YEARS WARRANTY

© 100%LIGHT - Fixtures: SNAPS - LED - Brushed Aluminium Anodised

LED
CRI 80 | CRI ≥ 90

Remote driver

ACCESSORY
Ref. 548350
Wall concrete kit

SNAPS
LED

SNAPS I LED

	MODEL	LED COLOUR - LED*	FINISH	DRIVERS (LED serial connection)
SNAPS = 548	1 = Indoor	2 = 2700 K - G0 - CRI ≥ 90 3 = 3000 K - G0 - CRI ≥ 90 4 = 4000 K - G0 - CRI ≥ 80 For latest LED technologies Scan or click QR-code	WHT = Matt White Textured BLA = Black Anodised BW = Black Anodised - Matt White BG = Black Anodised - Matt Gold BAL = Brushed Aluminium Anodised Custom colours on demand Scan or click QR-code	0 = Excl. Driver (max. 700mA DC) 3 = Incl. Driver 350 mA DC 7 = Incl. Driver 700 mA DC Info drivers or scan / click QR-code
548 (SNAPS)	1 (Indoor)	2 (2700 K - G0 - CRI ≥ 90)	WHT (Matt White Textured)	7 (Incl. Driver Driver 700 mA DC)

54812WHT7 SNAPS Indoor - IP20 • LED G0 - 6,8 W • 2700 K - CRI 90 • Matt White Textured • Incl. Driver Driver 700 mA DC

***G0 on 350 mA DC = 3,2 W - 365 lm - 4000 K | 3,2 W - 292 lm - 3000 K | 3,2 W - 267 lm - 2700 K**
***G0 on 700 mA DC = 6,8 W - 640 lm - 4000 K | 6,8 W - 512 lm - 3000 K | 6,8 W - 469 lm - 2700 K**

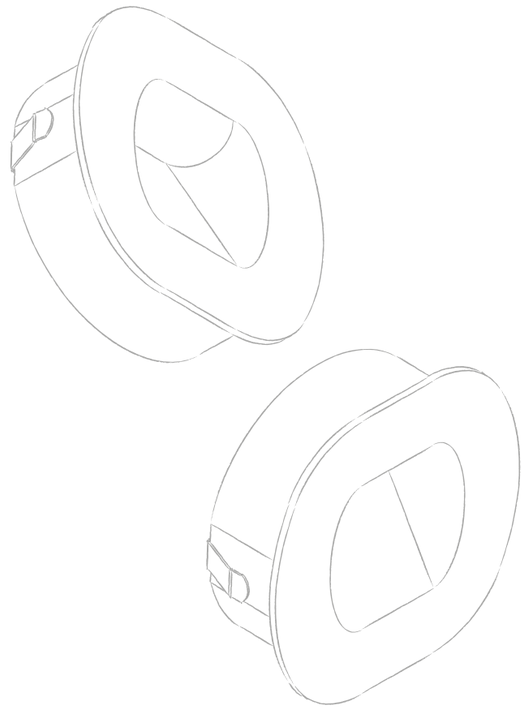

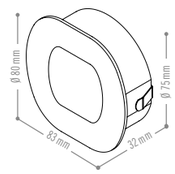

Name	**SNAPS I IP20**
Ref.	**See Table**
Lamp + fitting	LED I CRI ≥ 90
	G0 I 3,2 W I 350 mA DC I IP20 I
	G0 I 6,8 W I 700 mA DC I IP20 I
Control gear	Driver max. 700 mA DC (Excl. or Incl.)
Cut-out	Ø 76 x 60 mm
Materials	Aluminium
Finish	See table
	CE
	275 g

© 100%LIGHT - Fixture: NOWHERE - Halogen

NOWHERE

NOWHERE SMALL

NOWHERE

Simplicity for pure elegance. The NOWHERE series is a fixed, built-in light fixture that once installed, becomes part of the fabric of the building, forming a pure, seamless illuminated opening in the wall. Manufactured from the inert material, "Fermacell".

NOWHERE can be skimmed, sanded and painted to match the surroundings and will not suffer from cracking or the effects of temperature variations. Simple to install, NOWHERE can become part of any wall, including plasterboard or concrete.

The light source is discreetly located inside the wall, though still accessible for maintenance.

The NOWHERE series is available in two sizes with halogen or low-energy lamp options for the large version, and halogen or COB LED for both frames.

LEDS & LED FIXTURES 5 YEARS WARRANTY

© 100%LIGHT - Fixtures: NOWHERE SMALL - LED

NOWHERE
small
LED

LED | CRI ≥ 90

QT14 | G9

Drivers see page 462
Serial connection

Remote driver

to be painted

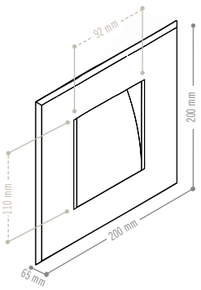

Name	**NOWHERE SMALL | LED**	**NOWHERE SMALL | QT14**
Ref.	**222331**	**222300**
Lamp + fitting	LED | CRI ≥ 90	QT14 | G9
	G0 | 3,2 W | 2700 K | 267 lm | 350 mA DC | IP20 |	25-40 W | IP20 | ~ 230 V |
Control gear	Driver max. 350 mA DC (Excl.)	
Cut-out	200 mm x 200 mm x 65 mm	200 mm x 200 mm x 65 mm
Final opening	110 mm x 92 mm	110 mm x 92 mm
Materials	Fermacell	Fermacell
Finish	To be painted	To be painted
	CE	CE
	800 g	800 g

© 100%LIGHT - Fixtures: NOWHERE SMALL - Halogen & Fixtures: BLIND - Halogen - Chrome

© 100%LIGHT - Fixtures. NOWHERE - Halogen & Fixtures. Courbes duo - LED - Matt White Textured

NOWHERE

LED I QT-DE I TC-D/E

LED I CRI ≥ 80

QT-DE12 I R7s

TC-D/E I G24q-3

to be painted

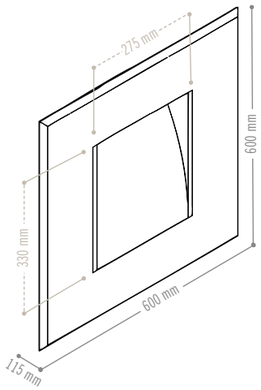

Name	**NOWHERE I LED**	**NOWHERE I QT-DE12**	**NOWHERE I TC-D/E**
Ref.	**222231**	**222200**	**222250**
	222231L > Dimmable (DALI)		
	222231F > Dimmable (PHASE CUT)		
	222231S > Dimmable (PUSH DIM)		
	222231D > Dimmable (1-10V)		
Lamp + fitting	LED 28 I CRI ≥ 80	QT-DE12 (114,2) I R7s	TC-D/E I G24q-3
	12,8 W I 1840 lm I 3000 K	120W I IP20 I ~ 230 V I ⏚ I ▼	26W I IP20 I ~ 230 V I ⏚ I ▼
	350 mA DC I ~ 230 V I IP20 I ⏚ I ▼		
Control gear	Driver 350 mA DC (Integrated)		Ballast (Integrated)
Cut-out	600 mm x 600 mm x 115 mm	600 mm x 600 mm x 115 mm	600 mm x 600 mm x 115 mm
Final opening	330 mm x 275 mm	330 mm x 275 mm	330 mm x 275 mm
Materials	Fermacell	Fermacell	Fermacell
Finish	To be painted	To be painted	To be painted
	CE	CE	CE
KG	7.000 g	7.100 g	7.000 g

© 100%LIGHT - Fixture: NOWHERE - Halogen

© 100%LIGHT - Fixtures: NOWHERE - Halogen

© 100%LIGHT - Fixture: EDGE- Down/up - LED - Matt White Textured

EDGE UP

or EDGE DOWN

EDGE DOWN/UP

EDGE

The EDGE is a collection of lamps that comes in two different formats, straight, tight this fixture for indoor use which create highly attractive straight lines. Will perfectly light any wall.

The design allows the placement in old mansions, tight houses or even office buildings. The light source is designed deepened for optimal light comfort. LED with different reflector possibility's and other accessories or GU10 retrofit versions are designed to accomplish the users'needs.

There is also the possibility of choosing between two different beams (e.g. small beam up/ wide beam down) Standard in Matt White Textured or Brushed Black and Bronze Anodised.

On demand, the EDGE can be delivered in various Colours.

EDGE

up I down I down/up
LED I GU10 I QR-C51

LED I CRI ≥ 90

QPAR51 I GU10

QR-C51 I GX5,3

COMPATIBILITY RETROFIT LAMPS

Scan or click QR-code

ACCESSORY (LED ONLY)

Ref. 3316150AS (assembled)
CORRECTION FILTER Ø 50 mm

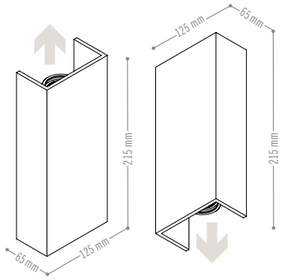

Name	EDGE I UP or DOWN I LED	EDGE I UP or DOWN I GU10	EDGE I UP or DOWN I QR-C51
Ref.	See Table	54435BLA > Black Anodised	54436BLA > Black Anodised
		54435BRA > Bronze Anodised	54436BRA > Bronze Anodised
		54435WHT > Matt White Textured	54436WHT > Matt White Textured
		54435BLT > Matt Black Textured	54436BLT > Matt Black Textured
		54435BAL > Brushed Aluminium Anodised	54436BAL > Brushed Aluminium Anodised
Lamp + fitting	LED I CRI ≥ 90	QPAR51 I GU10	QR-C51 I GX5,3
	G1 I 9,3 W I 350 mA DC I IP20 I ⏚ I ▼	Max. 50W I IP20 I ~ 230 V I ⏚ I ▼	Max. 50W I IP20 I ~ 230 V I ⏚ I ▼
Control gear	Driver 350 mA DC (Integrated or Excl./Incl.)		Transformer (Integrated)
Materials	Aluminium	Aluminium	Aluminium
Finish	See table	Black Anodised (BLA) I Bronze Anodised (BRA) Matt White Textured (WHT) I Matt Black Textured (BLT) Brushed Aluminium Anodised (BAL)	Black Anodised (BLA) I Bronze Anodised (BRA) Matt White Textured (WHT) I Matt Black Textured (BLT) Brushed Aluminium Anodised (BAL)
	CE	CE	CE
KG	1.550 g	1.100 g	1.175 g

EDGE I UP I DOWN I DOWN/UP I LED I IP20

MODEL	LED COLOUR - LED*	BEAM ANGLE	FINISH	DRIVERS (LED serial connection)
EDGE = 544 3 = Up or Down 4 = Down/Up	0 = 4000 K - G1 1 = 3000 K - G1 2 = 2700 K - G1	1 = Small beam - 20° 2 = Medium beam - 28° 3 = Wide beam - 40° 4 = DOWN - Wide beam - 40° + UP - Small beam - 20°	BLA = Black Anodised BRA = Bronze Anodised WHT = Matt White Textured BLT = Matt Black Textured BAL = Brushed Aluminium Anodised	0 = Excl. Driver (max. 350 mA DC) 1 = Driver 350 mA DC (Integrated) 2 = Incl. Dim. Driver 350 mA DC (PUSH DIM) 3 = Incl. Dim. Driver 350 mA DC (PHASE CUT) 4 = Incl. Dim. Driver 350 mA DC (1-10 V) 5 = Incl. Dim. Driver 350 mA DC (DALI) 6 = Driver 350mA DC PUSH DIM (Integrated) 7 = Driver 350mA DC PHASE CUT (Integrated) 8 = Driver 350mA DC 1-10V (Integrated) 9 = Driver 350mA DC DALI (integrated)
	For latest LED technologies Scan or click QR-code		Custom colours on demand Scan or click QR-code	Info drivers or scan / click QR-code
For example : **544** (EDGE) **4** (Down/Up)	**2** (2700 K - G1)	**3** (Wide beam - 40°)	**BLA** (Black Anodised)	**1** (Driver 350mA DC (Integrated))

544423BLA1 EDGE • Down/Up - IP20 • LED - G1 • 2700 K • Beam - 40° • Black Anodised • Driver 350 mA DC (Integrated)

***G1 = 9,3W - 948 lm - 4000 K I 9,3W - 845 lm - 3000 K I 9,3W - 809 lm - 2700 K**

© 100%LIGHT - Fixture : EDGE- Down/up - LED - Matt White Textured

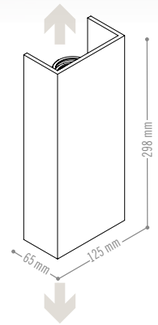

Name	EDGE I DOWN/UP I LED	EDGE I DOWN/UP I GU10	EDGE I DOWN/UP I QR-C51
Ref.	See Table	54445BLA > Black Anodised	54446BLA > Black Anodised
		54445BRA > Bronze Anodised	54446BRA > Bronze Anodised
		54445WHT > Matt White Textured	54446WHT > Matt White Textured
		54445BLT > Matt Black Textured	54446BLT > Matt Black Textured
		54445BAL > Brushed Aluminium Anodised	54446BAL > Brushed Aluminium Anodised
Lamp + fitting	LED I CRI ≥ 90	QPAR51 I GU10	QR-C51 I GX 5,3
	G1 I 2x 9,3 W I 350 mA DC I IP20 I ⏚ I ▼	Max. 50W I IP20 I ~ 230 V I ⏚ I ▼	Max. 50W I IP20 I ~ 230 V I ⏚ I ▼
Control gear	Driver 350 mA DC (Integrated or Excl./Incl.)		Transformer (Integrated)
Materials	Aluminium	Aluminium	Aluminium
Finish	See table	Black Anodised (BLA) I Bronze Anodised (BRA) Matt White Textured (WHT) I Matt Black Textured (BLT) Brushed Aluminium Anodised (BAL)	Black Anodised (BLA) I Bronze Anodised (BRA) Matt White Textured (WHT) I Matt Black Textured (BLT) Brushed Aluminium Anodised (BAL)
	CE	CE	CE
KG	2.200g	1.550g	1.650 g



© 100%LIGHT - Fixtures: BLOQUS - Halogen

BLOQUS

Simplicity itself. The BLOQUS family offers a range of fixed wall fittings of discrete design, coupled with outstanding performance.

A high output reflector system is combined with a broad-beam lens to give an extraordinary lighting effect.

The body of BLOQUS is manufactured from Fermacell, allowing a seamless junction between the fixture and wall by blending in with a simple plaster skim. After installation, the body is sanded where necessary and painted to the required colour, usually to match the wall finish.

BLOQUS is available in several versions from LED to halogen, or low-energy compact fluorescent TC-L 36 or 55 Watt

Control gear is integral, making BLOQUS simple to install on any wall.



BLOQUS

BLOQUS LONG

BLOQUS

LED | CRI ≥ 80

QT-DE12 | R7s

TC-L | 2G11

Other Kelvin degrees on demand

to be painted

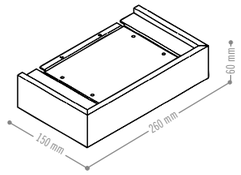

Name	**BLOQUS | LED**	**BLOQUS | QT-DE12**
Ref.	**223001**	**223000**
	223001D > Dimmable (1-10V)	
	223001F > Dimmable (PHASE CUT)	
Lamp + fitting	LED 14 (2x) | CRI ≥ 80 | 1740 lm | 3000 K	QT-DE12 (114,2) | R7s
	12,4 W | IP20 | ~ 230 V | ⏚ |	150 W | IP20 | ~ 230 V | ⏚ |
Control gear	Driver 350 mA DC (Integrated)	
Materials	Fermacell	Fermacell
Finish	To be painted	To be painted
	CE	CE
	2.100 g	1.900 g

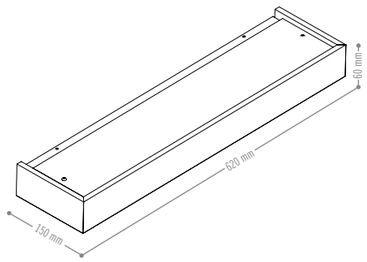

Name	**BLOQUS LONG | LED**	**BLOQUS LONG | TC-L36**	**BLOQUS LONG | TC-L55**
Ref.	**223054**	**223053**	**223050**
	223054L > Dimmable (DALI)	**223053L > Dimmable (DALI)**	**223050L > Dimmable (DALI)**
	223054D > Dimmable (1-10V)	**223053D > Dimmable (1-10V)**	**223050D > Dimmable (1-10V)**
	223054DS > Dimmable (DSI)	**223053S > Dimmable (PUSH DIM)**	**223050S > Dimmable (PUSH DIM)**
	223054S > Dimmable (PUSH DIM)		
Lamp + fitting	LED 56 (2x) | CRI ≥ 80 | 7380 lm | 3000 K	TC-L | 2G11	TC-L | 2G11
	51 W | IP20 | ~ 230 V | ⏚ |	2 X 36 W | IP20 | ~ 230 V | ⏚ |	2 X 55 W | IP20 | ~ 230 V | ⏚ |
Control gear	Driver 350 mA DC (Integrated)	Ballast (Integrated)	Ballast (Integrated)
Materials	Fermacell	Fermacell	Fermacell
Finish	To be painted	To be painted	To be painted
	CE	CE	CE
	4.100 g	4.000 g	4.000 g

© 100%LIGHT - Fixture: BLOQUS - Halogen

© 100%LIGHT - Fixture: GUMBLE WALL - Halogen - Matt White Textured



GUMBLE WALL

GUMBLE WALL LONG

GUMBLE WALL

The minimalist lines and the gentle lighting effect of the GUMBLE WALL series, offering pure indirect or a combination of direct/indirect light, make this a perfect solution for residential, office and retail applications.

The outstanding technical features of this fixture include a high output reflector with a very broad light beam.

The GUMBLE WALL series is available in Matt White Textured, Bronze and can be equipped for LED, TC-L, or halogen lamps for indirect light.

Integral control gear in all versions makes installation simple on any kind of wall.

LEDS & LED FIXTURES 5 YEARS WARRANTY

GUMBLE WALL

LED | CRI ≥ 80

QT-DE12 | R7s

TC-L | 2G11

Other Kelvin degrees on demand

CUSTOM COLOURS
on demand
Scan or click QR-code

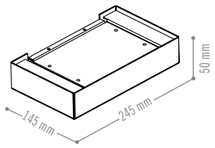

Name	**GUMBLE WALL | LED**	**GUMBLE WALL | QT-DE12**
Ref.	**209001BR > Bronze**	**209000BR > Bronze**
	209001WHT > Matt White Textured	**209000WHT > Matt White Textured**
	209001DBR > Bronze Dimmable (1-10V)	
	209001FBR > Bronze Dimmable (PHASE CUT)	
	209001DWHT > Matt White Textured Dim. (1-10V)	
	209001FWHT > Matt White Textured Dim. (PHASE CUT)	
Lamp + fitting	LED 14 (2x) | CRI ≥ 80 | 1740 lm | 3000 K	QT-DE12 (114,2) | R7s
	12,4 W | IP20 | ~ 230 V | ⏚ | ▼	150 W | IP20 | ~ 230 V | ⏚ | ▼
Control gear	Driver 350 mA DC (Integrated)	
Materials & Finish	Brass | Bronze (BR)	Brass | Bronze (BR)
	Steel | Matt White Textured (WHT)	Steel | Matt White Textured (WHT)
	CE	CE
KG	2.200 g	2.000 g

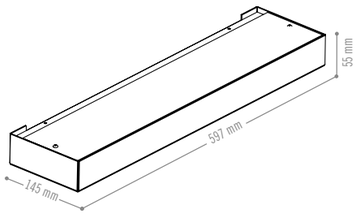

Name	**GUMBLE WALL LONG | LED**	**GUMBLE WALL LONG | TC-L36**	**GUMBLE WALL LONG | TC-L55**
Ref.	**209054BR > Bronze**	**209050BR > Bronze**	**209055BR > Bronze**
	209054WHT > Matt White Textured	**209050WHT > Matt White Textured**	**209055WHT > Matt White Textured**
	209054DBR > Bronze Dimmable (1-10V)	**209050DBR > Bronze Dimmable (1-10V)**	**209055DBR > Bronze Dimmable (1-10V)**
	209054DWHT > Matt White Textured Dim. (1-10V)	**209050DWHT > Matt White Textured Dim. (1-10V)**	**209055DWHT > Matt White Textured Dim. (1-10V)**
	209054FBR > Bronze Dimmable (PHASE CUT)	**209050LBR > Bronze Dimmable (DALI)**	**209055LBR > Bronze Dimmable (DALI)**
	209054FWHT > Matt White Textured Dim. (PHASE CUT)	**209050LWHT > Matt White Textured Dimmable (DALI)**	**209055LWHT > Matt White Textured Dimmable (DALI)**
Lamp + fitting	LED 56 (2x) | CRI ≥ 80 | 7380 lm | 3000 K	TC-L | 2G11	TC-L | 2G11
	51 W | IP20 | ~ 230 V | ⏚ | ▼	2 X 36 W | IP20 | ~ 230 V | ⏚ | ▼	2 X 55 W | IP20 | ~ 230 V | ⏚ | ▼
Control gear	Driver 350 mA DC (Integrated)	Ballast (Integrated)	Ballast (Integrated)
Materials & Finish	Brass | Bronze (BR)	Brass | Bronze (BR)	Brass | Bronze (BR)
	Steel | Matt White Textured (WHT)	Steel | Matt White Textured (WHT)	Steel | Matt White Textured (WHT)
	CE	CE	CE
KG	4.400 g	4.300 g	4.300 g

© 100%LIGHT - Fixture : GUMBLE WALL LONG - Compact fluorescent - Matt White Textured

© 100%LIGHT - Fixtures : CATT - LED - Matt White Textured

CATT

CATT

Soft glare-free indirect ambient lighting is the essence of the CATT series. Ultra slim clean lines, a highly efficient LED light source and a carefully designed diffuser system combine to provide an incredibly wide and homogenous uplight distribution.

The CATT series is available as standard in a Matt White Textured finish, and on demand in any other RAL colour.

Control gear is integrated in all versions and the adjustable suspension wires (< 3000 mm) made for easy installation on any ceiling.

LEDS & LED FIXTURES 5 YEARS WARRANTY



LED | CRI ≥ 80

Other Kelvin degrees on demand

CUSTOM COLOURS
on demand
Scan or click QR-code

CATT
LED

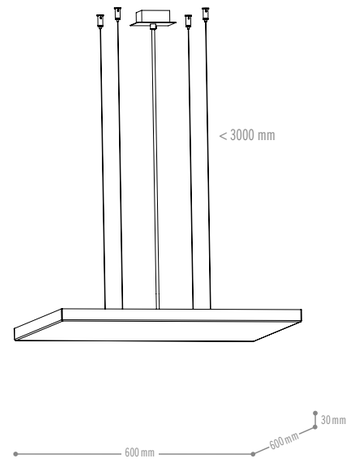

Name	**CATT | LED (51 W)**	**CATT | LED (102 W)**
Ref.	**331030WHT**	**331032WHT**
	331030WHTL > Dimmable (DALI)	**331032WHTL > Dimmable (DALI)**
	331030WHTI > Dimmable (DSI)	**331032WHTI > Dimmable (DSI)**
	331030WHTS > Dimmable (PUSH DIM)	**331032WHTS > Dimmable (PUSH DIM)**
	331030WHTD > Dimmable (1-10V)	**331032WHTD > Dimmable (1-10V)**
Lamp + fitting	LED 56 (2x) | CRI ≥ 80	LED 56 (4x) | CRI ≥ 80
	51 W | 7360 lm | 3000 K | IP20 | ~ 230 V | ⏚ |	102 W | 14720 lm | 3000 K | IP20 | ~ 230 V | ⏚ |
Control gear	Driver 350 mA DC (Integrated)	Driver 350 mA DC (Integrated)
Materials	Steel & Aluminium	Steel & Aluminium
Finish	Matt White Textured (WHT)	Matt White Textured (WHT)
	CE	CE
KG	8.700 g	9.000 g

© 100%LIGHT - Fixture: GUMBLE - Down / Up - Down : Halogen - Up : LED - Matt White Textured



GUMBLE UP

GUMBLE DOWN

GUMBLE DOWN / UP

GUMBLE

The tight lines and the gentle effect of the GUMBLE series has been developed for indirect ambient lighting. The GUMBLE is ideal for specific lighting applications where soft and glare-free lighting is required. The reflector ensures a wide and homogeneous uplight distribution. In some models, direct downlight is also available to increase the illumination level immediately under the luminaire.

Diffusing either pure indirect light or a combination of direct and indirect light, make this a perfect solution for offices and shops. The outstanding technical features of this fixture include a high output reflector with a very broad light beam.

The GUMBLE series is available in Matt White Textured, and can be used with several lamps types: from high efficient LED to TC-L, discharge lamps or halogen lamps for indirect light, or 12 volt halogen QR-LP111 and HIR-CE111 discharge lamps for indirect light. The Down/Up versions have standard 2 circuits.

All control gears and transformers are built in. Easy to install on any kind of ceiling.

LEDS & LED FIXTURES 5 YEARS WARRANTY

GUMBLE

up

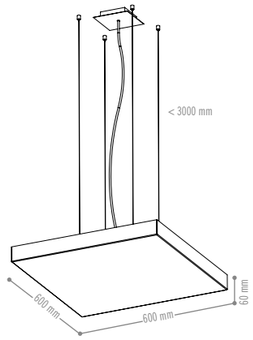

LED | CRI ≥ 80

QT-DE12 | R7s

TC-L | 2G11

HIT-DE | RX7s

Other Kelvin degrees on demand

CUSTOM COLOURS
on demand
Scan or click QR-code

Name	**GUMBLE UP | LED (51 W)**	**GUMBLE UP | LED (102 W)**
Ref.	**301010WHT**	**301012WHT**
	301010WHTL > Dimmable (DALI)	**301012WHTL > Dimmable (DALI)**
	301010WHTI > Dimmable (DSI)	**301012WHTI > Dimmable (DSI)**
	301010WHTS > Dimmable (PUSH DIM)	**301012WHTS > Dimmable (PUSH DIM)**
	301010WHTD > Dimmable (1-10V)	**301012WHTD > Dimmable (1-10V)**
Lamp + fitting	LED 56 (2x) | CRI ≥ 80 | 7360 lm | 3000 K	LED 56 (4x) | CRI ≥ 80 | 14720 lm | 3000 K
	51 W | IP20 | ~ 230 V | ⏚ | ▼	102 W | IP20 | ~ 230 V | ⏚ | ▼
Control gear	Driver 350 mA DC (Integrated)	Driver 350 mA DC (Integrated)
Materials	Steel & Aluminium	Steel & Aluminium
Finish	Matt White Textured (WHT)	Matt White Textured (WHT)
	CE	CE
KG	8.300 g	8.600 g

Name	**GUMBLE UP | 2 x QT-DE12 (Max. 300W)**	**GUMBLE UP | 2 x HIT-DE (70W)**	**GUMBLE UP | 2 x TC-L (55W)**
Ref.	**301000WHT**	**301040WHT**	**301050WHT**
			301050WHTL > Dimmable (DALI)
			301050WHTD > Dimmable (1-10V)
Lamp + fitting	2 x QT-DE12 (114,2) | R7s	2 x HIT-DE | RX7s	2 x TC-L | 2G11
	Max. 2x 300 W | IP20 | ~ 230 V | ⏚ | ▼	70 W | IP20 | ~ 230 V | ⏚ | ▼	55 W | IP20 | ~ 230 V | ⏚ | ▼
Control gear		Ballast (Integrated)	Ballast (Integrated)
Materials	Steel & Aluminium	Steel & Aluminium	Steel & Aluminium
Finish	Matt White Textured (WHT)	Matt White Textured (WHT)	Matt White Textured (WHT)
	CE	CE	CE
KG	8.200 g	8.300 g	8.300 g

Name	**GUMBLE UP | 4 x TC-L (55W)**	**GUMBLE UP | 2 x TC-L (80W)**	**GUMBLE UP | 4 x TC-L (80W)**
Ref.	**301055WHT**	**301080WHT**	**301088WHT**
	301055WHTL > Dimmable (DALI)	**301080WHTL > Dimmable (DALI)**	
	301055WHTD > Dimmable (1-10V)	**301080WHTD > Dimmable (1-10V)**	
Lamp + fitting	4 x TC-L | 2G11	2 x TC-L | 2G11	4 x TC-L | 2G11
	55 W | IP20 | ~ 230 V | ⏚ | ▼	80 W | IP20 | ~ 230 V | ⏚ | ▼	80 W | IP20 | ~ 230 V | ⏚ | ▼
Control gear	Ballast (Integrated)	Ballast (Integrated)	Ballast (Integrated)
Materials	Steel & Aluminium	Steel & Aluminium	Steel & Aluminium
Finish	Matt White Textured (WHT)	Matt White Textured (WHT)	Matt White Textured (WHT)
	CE	CE	CE
KG	8.600 g	8.400 g	8.700 g

© 100%LIGHT - Fixture: GUMBLE - Up - Compact fluorescent - Matt White Textured

© 100%LIGHT - Fixtures : GUMBLE - Down / Up - Down : Halogen - Up : Compact fluorescent - Matt White Textured

GUMBLE

down/up

LED | CRI ≥ 80

QT-DE12 | R7s

TC-L | 2G11

HIT-DE | RX7s

QR-LP111 | G53

HIR-CE111 | GX8.5

Other Kelvin degrees on demand

COMPATIBILITY RETROFIT LAMPS

Scan or click QR-code

Name	**GUMBLE | 2 x QT-DE12 UP Max. 2 x 300W - 4 x QR-LP111 DOWN**
Ref.	**301102WHT**
Lamp + fitting	UP 2 x QT-DE12 (114,2) | R7s | Max. 2 x 300 W
	DOWN 4 x QR-LP111 | G53 | Max. 50 W
	IP20 | ~ 230 V | ⏚ | ▼
Orientation	30°-30°
Control gear	Transformer (Integrated)
Materials	Steel & Aluminium
Finish	Matt White Textured (WHT)
	CE
	11.200 g

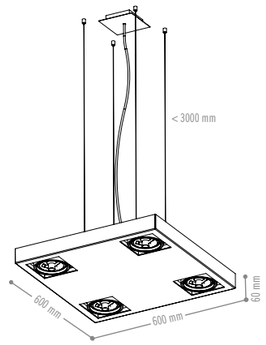

Name	**GUMBLE | LED UP - 4 x QR-LP111 DOWN**	**GUMBLE | 2 x TC-L 55W UP - 4 x QR-LP111 DOWN**	**GUMBLE | 2 x TC-L 55W UP - 4 x HIR-CE111 DOWN**
Ref.	**301112WHT**	**301152WHT**	**301157WHT**
Lamp + fitting	UP LED 56 (2x) | CRI ≥ 80 | 51 W | 7360 lm | 3000 K	UP 2 x TC-L | 2G11 | 55 W	UP 2 x TC-L | 2G11 | 55 W
	DOWN 4 x QR-LP111 | G53 | Max. 50 W	DOWN 4 x QR-LP111 | G53 | Max. 50 W	DOWN 4 x HIR-CE111 | GX8,5 | 70 W
	IP20 | ~ 230 V | ⏚ | ▼	IP20 | ~ 230 V | ⏚ | ▼	IP20 | ~ 230 V | ⏚ | ▼
Orientation	30°-30°	30°-30°	30°-30°
Control gear	Driver 350 mA DC & Transformer (Integrated)	Ballast & Transformer (Integrated)	Ballast & Transformer (Integrated)
Materials	Steel & Aluminium	Steel & Aluminium	Steel & Aluminium
Finish	Matt White Textured (WHT)	Matt White Textured (WHT)	Matt White Textured (WHT)
	CE	CE	CE
	11.600 g	11.600 g	11.600 g

Name	**GUMBLE | 2 x HIT-DE 70W UP - 4 x QR-LP111 DOWN**	**GUMBLE | LED UP - 4 x HIR-CE111 DOWN**	**GUMBLE | 2 x HIT-DE 70W UP - 4 x HIR-CE111 DOWN**
Ref.	**301172WHT**	**301117WHT**	**301177WHT**
Lamp + fitting	UP 2 x HIT-DE | RX7s | 70 W	UP LED 56 (2x) | CRI ≥ 80 | 51 W | 7360 lm | 3000 K	UP 2 x HIT-DE | RX7s | 70 W
	DOWN 4 x QR-LP111 | G53 | Max. 50 W	DOWN 4 x HIR-CE111 | GX8,5 | 70 W	DOWN 4 x HIR-CE111 | GX8,5 | 70 W
	IP20 | ~ 230 V | ⏚ | ▼	IP20 | ~ 230 V | ⏚ | ▼	IP20 | ~ 230 V | ⏚ | ▼
Orientation	30°-30°	30°-30°	30°-30°
Control gear	Ballast & Transformer (Integrated)	Driver 350 mA DC & Transformer (Integrated)	Ballast (Integrated)
Materials	Steel & Aluminium	Steel & Aluminium	Steel & Aluminium
Finish	Matt White Textured (WHT)	Matt White Textured (WHT)	Matt White Textured (WHT)
	CE	CE	CE
	11.200 g	11.700 g	11.300 g

QR-LP111 | G53

HIR-CE111 | GX8.5

COMPATIBILITY RETROFIT LAMPS

Scan or click QR-code

CUSTOM COLOURS

on demand
Scan or click QR-code

ACCESSORY

UV FILTER | HIR-CE111
Ref. 191400 Clear
Ref. 191401 Matt

GUMBLE

down

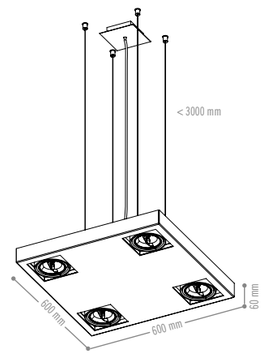

Name	**GUMBLE DOWN | 4 x QR-LP111**	**GUMBLE DOWN | 4 x HIR-CE111**
Ref.	**301220WHT**	**301270WHT**
Lamp + fitting	QR-LP111 | G53	HIR-CE111 | GX8,5
	Max. 50 W | IP20 | ~ 230 V | ⏚ | ▼	35-70 W | IP20 | ~ 230 V | ⏚ | ▼
Orientation	30°-30°	30°-30°
Control gear	Transformer (Integrated)	Ballast (Integrated)
Materials	Steel & Aluminium	Steel & Aluminium
Finish	Matt White Textured (WHT)	Matt White Textured (WHT)
	CE	CE
	11.000 g	11.000 g

© 100%LIGHT - Fixture: GUMMY - Down - Halogen - Matt White Textured

GUMMY UP

GUMMY DOWN

GUMMY DOWN / UP

GUMMY

The minimalist, compact lines and the gentle lighting effect of the GUMMY series, offering pure indirect light or a combination of direct and indirect light, make this a perfect solution for residential applications.

The GUMMY series is available in Matt White Textured, and can be equipped with integral gear for TC-T/E 32 or 42 Watt for indirect light, and 12 Volt halogen or LED QR-C51 for direct light.

The Down/Up versions are wired as standard for 2 independent circuits, installation is simple on any kind of ceiling.

LEDS & LED FIXTURES 5 YEARS WARRANTY

GUMMY

up I down I down/up

LED I CRI ≥ 80

QR-C51 I GX5,3

TC-T/E I GX24q-4

COMPATIBILITY RETROFIT LAMPS
Scan or click QR-code

Other Kelvin degrees on demand

CUSTOM COLOURS
on demand
Scan or click QR-code

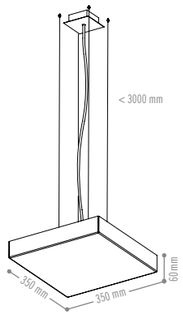

Name	**GUMMY UP I LED**	**GUMMY UP I 2 x TC-T/E**	**GUMMY UP I 4 x TC-T/E**
Ref.	**326010WHT > (26W)**	**326050WHT**	**326055WHT**
	326010WHTL > (26W) Dimmable (DALI)	**326050WHTL > Dimmable (DALI)**	**326055WHTL > Dimmable (DALI)**
	326012WHT > (51W)		
	326012WHTL > (51W) Dimmable (DALI)		
Lamp + fitting	LED 28 (2x) I CRI ≥ 80 I 26 W I 3680 lm I 3000 K	UP 2 x TC-D/E I GX24q-4	UP 4 x TC-D/E I GX24q-4
	LED 4 (4x) I CRI ≥ 80 I 51 W I 7360 lm I 3000 K	2 x 32 W I IP20 I ~ 230 V I ⏚ I ▼	4 x 32 W I IP20 I ~ 230 V I ⏚ I ▼
	IP20 I ~ 230 V I ⏚ I ▼	2 x 42 W I IP20 I ~ 230 V I ⏚ I ▼	4 x 42 W I IP20 I ~ 230 V I ⏚ I ▼
Control gear	Driver 350 mA DC (Integrated)	Ballast (Integrated)	Ballast (Integrated)
Materials	Steel & Aluminium	Steel & Aluminium	Steel & Aluminium
Finish	Matt White Textured (WHT)	Matt White Textured (WHT)	Matt White Textured (WHT)
	CE	CE	CE
KG	4.800 g	4.400 g	4.700 g

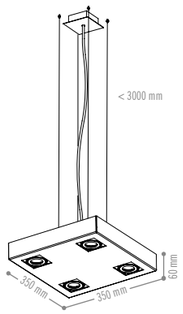

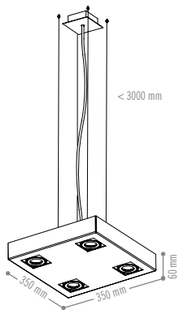

Name	**GUMMY I LED UP - 4 x QR-C51 DOWN**	**GUMMY I 2 x TC-T/E 42 UP - 4 x QR-C51 DOWN**	**GUMMY I 4 x QR-C51 DOWN**
Ref.	**326110WHT**	**326151WHT**	**326210WHT**
Lamp + fitting	UP LED 28 (2x) I CRI ≥ 80 I 26 W I 3680 lm I 3000 K	UP 2 x TC-D/E I GX24q-4 I 42 W	
	DOWN 4 x QR-C51 I GX5,3 I Max. 50 W	DOWN 4 x QR-C51 I GX5,3 I Max. 50 W	DOWN 4 x QR-C51 I GX5,3 I Max. 50 W
	IP20 I ~ 230 V I ⏚ I ▼	IP20 I ~ 230 V I ⏚ I ▼	IP20 I ~ 230 V I ⏚ I ▼
Orientation	30°-30°	30°-30°	30°-30°
Control gear	Driver 350 mA DC & Transformer (Integrated)	Ballast & Transformer (Integrated)	Transformer (Integrated)
Materials	Steel & Aluminium	Steel & Aluminium	Steel & Aluminium
Finish	Matt White Textured (WHT)	Matt White Textured (WHT)	Matt White Textured (WHT)
	CE	CE	CE
KG	5.600 g	5.700 g	5.400 g

© LIGHTLIGHT - Fixtures GUMMY - Down - Halogen - Matt White Textured & Fixture Crash Rings - Halogen - Matt White Textured



BIG FLAT SOFT DOWN

BIG FLAT SOFT UP

BIG FLAT SOFT

A beautiful large, decorative light fixture.

BIG FLAT SOFT has a diameter of 110 cm and offers warm white glare free indirect light. The elegant, voluptuous shape of BIG FLAT SOFT is sure to become a classic. Despite the soft light diffusion, 4x55-Watt TC-L compact fluorescent lamps provide a very useable indirect lighting package.

The BIG FLAT SOFT series is also available in a variety of spectacular colours.

Control gear is integrated in all versions and the adjustable suspension wires (<3000 mm) made for easy installation on any ceiling.

BIG FLAT SOFT

down

TC-L | 2G11

ACCESSORY

BASE SUSPENSION SET
Ref. 327901

TRIPLE SUSPENSION SET
Ref. 327902

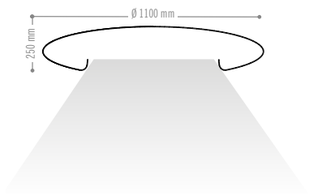

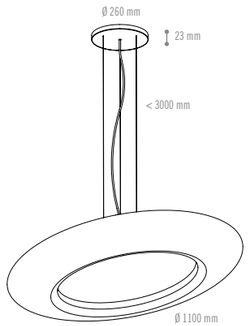

Name	**BIG FLAT SOFT | DOWN**
Ref.	**See table**
+ Ref. suspension	**+ 327901** (Base suspension set)
	+ 327902 (Triple suspension set)
Lamp + fitting	TC-L | 55W | 2G11
	4 x 55W | IP20 | ~ 230 V | ⏚ | ▼
Control gear	Ballast (Integrated)
Materials	Polyethylene
Finish	See table
	CE
	17.800 g

Ref. (Not Dimmable)	Ref. (Dimmable 1-10V)	Ref. (Dimmable DALI)	Finish
32755003	**32755003D**	**32755003L**	Flocked Lemon Yellow
32755004	**32755004D**	**32755004L**	Flocked Yellow
32755005	**32755005D**	**32755005L**	Flocked Orange
32755006	**32755006D**	**32755006L**	Flocked Signal Red
32755007	**32755007D**	**32755007L**	Flocked Wine Red
32755008	**32755008D**	**32755008L**	Flocked Violet
32755009	**32755009D**	**32755009L**	Flocked Brilliant Blue
32755010	**32755010D**	**32755010L**	Flocked Medium Blue
32755011	**32755011D**	**32755011L**	Flocked Royal Blue
32755012	**32755012D**	**32755012L**	Flocked Black
32755013	**32755013D**	**32755013L**	Flocked Pistache
32755014	**32755014D**	**32755014L**	Flocked Dark Green
32755015	**32755015D**	**32755015L**	Flocked Moss Green
32755016	**32755016D**	**32755016L**	Flocked Light Grey
32755017	**32755017D**	**32755017L**	Flocked Steel Grey
32755018	**32755018D**	**32755018L**	Flocked Medium Grey
32755019	**32755019D**	**32755019L**	Flocked Olive
32755020	**32755020D**	**32755020L**	Flocked Green Beige
32755021	**32755021D**	**32755021L**	Flocked Brown Beige
32755022	**32755022D**	**32755022L**	Flocked Medium Brown
32755023	**32755023D**	**32755023L**	Flocked Fawn Brown
32755024	**32755024D**	**32755024L**	Flocked Cola

© 100%LIGHT - Fixture: BIG FLAT SOFT Down - Compact fluorescent - Flocked Black

© 100%LIGHT - Fixture: BIG FLAT SOFT Down - Compact fluorescent - Flocked Cola

© 100%LIGHT - Fixture: BIG FLAT SOFT Down - Compact fluorescent - Flocked Orange & Fixtures: NOWHERE SMALL - LED

TC-L | 2G11

ACCESSORY

BASE SUSPENSION SET
Ref. 327901

TRIPLE SUSPENSION SET
Ref. 327902

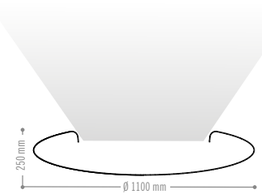

BIG FLAT SOFT

up

Ref. (Not Dimmable)	Ref. (Dimmable 1-10V)	Ref. (Dimmable DALI)	Finish
32755103	32755103D	32755103L	Flocked Lemon White
32755104	32755104D	32755104L	Flocked Yellow
32755105	32755105D	32755105L	Flocked Orange
32755106	32755106D	32755106L	Flocked Signal Red
32755107	32755107D	32755107L	Flocked Wine Red
32755108	32755108D	32755108L	Flocked Violet
32755109	32755109D	32755109L	Flocked Brilliant Blue
32755110	32755110D	32755110L	Flocked Medium Blue
32755111	32755111D	32755111L	Flocked Royal Blue
32755112	32755112D	32755112L	Flocked Black
32755113	32755113D	32755113L	Flocked Pistache
32755114	32755114D	32755114L	Flocked Dark Green
32755115	32755115D	32755115L	Flocked Moss Green
32755116	32755116D	32755116L	Flocked Light Grey
32755117	32755117D	32755117L	Flocked Steel Grey
32755118	32755118D	32755118L	Flocked Medium Grey
32755119	32755119D	32755119L	Flocked Olive
32755120	32755120D	32755120L	Flocked Matt Green Beige
32755121	32755121D	32755121L	Flocked Brown Beige
32755122	32755122D	32755122L	Flocked Medium
32755123	32755123D	32755123L	Flocked Fawn Brown
32755124	32755124D	32755124L	Flocked Cola

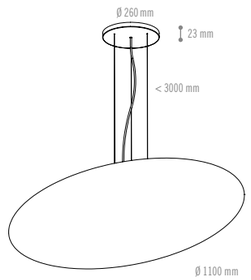

Name	**BIG FLAT SOFT | UP**
Ref.	**See table**
+ Ref. suspension	**+ 327901** (Base suspension set)
	+ 327902 (Triple suspension set)
Lamp + fitting	TC-L | 55W | 2G11
	4 x 55W | IP20 | ~ 230 V | ⏚ | ▼
Control gear	Ballast (Integrated)
Materials	Polyethylene
Finish	See table
	CE
	17.800 g

© LIGHT - Fixtures TUBITO Pendant - Fluorescent lamp

TUBITO WALL & CEILING

TUBITO PENDANT VERTICAL

TUBITO PENDANT

TUBITO

TUBITO is an elegant, Matt Opal tube of 150 mm diameter and 1500 mm length, designed around the T5 linear fluorescent lamp.

Four versions are available for direct wall mounting, direct ceiling mounting, horizontal suspension or vertical suspension.

All options utilise two 35 or 49 Watt T5 lamps, and can be specified in dimmable format.

Electronic control gear is standard and is integral in all versions.

© 100%LIGHT - Fixture:TUBITO Pendant - Fluorescent lamp

T5 | G5

TUBITO

wall I ceiling

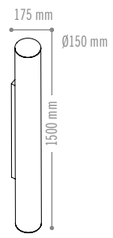

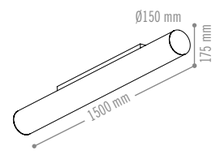

Name	**TUBITO WALL**	**TUBITO CEILING**
Ref.	**325150 > (2 x 35 W)**	**325151 > (2 x 35 W)**
	325150L > (2 x 35 W) Dimmable (DALI)	**325151L > (2 x 35 W) Dimmable (DALI)**
	325150D > (2 x 35 W) Dimmable (1-10V)	**325151D > (2 x 35 W) Dimmable (1-10V)**
	325152 > (2 x 49 W)	**325153 > (2 x 49 W)**
	325152L > (2 x 49 W) Dimmable (DALI)	**325153L > (2 x 49 W) Dimmable (DALI)**
	325152D > (2 x 49 W) Dimmable (1-10V)	**325153D > (2 x 49 W) Dimmable (1-10V)**
Lamp + fitting	T5 I G5	T5 I G5
	2 x 35 W or 2 x 49 W I IP20 I ~230 V I ⏚ I ▼	2 x 35 W or 2 x 49 W I IP20 I ~230 V I ⏚ I ▼
Control gear	Ballast (Integrated)	Ballast (Integrated)
Materials	Polycarbonate & Aluminium	Polycarbonate & Aluminium
Finish	Matt White Textured & Matt Polycarbonate	Matt White Textured & Matt Polycarbonate
	CE	CE
KG	5.700 g	5.700 g

TUBITO

pendant

T5 | G5

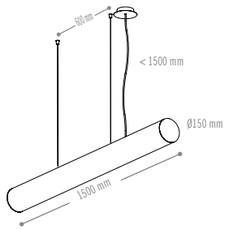

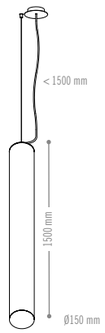

Name	**TUBITO PENDANT**	**TUBITO PENDANT VERTICAL**
Ref.	**325250 > (2 x 35 W)**	**325750 > (2 x 35 W)**
	325250L > (2 x 35 W) Dimmable (DALI)	**325750L > (2 x 35 W) Dimmable (DALI)**
	325250D > (2 x 35 W) Dimmable (1-10V)	**325750D > (2 x 35 W) Dimmable (1-10V)**
	325251 > (2 x 49 W)	**325751 > (2 x 49 W)**
	325251L > (2 x 49 W) Dimmable (DALI)	**325751L > (2 x 49 W) Dimmable (DALI)**
	325251D > (2 x 49 W) Dimmable (1-10V)	**325751D > (2 x 49 W) Dimmable (1-10V)**
Lamp + fitting	T5 | G5	T5 | G5
	2 x 35 W or 2 x 49 W | IP20 | ~230 V | ⏚ | ▼	2 x 35 W or 2 x 49 W | IP20 | ~230 V | ⏚ | ▼
Control gear	Ballast (Integrated)	Ballast (Integrated)
Materials	Polycarbonate & Aluminium	Polycarbonate & Aluminium
Finish	Matt White Textured & Matt Polycarbonate	Matt White Textured & Matt Polycarbonate
	CE	CE
KG	4.900 g	4.900 g

© 100%LIGHT - Fixtures: TUBITO Pendant - Fluorescent lamp

© 100%LIGHT - Fixture SQ30 - square Recessed - LED



ST40 ROUND
PENDANT

SQ30 SQUARE
PENDANT, SURFACE OR RECESSED

SQ30 PRO
PENDANT, SURFACE OR RECESSED

ST40, SQ30 & SQ PRO

Less is more is what we achieved with the ST40, SQ30 and SQ PRO. The exceptionally small profiles with the minimalistic design are developed for LED modules (2700K - CR≥180), LED-strips (2700K - CRI≥80) and seamless T5 fluorescent lamps.

ST40 is a nice looking round profile that's only available in a suspended version. LED modules which produces a comfortable 600 lumen on 6,3W gives you the perfect match to your needs.

The ST40 is available in different standards, but can made on custom demand if we take the length of the modules into account.

Besides we have the small square profiles that we split up into SQ30 and SQ PRO. In contrast to the ST40 is it possible to mount the SQ30 and the SQPRO in several styles; suspended, surface mounted and recessed.

SQ30 is the twin of the ST40. We use the same modules that produces the comfortable 600 lumen on 6,3W. For everybody who likes their lighting in the traditional way we made it possible to use seamless T5 fluorescent lamps into our SQ30 fixtures.

Like the ST40 we have foreseen standard lengths. Custom demands are also possible when we take the length of the modules into account. SQ PRO is the latest profile that we added to this family. Because of the high quality LED-strips that we use, producing 1600 lm/m on 28,8 W/m, we give you the possibility to make your fixture on the desired length.

With the SQ PRO we give you the possibility to mount your fixture almost everywhere you want in the way you want.

LEDS & LED FIXTURES 5 YEARS WARRANTY

ST40
round

LED | CRI ≥80

Custom lengths / dimmable on demand
Info scan or click QR-code

Drivers see page 462

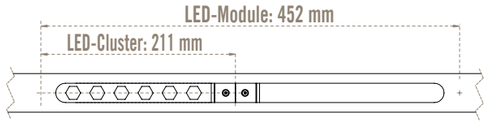

ST40 MODULE | Matt Black | LENS 25°

33123L101BL 1x LED 6 MODULE | 6,3W | 350 mA DC | ⏚ | Driver (Integrated)

33123L100BL 1x LED 6 MODULE | 6,3W | 350 mA DC | ◈ | Driver (Excl.)

ST40-PROFILE/M

3312310WHT Matt White Textured | Profile

3312310BLA Black Anodised | Profile



STANDARD ST40 | SUSPENDED ELEMENTS

Driver Integrated. | 1650 mm
(excl. connection set, suspension, alimentation)

33123L301WB Matt White Textured - Matt Black
3x LED 6 MODULE
18,9 W | 350 mA DC | IP20 | ⏚ | ▼

33123L301BL Black Anodised - Matt Black
3x LED 6 MODULE
18,9 W | 350 mA DC | IP20 | ⏚ | ▼

Driver Integrated | 2102 mm
(excl. connection set, suspension, alimentation)

33123L401WB Matt White Textured - Matt Black
4x LED 6 MODULE
25,2 W | 350 mA DC | IP20 | ⏚ | ▼

33123L401BL Black Anodised - Matt Black
4x LED 6 MODULE
25,2 W | 350 mA DC | IP20 | ⏚ | ▼

Driver Excl. | 1650 mm
(excl. connection set, suspension, alimentation)

33123L300WB Matt White Textured - Matt Black
3x LED 6 MODULE
18,9 W | Max. 350 mA DC | IP20 | ⏚ | ▼

33123L300BL Black Anodised - Matt Black
3x LED 6 MODULE
18,9 W | Max. 350 mA DC | IP20 | ⏚ | ▼

Driver Excl. | 2102 mm
(excl. connection set, suspension, alimentation)

33123L400WB Matt White Textured - Matt Black
4x LED 6 MODULE
25,2 W | Max. 350 mA DC | IP20 | ⏚ | ▼

33123L400BL Black Anodised - Matt Black
4x LED 6 MODULE
25,2 W | Max. 350 mA DC | IP20 | ⏚ | ▼

STANDARD ST40 ELEMENTS

CONNECTION SET

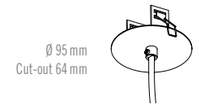

3312391BLA Torsion Connection set | Black Anodised | Driver (Excl.)

3312391WHT Torsion Connection set | Matt White Textured | Driver (Excl.)

3312392BLA Round Connection set | Black Anodised | Driver (Excl.)

3312392WHT Round Connection set | Matt White Textured | Driver (Excl.)

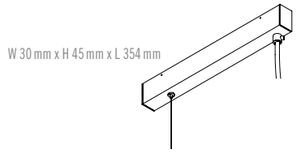

3312296BLA Pendant Base Connection | Black Anodised
Max. 65VA | 350mA | Driver (Integrated)
Min. 3 ◗ Max. 10 modules | 65W | IP20 | ~230V | ⏚ | ▼

3312296WHT Pendant Base Connection | Matt White Textured
Max. 65VA | 350mA | Driver (Integrated)
Min. 3 ◗ Max. 10 modules | 65W | IP20 | ~230V | ⏚ | ▼

SUSPENSION KIT

33123202 Suspension kit (1 pc.)

ENDPLATE (1 pc.)

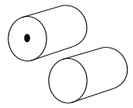

3312211BLA Endplate with cable hole | Black Anodised

3312211WHT Endplate with cable hole | Matt White Textured

3312215BLA Endplate | Black Anodised

3312215WHT Endplate | Matt White Textured

CONNECTIONS

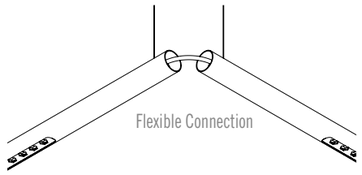

33123221WH Flexible Connection | White

33123221BL Flexible Connection | Black

33123221RE Flexible Connection | Red

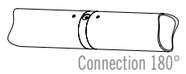

33123322BLA Connection 180° | Black Anodised

33123322WHT Connection 180° | Matt White Textured

ALIMENTATION

3312901WH Alimentation fabric wire (3000 mm) | White

3312901BL Alimentation fabric wire (3000 mm) | Black

3312901RE Alimentation fabric wire (3000 mm) | Red

SQ30
square

LED | CRI ≥80

Custom lengths / dimmable on demand
Info scan or click QR-code

Drivers see page 462

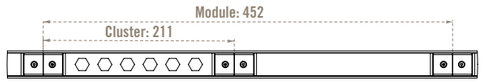

SQ30 MODULE | Matt Black | LENS 25°

33129L101BL	1x LED 6 MODULE | 6,3W | 350 mA DC | ⏚ | Driver (Integrated)
33129L100BL	1x LED 6 MODULE | 6,3W | 350 mA DC | ◈ | Driver (Excl.)

W 30 mm x H 45 mm
Max. length in one part : 6.000 mm

SQ30-PROFILE/M

3312210WHT	Matt White Textured | Profile
3312210BLA	Black Anodised | Profile

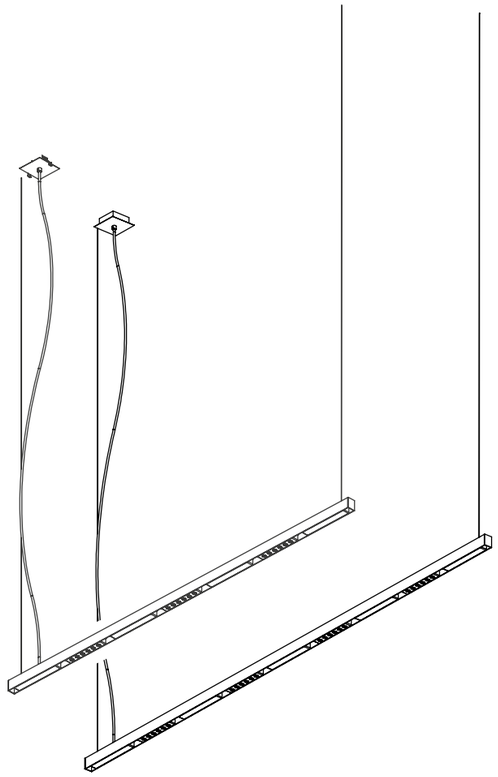

STANDARD SQ30 | SUSPENDED ELEMENTS

Driver Integrated | 1601 mm
(excl. connection set, suspension, alimentation)

33122L301WB	Matt White Textured - Matt Black 3x LED 6 MODULE 18,9 W | 350 mA DC | IP20 | ⏚ | ▼
33122L301BL	Black Anodised - Matt Black 3x LED 6 MODULE 8,9 W | 350 mA DC | IP20 | ⏚ | ▼

Driver Integrated | 2053 mm
(excl. connection set, suspension, alimentation)

33122L401WB	Matt White Textured - Matt Black 4x LED 6 MODULE 25,2 W | 350 mA DC | IP20 | ⏚ | ▼
33122L401BL	Black Anodised - Matt Black 4x LED 6 MODULE 25,2 W | 350 mA DC | IP20 | ⏚ | ▼

Driver Excl. | 1601 mm
(excl. connection set, suspension, alimentation)

33122L300WB	Matt White Textured - Matt Black 3x LED 6 MODULE 18,9 W | 350 mA DC | IP20 | ⏚ | ▼
33122L300BL	Black Anodised - Matt Black 3x LED 6 MODULE 18,9 W | 350 mA DC | IP20 | ⏚ | ▼

Driver Excl. | 2053 mm
(excl. connection set, suspension, alimentation)

33122L400WB	Matt White Textured - Matt Black 4x LED 6 MODULE 25,2 W | 350 mA DC | IP20 | ⏚ | ▼
33122L400BL	Black Anodised - Matt Black 4x LED 6 MODULE 25,2 W | 350 mA DC | IP20 | ⏚ | ▼

STANDARD SQ30 ELEMENTS

CONNECTION SET

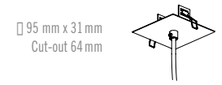

3312291BLA	Torsion Connection set | Black Anodised | Driver (Excl.)
3312291WHT	Torsion Connection set | Matt White Textured | Driver (Excl.)

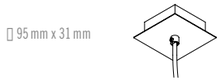

3312292BLA	Square Connection set | Black Anodised | Driver (Excl.)
3312292WHT	Square Connection set | Matt White Textured | Driver (Excl.)

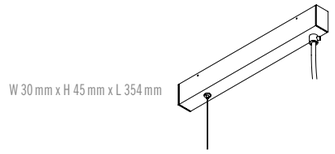

3312296BLA	Pendant Base Connection | Black Anodised Max. 65VA | 350mA | Driver (Integrated) Min. 3 ◗ Max. 10 modules | 65W | IP20 | ~230V | ⏚ | ▼
3312296WHT	Pendant Base Connection | Matt White Textured Max. 65VA | 350mA | Driver (Integrated) Min. 3 ◗ Max. 10 modules | 65W | IP20 | ~230V | ⏚ | ▼

SUSPENSION KIT

33122202	Suspension kit (1 pc.)

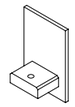

ENDPLATE (1 pc.)

3312221BLA	Endplate | Black Anodised
3312221WHT	Endplate | Matt White Textured

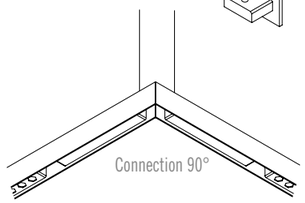

CONNECTIONS

33122221BL	Connection 90° | Black

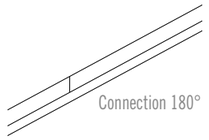

33122322BL	Connection 180° | Black
33122322WHT	Connection 180° | Matt White Textured

ALIMENTATION

3312901WH	Alimentation fabric wire (3000 mm) | White
3312901BL	Alimentation fabric wire (3000 mm) | Black
3312901RE	Alimentation fabric wire (3000 mm) | Red

SQ30
square

LED | CRI ≥80

Custom lengths / dimmable on demand
Info scan or click QR-code

Drivers see page 462

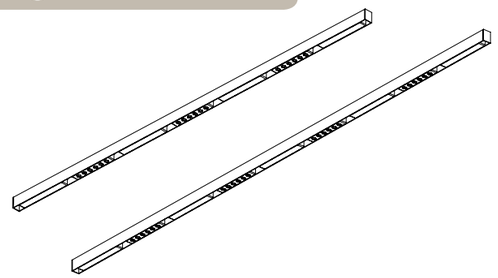

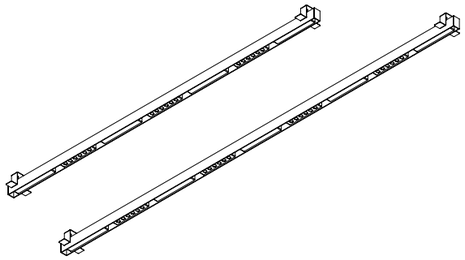

STANDARD SQ30 | SURFACE ELEMENTS

Driver Integrated | 1601 mm

33125L301WB	Matt White Textured - Matt Black 3x LED 6 MODULE 18,9 W | 350 mA DC | IP20 | ⏚ | ▼
33125L301BL	Black Anodised - Matt Black 3x LED 6 MODULE 8,9 W | 350 mA DC | IP20 | ⏚ | ▼

Driver Integrated | 2053 mm

33125L401WB	Matt White Textured - Matt Black 4x LED 6 MODULE 25,2 W | 350 mA DC | IP20 | ⏚ | ▼
33125L401BL	Black Anodised - Matt Black 4x LED 6 MODULE 25,2 W | 350 mA DC | IP20 | ⏚ | ▼

Driver Excl. | 1601 mm

33125L300WB	Matt White Textured - Matt Black 3x LED 6 MODULE 18,9 W | 350 mA DC | IP20 | ⏚ | ▼
33125L300BL	Black Anodised - Matt Black 3x LED 6 MODULE 18,9 W | 350 mA DC | IP20 | ⏚ | ▼

Driver Excl. | 2053 mm

33125L400WB	Matt White Textured - Matt Black 4x LED 6 MODULE 25,2 W | 350 mA DC | IP20 | ⏚ | ▼
33125L400BL	Black Anodised - Matt Black 4x LED 6 MODULE 25,2 W | 350 mA DC | IP20 | ⏚ | ▼

STANDARD SQ30 | RECESSED ELEMENTS

Driver Integrated | 1601 mm

33127L301WB	Matt White Textured - Matt Black 3x LED 6 MODULE 18,9 W | 350 mA DC | IP20 | ⏚ | ▼
33127L301BL	Black Anodised - Matt Black 3x LED 6 MODULE 8,9 W | 350 mA DC | IP20 | ⏚ | ▼

Driver Integrated | 2053 mm

33127L401WB	Matt White Textured - Matt Black 4x LED 6 MODULE 25,2 W | 350 mA DC | IP20 | ⏚ | ▼
33127L401BL	Black Anodised - Matt Black 4x LED 6 MODULE 25,2 W | 350 mA DC | IP20 | ⏚ | ▼

Driver Excl. | 1601 mm

33127L300WB	Matt White Textured - Matt Black 3x LED 6 MODULE 18,9 W | 350 mA DC | IP20 | ⏚ | ▼
33127L300BL	Black Anodised - Matt Black 3x LED 6 MODULE 18,9 W | 350 mA DC | IP20 | ⏚ | ▼

Driver Excl. | 2053 mm

33127L400WB	Matt White Textured - Matt Black 4x LED 6 MODULE 25,2 W | 350 mA DC | IP20 | ⏚ | ▼
33127L400BL	Black Anodised - Matt Black 4x LED 6 MODULE 25,2 W | 350 mA DC | IP20 | ⏚ | ▼

© 100%LIGHT - Fixtures: SQ30 - square - Surface - Custom length - LED - Matt White Textured - Matt Black & Fixtures: Shaker Small - Ceiling - LED - Matt White Textured - Black Anodised

© 100%LIGHT - Fixtures: SQ30 - square - Custom length - Recessed - LED - Matt White Textured - Matt Black

SQ30
square

TL5-SLS | G5

Custom lengths / dimmable on demand
Info scan or click QR-code

Standard SQ30 elements see page 359

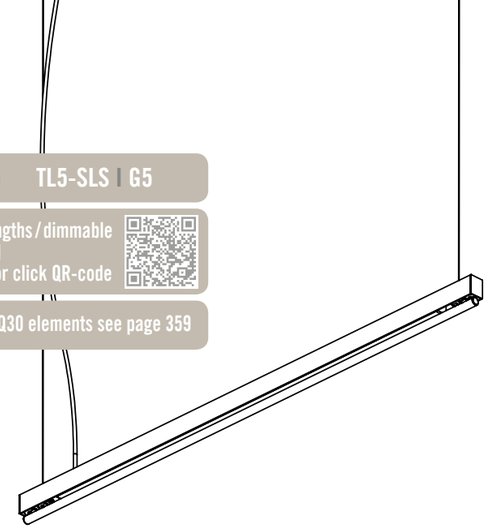

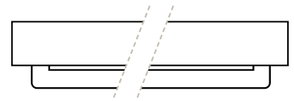

SQ30 MODULE TL5-SLS

33129S124WB	Matt White Textured - Matt Black | TL5-SLS 24 W | ~ 230 V | IP20 | ⏚ | ▼
33129S124BL	Black Anodised - Matt Black | TL5-SLS 24 W | ~ 230 V | IP20 | ⏚ | ▼
33129S224WB	Matt White Textured - Matt Black | 2x TL5-SLS 2x 24 W | ~ 230 V | IP20 | ⏚ | ▼
33129S224BL	Black Anodised - Matt Black | 2x TL5-SLS 2x 24 W | ~ 230 V | IP20 | ⏚ | ▼
33129S139WB	Matt White Textured - Matt Black | TL5-SLS 39 W | ~ 230 V | IP20 | ⏚ | ▼
33129S139BL	Black Anodised - Matt Black | TL5-SLS 39 W | ~ 230 V | IP20 | ⏚ | ▼
33129S239WB	Matt White Textured - Matt Black | 2x TL5-SLS 2x 39 W | ~ 230 V | IP20 | ⏚ | ▼
33129S239BL	Black Anodised - Matt Black | 2x TL5-SLS 2x 39 W | ~ 230 V | IP20 | ⏚ | ▼
33129S154WB	Matt White Textured - Matt Black | TL5-SLS 54 W | ~ 230 V | IP20 | ⏚ | ▼
33129S154BL	Black Anodised - Matt Black | TL5-SLS 54 W | ~ 230 V | IP20 | ⏚ | ▼
33129S254WB	Matt White Textured - Matt Black | 2x TL5-SLS 2x 54 W | ~ 230 V | IP20 | ⏚ | ▼
33129S254BL	Black Anodised - Matt Black | 2x TL5-SLS 2x 54 W | ~ 230 V | IP20 | ⏚ | ▼

STANDARD TL5-SLS SUSPENDED ELEMENTS

1x TL5-SLS | 1186 mm
(excl. connection set, suspension, alimentation)

33122S154WB	Matt White Textured - Matt Black | TL5-SLS 54 W | ~ 230 V | IP20 | ⏚ | ▼
33122S154BL	Black Anodised - Matt Black | TL5-SLS 54 W | ~ 230 V | IP20 | ⏚ | ▼

2x TL5-SLS | 2368 mm
(excl. connection set, suspension, alimentation)

33122S254WB	Matt White Textured - Matt Black | 2x TL5-SLS 2x 54 W | ~ 230 V | IP20 | ⏚ | ▼
33122S254BL	Black Anodised - Matt Black | 2x TL5-SLS 2x 54 W | ~ 230 V | IP20 | ⏚ | ▼

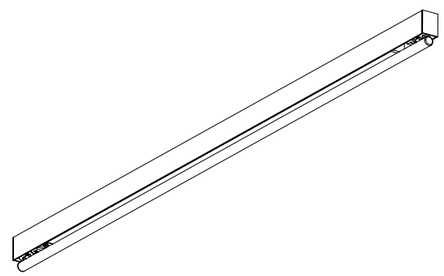

STANDARD TL5-SLS SURFACE ELEMENTS

1x TL5-SLS | 1186 mm

33125S154WB	Matt White Textured - Matt Black | TL5-SLS 54 W | ~ 230 V | IP20 | ⏚ | ▼
33125S154BL	Black Anodised - Matt Black | TL5-SLS 54 W | ~ 230 V | IP20 | ⏚ | ▼

2x TL5-SLS | 2368 mm

33125S254WB	Matt White Textured - Matt Black | 2x TL5-SLS 2x 54 W | ~ 230 V | IP20 | ⏚ | ▼
33125S254BL	Black Anodised - Matt Black | 2x TL5-SLS 2x 54 W | ~ 230 V | IP20 | ⏚ | ▼

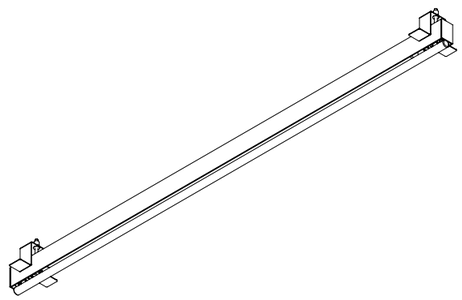

STANDARD TL5-SLS RECESSED ELEMENTS

1x TL5-SLS | 1186 mm

33127S154WB	Matt White Textured - Matt Black | TL5-SLS 54 W | ~ 230 V | IP20 | ⏚ | ▼
33127S154BL	Black Anodised - Matt Black | TL5-SLS 54 W | ~ 230 V | IP20 | ⏚ | ▼

2x TL5-SLS | 2368 mm

33127S254WB	Matt White Textured - Matt Black | 2x TL5-SLS 2x 54 W | ~ 230 V | IP20 | ⏚ | ▼
33127S254BL	Black Anodised - Matt Black | 2x TL5-SLS 2x 54 W | ~ 230 V | IP20 | ⏚ | ▼

SQ30 PRO

surface I recessed
custom lengths

LED strip I CRI ≥80

Custom lengths / dimmable on demand
Info scan or click QR-code

Transformers see page 464

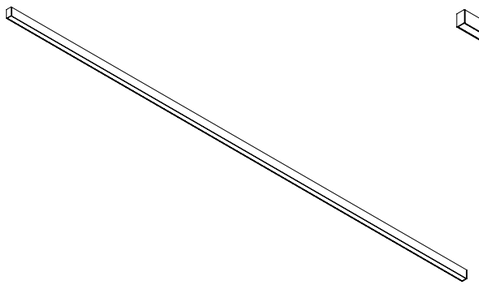

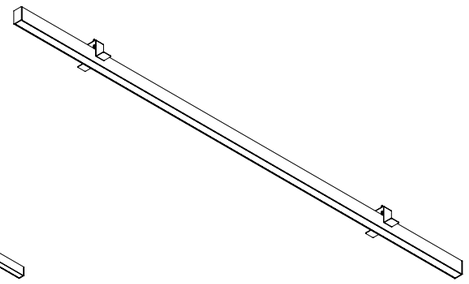

Name	**SQ30 PRO I SURFACE I MIN. LENGTH 660 MM**	**SQ30 PRO I RECESSED I MIN. LENGTH 660 MM**
Ref.	**3317261WHT > Matt White Textured**	**3317101WHT > Matt White Textured**
	3317261BLA > Black Anodised	**3317061BLA > Black Anodised**
Lamp + fitting	LED strip I CRI ≥ 80	LED strip I CRI ≥ 80
	1600 lm/m I 28,8 W/m I 2700 K I 24 V I IP20 I ⏚ I ▼	1600 lm/m I 28,8 W/m I 2700 K I 24 V I IP20 I ⏚ I ▼
Control gear	Transformer (Excl.)	Transformer (Excl.)
	Dimmable on demand	Dimmable on demand
Materials	Aluminium	Aluminium
	Polycarbonate opal 30%	Polycarbonate opal 30%
Finish	Matt White Textured (WHT) I Black anodised (BLA)	Matt White Textured (WHT) I Black anodised (BLA)
	CE	CE
KG	Depending on the length	Depending on the length

© 100%LIGHT - Fixture: SQ-PRO - square - Recessed - LED

SQ30 PRO

pendant
custom lengths

LED strip | CRI ≥80

Custom lengths / dimmable on demand
Info scan or click QR-code

Transformers see page 364

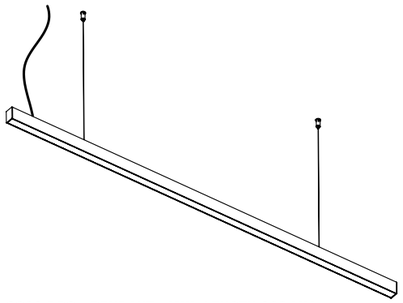

Name	**SQ30 PRO | PENDANT | MIN. LENGTH 660 MM**
Ref.	**3317161WHT > Matt White Textured**
	3317161BLA > Black Anodised
Lamp + fitting	LED strip | CRI ≥ 80
	1600 lm/m | 28,8 W/m | 2700 K | 24 V | IP20 | ⏚ | ▼
Control gear	Transformer (Excl.)
	Dimmable on demand
Materials	Aluminium
	Polycarbonate opal 30%
Finish	Matt White Textured (WHT) | Black anodised (BLA)
	CE
KG	Depending on the length

STANDARD SQ30 PRO ELEMENTS

CONNECTION SET

3312291BLA	Torsion Connection set Black Anodised | Transformer (Excl.)
3312291WHT	Torsion Connection set Matt White Textured | Transformer (Excl.)

3312292BLA	Square Connection set Black Anodised | Transformer (Excl.)
3312292WHT	Square Connection set Matt White Textured | Transformer (Excl.)

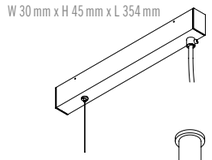

3317296BLA	Pendant Base Connection | Black Anodised Max. 60VA | 24V | Transformer (Integrated)
3317296WHT	Pendant Base Connection | Matt White Textured Max. 60VA | 24V | Transformer (Integrated)

SUSPENSION KIT

33123202	Suspension kit (1 pc.)

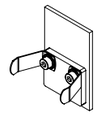

ENDPLATE (1 pc.)

3317021BLA	Pro endplate | Black Anodised
3317021WHT	Pro endplate | Matt White Textured

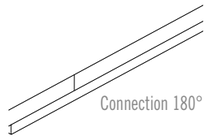

CONNECTIONS

3317022BL	Connection 180° | Black
3317022WHT	Connection 180° | Matt White Textured

ALIMENTATION

3312901WH	Alimentation fabric wire (3000 mm) | White
3312901BL	Alimentation fabric wire (3000 mm) | Black
3312901RE	Alimentation fabric wire (3000 mm) | Red

© 100%LIGHT - Fixture: SQ-SLS - Custom lengths - Pendant - Fluorescent - Matt White Textured

© 100%LIGHT - Fixtures: N-GAM Asymmetric - LED - Brushed Aluminium Anodised

N-GAM

N-GAM ASYMMETRIC

N-GAM HONEYCOMB

N-GAM CORRECTION FILTER

N-GAM

N-GAM Line discreetly blends with its surroundings, focussing on the main function of creating a high quality atmosphere by enlarging the spatial effect of the architecture with vertical light.

The IP67 rated 82 mm diameter fixture is designed for installation into horizontal or vertical surfaces and optional accessories include an installation kit for ease of mounting. A bevelled edge cover plate completes the recessed installation.

N-GAM is equipped with high quality COB LED technology with only the best binning and is available in cool or warm white and in wide or medium beam format.

In standard form, N-GAM provides a symmetrical circular beam, but further accessories include a honeycomb filter for glare control, correction filter, and a unique adjustable baffle for creating and steering an asymmetric beam. Using the available accessories, N-GAM can be used to accent specific architectural features.

A 350 mA DC LED driver should be ordered separately and mounted in a remote location.

LEDS & LED FIXTURES 5 YEARS WARRANTY

© 100%LIGHT - Fixtures: N-GAM - LED - Black Anodised

N-GAM

LED I IP67

LED I CRI ≥ 90

Drivers see page 462
Serial connection

ACCESSORY

Ref. 590052
Driverbox 12 W
IP67 - 350 mA DC

Ref. 546000
N-GAM Installation kit

Ref. 546001
N-GAM Installation
Concrete kit

Ref. 548350
Wall concrete kit

© 100%LIGHT - Fixtures: N-GAM Asymmetric - LED - Black Anodised

N-GAM I IP67

	MODEL	BEAM & LED*	LED COLOUR*	FINISH
N-GAM	1 = Symmetric	2 = 20° - G1	1 = 4000 K	BLA = Black Anodised
= 546	2 = Symmetric + Honeycomb	3 = 28° - G1	2 = 3000 K	BAL = Brushed Aluminium Anodised
	3 = Symmetric + Correction filter	4 = 40° - G1	3 = 2700 K	BRA = Bronze Anodised
	4 = Symmetric + Honeycomb + Correction filter			
	5 = Asymmetric			

For example :

546	**2**	**2**	**1**	**BLA**
	(Symmetric + Honeycomb)	(20° - G1)	(4000 K)	(Black Anodised)

546221BLA N-GAM • Symmetric + Honeycomb - IP67 • LED - G1 - 9,3W - Beam 20° • 4000 K • Black Anodised • Driver max. 350 mA DC (Excl.)

***G1 = 9,3W - 948 lm - 4000 K I 9,3W - 845 lm - 3000 K I 9,3W - 809 lm - 2700 K**

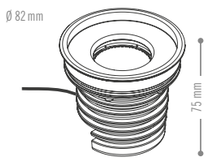

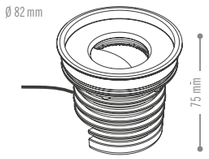

Name	**N-GAM I SYMMETRIC**	**N-GAM I ASYMMETRIC**
Ref.	**See table**	**See table**
Lamp + fitting	LED I CRI ≥ 90	LED I CRI ≥ 90
	G1 I 9,3 W I 350 mA DC I IP67 I	G1 I 9,3 W I 350 mA DC I IP67 I
Control gear	Driver max. 350 mA DC (Excl.)	Driver max. 350 mA DC (Excl.)
Cut-out	Ø 76 x 75 mm	Ø 76 x 75 mm
Materials	Aluminium	Aluminium
Finish	See table	See table
	CE	CE
	375 g	400 g

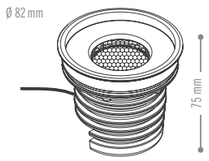

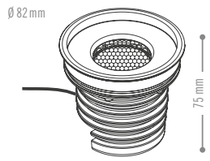

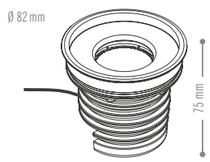

N-GAM I SYMMETRIC + HONEYCOMB	**N-GAM I SYMMETRIC + HONEYCOMB + CORRECTION FILTER**	**N-GAM I SYMMETRIC + CORRECTION FILTER**
See table	**See table**	**See table**
LED I CRI ≥ 90	LED I CRI ≥ 90	LED I CRI ≥ 90
G1 I 9,3 W I 350 mA DC I IP67 I	G1 I 9,3 W I 350 mA DC I IP67 I	G1 I 350 mA DC I 9,3 W I IP67 I
Driver max. 350 mA DC (Excl.)	Driver max. 350 mA DC (Excl.)	Driver max. 350 mA DC (Excl.)
Ø 76 x 75 mm	Ø 76 x 75 mm	Ø 76 x 75 mm
Aluminium	Aluminium	Aluminium
See table	See table	See table
CE	CE	CE
375 g	375 g	375 g

© 100%LIGHT - Fixtures: N-GAM Asymmetric - LED - Bronze Anodised

© 100%LIGHT - Fixture: N-GAM Asymmetric - LED - Brushed Aluminium Anodised

© 100%LIGHT - Fixture: N-GAM Asymmetric - LED - Brushed Aluminium Anodised

© 100%LIGHT - Fixture: MENTO - square - small beam - Stainless Steel

MENTO

MENTO is a recessed LED fixture with a bevelled trim for floors, walls and ceilings, available both in round and square versions. With a rating of IP68 and made from high grade stainless steel 316, MENTO is suitable for both indoor (e.g. in showers) and outdoor (e.g. Illumination of small trees and shrubs).

With a diameter of just 40 mm (45 x 45 mm for square version) MENTO is a discreet yet powerful choice.

Equipped with high quality COB LED technology with only the best binning.

MENTO is offered in cool or warm white, medium or broad beam format. There is also the option of a sandblasted glass.

The driver for the light source should be ordered separately for remote mounting. Other accessories include a floor kit, installation tube and wall kit.

MENTO SQUARE

MENTO ROUND

MENTO

square
LED I IP68

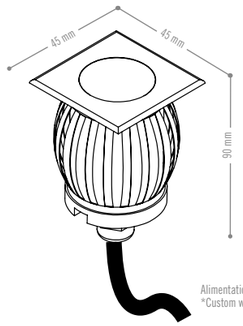

Alimentation wire* ~ 500 mm
*Custom wire length on demand

LED
CRI ≥ 80 | CRI ≥ 90

Drivers see page 462

Remote driver

ACCESSORY

Ref. 543026 (assembled)
HONEYCOMB Ø 26 mm

Ref. 543126 (assembled)
CORRECTION FILTER Ø 26 mm

MENTO FLOORKIT
Ref. 528902

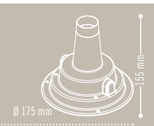

MENTO
INSTALLATION TUBE
Ref. 528201

MENTO WALLKIT
Ref. 528903

Ref. 590017 - Driverbox 6 W
IP67 - 350mA DC
Does not fit through cut-out dimensions

Name	**MENTO SQUARE I LED**
Ref.	**See table**
Lamp + fitting	LED I CRI ≥ 80 I CRI ≥ 90
	G0 I 3,2 W I 350 mA DC I IP68 I
Control gear	Driver max. 350 mA DC (Excl.)
Cut-out	Ø 40 mm
Materials	Stainless steel
Finish	Stainless Steel I Stainless Steel Beach
	CE
	325 g

MENTO I SQUARE I IP68

MODEL	LED COLOUR - LED*	BEAM	FINISH
MENTO = 528	**0 = 4000 K - G0 - CRI ≥ 80** **1 = 3000 K - G0 - CRI ≥ 90** **2 = 2700 K - G0 - CRI ≥ 90**	**1 = Small beam - 15° (lens)** **2 = Small beam - 22° (reflector)** **3 = Medium beam - 30° (reflector)** **4 = Wide beam - 40° (reflector)** **5 = Wide beam - Sandblasted glass**	**ST = Stainless Steel** **SB = Stainless Steel Beach**
5 = Square - IP68	For latest LED technologies Scan or click QR-code		Custom colours on demand Scan or click QR-code

For example :

528 (MENTO)	**5** (Square - IP68)	**1** (3000 K - G0- CRI ≥ 90))	**2** (Small beam - 22°- reflector)	**ST** (Stainless Steel)

528512ST MENTO • Square - IP68 • LED G0 - 3,2 W • Small beam 22° (reflector) - 3000 K - CRI 90 • Stainless Steel • Driver max. 350 mA DC (Excl.)

***G0 on 350 mA DC = 3,2 W - 365 lm - 4000 K I 3,2 W - 292 lm - 3000 K I 3,2 W - 267 lm - 2700 K**

© 100%LIGHT - Fixture: MENTO Square - LED - Medium beam - Stainless Steel

© 100%LIGHT - Fixture: MENTO Round - LED - Small beam - Stainless Steel Beach

LED
CRI ≥ 80 | CRI ≥ 90

Drivers see page 462

Remote driver

ACCESSORY

Ref. 543026 (assembled)
HONEYCOMB Ø 26 mm

Ref. 543126 (assembled)
CORRECTION FILTER Ø 26 mm

MENTO FLOORKIT
Ref. 528902

MENTO
INSTALLATION TUBE
Ref. 528201

MENTO WALLKIT
Ref. 528903

Ref. 590017 - Driverbox 6 W
IP67 - 350mA DC
Does not fit through cut-out dimensions

MENTO
round
LED | IP68

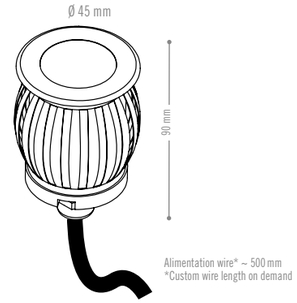

Name	**MENTO ROUND | LED**
Ref.	**See table**
Lamp + fitting	LED | CRI ≥ 80 | CRI ≥ 90
	G0 | 3,2 W | 350 mA DC | IP68 |
Control gear	Driver max. 350 mA DC (Excl.)
Cut-out	Ø 40 mm
Materials	Stainless steel
Finish	Stainless Steel | Stainless Steel Beach
	CE
	325 g

MENTO | ROUND | IP68

MODEL	LED COLOUR - LED*	BEAM	FINISH
MENTO = 528 7 = Round - IP68	0 = 4000 K - G0 - CRI ≥ 80 1 = 3000 K - G0 - CRI ≥ 90 2 = 2700 K - G0 - CRI ≥ 90 For latest LED technologies Scan or click QR-code	1 = Small beam - 15° (lens) 2 = Small beam - 22° (reflector) 3 = Medium beam - 30° (reflector) 4 = Wide beam - 40° (reflector) 5 = Wide beam - Sandblasted glass	ST = Stainless Steel SB = Stainless Steel Beach Custom colours on demand Scan or click QR-code

For example :

528 (MENTO)	**7** (Round - IP68)	**1** (3000 K - G0 - CRI ≥ 90)	**2** (Small beam - 22°- reflector)	**ST** (Stainless Steel)

528712ST MENTO • Round - IP68 • LED G0 - 3,2 W • Small beam 22° (reflector) - 3000 K - CRI 90 • Stainless Steel • Driver max. 350 mA DC (Excl.)

***G0 on 350 mA DC = 3,2 W - 365 lm - 4000 K | 3,2 W - 292 lm - 3000 K | 3,2 W - 267 lm - 2700 K**

© 100%LIGHT - Fixture: SNAPS - LED - Black Anodised & Matt Gold

SNAPS
BRUSHED ALUMINIUM ANODISED

SNAPS
MATT WHITE TEXTURED

SNAPS
BLACK ANODISED

SNAPS
BLACK ANODISED & MATT WHITE

SNAPS
BLACK ANODISED & MATT GOLD

SNAPS OUT

Machined from a solid aluminium billet, SNAPS (outdoor) is a small recessed fixture with an asymmetric beam for outdoor use (IP65). Coupled with a warm white LED light source, the asymmetric beam pattern provides extreme visual comfort, ideal for pathways, steps and stairways.

SNAPS is constructed from aluminium and finishes include Anodised, powder coated options or combinations of these in various colours.

SNAPS is also available in indoor (IP20) versions.

LED
CRI ≥ 80 | CRI ≥ 90

Remote driver

ACCESSORY
Ref. 548350
Wall concrete kit

SNAPS OUT

LED I IP65

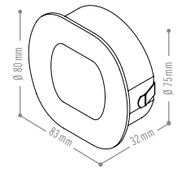

Name	**SNAPS OUT**
Ref.	**See Table**
Lamp + fitting	LED I CRI ≥ 80 or CRI ≥ 90
	G0 I 3,2 W I 350 mA DC I IP65 I ◈ I ▽
	G0 I 6,8 W I 700 mA DC I IP65 I ◈ I ▽
Control gear	Driver max. 700 mA DC (Excl. or Incl.)
Cut-out	Ø 76 x 60 mm
Materials	Aluminium
Finish	See table
	CE
	275 g

SNAPS OUT I IP65

	MODEL	LED COLOUR - LED*	FINISH	DRIVERS (LED serial connection)
SNAPS = 548	**2 = OUT**	**2 = 2700 K - G0 - CRI ≥ 90** **3 = 3000 K - G0 - CRI ≥ 90** **4 = 4000 K - G0 - CRI ≥ 80**	**WHT = Matt White Textured** **BLA = Black Anodised** **BW = Black Anodised - Matt White** **BG = Black Anodised - Matt Gold** **BAL = Brushed Aluminium Anodised**	**0 = Excl. Driver max. 700 mA DC** **3 = Incl. Driver 350 mA DC** **7 = Incl. Driver 700 mA DC**
		For latest LED technologies Scan or click QR-code	Custom colours on demand Scan or click QR-code	Info drivers see page 462 or scan / click QR-code
For example :				
548 (SNAPS)	**2** (OUT)	**2** (2700 K - G0 CRI ≥ 90)	**WHT** (Matt White Textured)	**7** (Incl. Driver 700 mA DC)

54822WHT7 SNAPS OUT - IP65 • LED G0 - 6,8 W • 2700 K - CRI 90 • Matt White Textured • Incl. Driver 700 mA DC

***G0 on 350 mA DC = 3,2 W - 365 lm - 4000 K I 3,2 W - 292 lm - 3000 K I 3,2 W - 267 lm - 2700 K**
***G0 on 700 mA DC = 6,8 W - 640 lm - 4000 K I 6,8 W - 512 lm - 3000 K I 6,8 W - 469 lm - 2700 K**

© 100%LIGHT - Fixtures : ZAZOO Uno - Down/up - LED - Brushed Aluminium Anodised



ZAZOO UNO

ZAZOO UNO DOWN/UP



ZAZOO DUO

ZAZOO DUO DOWN/UP

ZAZOO

The ZAZOO family is a series of fixed wall fixtures in Brushed Aluminium Natural, Black, Bronze or Gold or even Matt White Textured housing combined with a Black module all (min. 20 micron) Anodised finish and equipped with high quality COB LED technology with only the best binning.

Rated IP65, ZAZOO is suitable both for outdoor and indoor applications, providing a pure but cosy indirect, skimming light.

ZAZOO is available in different models, including down or up, single or double, and down/up single or double, with a choice of cool or warm colour temperature, narrow, medium and wide beam angle.

Applications are endless from indoor atmospheric lighting to the illumination of walls or facades, and with an integral converter ZAZOO is simple to install on any surface.

LEDS & LED FIXTURES 5 YEARS WARRANTY

ZAZOO

uno

LED I IP65

LED
CRI ≥ 80 | CRI ≥ 90

ACCESSORY

Ref. 543026 (assembled)
HONEYCOMB Ø 26 mm

Ref. 543126 (assembled)
CORRECTION FILTER Ø 26 mm

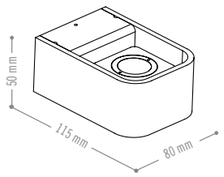

Name	**ZAZOO I UNO I LED**
Ref.	**See table**
Lamp + fitting	LED I CRI ≥ 80 I CRI ≥ 90
	G0 I 3,2 W I 350 mA DC I IP65 I ~230 V I ⏚ I ▼
	G0 I 6,8 W I 700 mA DC I IP65 I ~230 V I ⏚ I ▼
Control gear	Driver max. 700 mA DC (Integrated)
Materials	Aluminium
Finish	See table
	CE
	550 g

ZAZOO I UNO I IP65

LED module always black for all finishes

MODEL	BEAM	LED COLOUR - LED*	FINISH HOUSING	DRIVERS (LED serial connection)
ZAZOO = 532 1 = Uno	1 = Small beam - 15° (lens) 2 = Small beam - 22° (reflector) 3 = Medium beam - 30° (reflector) 4 = Wide beam - 40° (reflector) 5 = Wide beam - Sandblasted glass 6 = Wide beam - 120°	0 = 4000 K - G0 - CRI ≥ 80 1 = 3000 K - G0 - CRI ≥ 90 2 = 2700 K - G0 - CRI ≥ 90 For latest LED technologies Scan or click QR-code	WHT = Matt White Textured BLA = Black Anodised BRA = Bronze Anodised GOA = Gold Anodised BAL = Alu Anodised Custom colours on demand Scan or click QR-code	0 = Excl. Driver (max. 350 mA DC) 3 = Driver 350 mA DC (Integrated) 7 = Driver 700 mA DC (Integrated) Info drivers see page 462 or scan / click QR-code
For example :				
532 (ZAZOO) **1** (Uno)	**2** (Small beam - 22°- reflector)	**1** (3000 K - G0 - CRI ≥ 90)	**BLA** (Black Anodised)	**7** (Driver 700 mA DC (Integrated))

532121BLA7 ZAZOO Uno - IP65 • LED G0 - 6,8 W • Small beam - 22° (reflector) - 3000 K - CRI 90 • Black Anodised • Driver 700 mA DC (Integrated)

***G0 on 350 mA DC = 3,2 W - 365 lm - 4000 K I 3,2 W - 292 lm - 3000 K I 3,2 W - 267 lm - 2700 K**
***G0 on 700 mA DC = 6,8 W - 640 lm - 4000 K I 6,8 W - 512 lm - 3000 K I 6,8 W - 469 lm - 2700 K**

© 100%LIGHT - Fixture: ZAZOO Uno - LED - Brushed Aluminium Anodised



© 100%LIGHT - Fixtures: ZAZOO Uno Down/up - LED - Brushed Aluminium Anodised

LED
CRI ≥ 80 | CRI ≥ 90

ACCESSORY

Ref. 543026 (assembled)
HONEYCOMB Ø 26 mm

Ref. 543126 (assembled)
CORRECTION FILTER Ø 26 mm

ZAZOO
uno down/up
LED I IP65

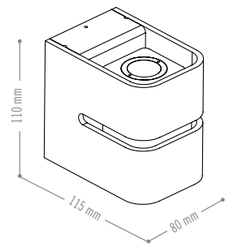

Name	**ZAZOO I UNO DOWN/UP I LED**
Ref.	**See table**
Lamp + fitting	LED I CRI ≥ 80 I CRI ≥ 90
	G0 I 3,2 W I 350 mA DC I IP65 I ~230 V I ⏚ I ▼
Control gear	Driver max. 350 mA DC (Integrated)
Materials	Aluminium
Finish	See table
	CE
	1.100 g

ZAZOO I UNO DOWN/UP I IP65

LED module always black for all finishes

	MODEL	BEAM	LED COLOUR - LED*	FINISH HOUSING	DRIVERS (LED serial connection)
ZAZOO = 532	2 = Uno down/up	1 = Small beam - 15° (lens) 2 = Small beam - 22° (reflector) 3 = Medium beam - 30° (reflector) 4 = Wide beam - 40° (reflector) 5 = Wide beam - Sandblasted glass 6 = Wide beam - 120° 7 = down = wide beam 40° (reflector) + up = Small beam - 15° (lens)	0 = 4000 K - G0 - CRI ≥ 80 1 = 3000 K - G0 - CRI ≥ 90 2 = 2700 K - G0 - CRI ≥ 90 For latest LED technologies Scan or click QR-code	WHT = Matt White Textured BLA = Black Anodised BRA = Bronze Anodised GOA = Gold Anodised BAL = Alu Anodised Custom colours on demand Scan or click QR-code	0 = Excl. Driver (max. 350 mA DC) 3 = Driver 350 mA DC (Integrated) Info drivers see page 462 or scan / click QR-code
For example :					
532 (ZAZOO)	2 (Uno down/up)	2 (Small beam - 22°- reflector)	1 (3000 K - G0 - CRI ≥ 90)	BLA (Black Anodised)	3 (Driver 350 mA DC (Integrated))

532221BLA3 ZAZOO Uno down/up - IP65 • LED G0 - 6,4 W • Small beam - 22° (reflector) - 3000 K - CRI 90 • Black Anodised • Driver 350 mA DC (Integrated)

***G0 on 350 mA DC = 3,2 W - 365 lm - 4000 K I 3,2 W - 292 lm - 3000 K I 3,2 W - 267 lm - 2700 K**

ZAZOO

duo

LED I IP65

LED
CRI ≥ 80 | CRI ≥ 90

ACCESSORY

Ref. 543026 (assembled)
HONEYCOMB Ø 26 mm

Ref. 543126 (assembled)
CORRECTION FILTER Ø 26 mm

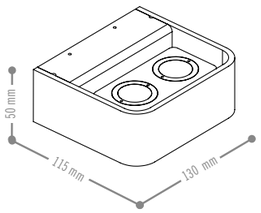

Name	**ZAZOO I Duo I LED**
Ref.	**See table**
Lamp + fitting	LED I CRI ≥ 80 I CRI ≥ 90
	G0 I 3,2 W I 350 mA DC I IP65 I ~230 V I ⏚ I ▼
	G0 I 6,8 W I 700 mA DC I IP65 I ~230 V I ⏚ I ▼
Control gear	Driver max. 700 mA DC (Integrated)
Materials	Aluminium
Finish	See table
	CE
	950 g

ZAZOO I DUO I IP65

LED module always black for all finishes

MODEL	BEAM	LED COLOUR - LED*	FINISH HOUSING	DRIVERS (LED serial connection)
ZAZOO = 532 3 = Duo	1 = Small beam - 15° (lens) 2 = Small beam - 22° (reflector) 3 = Medium beam - 30° (reflector) 4 = Wide beam - 40° (reflector) 5 = Wide beam - Sandblasted glass 6 = Wide beam - 120°	0 = 4000 K - G0 - CRI ≥ 80 1 = 3000 K - G0 - CRI ≥ 90 2 = 2700 K - G0 - CRI ≥ 90	WHT = Matt White Textured BLA = Black Anodised BRA = Bronze Anodised GOA = Gold Anodised BAL = Alu Anodised	0 = Excl. Driver (max. 350 mA DC) 3 = Driver 350 mA DC (Integrated) 7 = Driver 700 mA DC (Integrated)
		For latest LED technologies Scan or click QR-code	Custom colours on demand Scan or click QR-code	Info drivers see page 462 or scan / click QR-code

For example :

532 (ZAZOO)	**3** (Duo)	**2** (Small beam - 22°- reflector)	**1** (3000 K - G0 - CRI ≥ 90)	**BLA** (Black Anodised)	**7** (Driver 700 mA DC (Integrated))

532321BLA7 ZAZOO Duo - IP65 • LED G0 - 13,6 W • Small beam - 22° (reflector) - 3000 K - CRI 90 • Black Anodised • Driver 700 mA DC (Integrated)

***G0 on 350 mA DC = 3,2 W - 365 lm - 4000 K I 3,2 W - 292 lm - 3000 K I 3,2 W - 267 lm - 2700 K**
***G0 on 700 mA DC = 6,8 W - 640 lm - 4000 K I 6,8 W - 512 lm - 3000 K I 6,8 W - 469 lm - 2700 K**

© 100%LIGHT - Fixtures, ZAZOO Duo - LED - Brushed Aluminium Anodised



© 100%LIGHT - Fixtures : ZAZOO Duo Down/up - LED - Brushed Aluminium Anodised

ZAZOO
duo down/up
LED I IP65

LED
CRI ≥ 80 I CRI ≥ 90

ACCESSORY

Ref. 543026 (assembled)
HONEYCOMB Ø 26 mm

Ref. 543126 (assembled)
CORRECTION FILTER Ø 26 mm

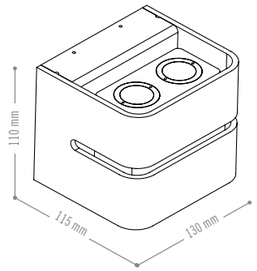

Name	**ZAZOO I DUO DOWN/UP I LED**
Ref.	**See table**
Lamp + fitting	LED I CRI ≥ 80 I CRI ≥ 90
	G0 I 3,2 W I 350 mA DC I IP65 I ~230 V I ⏚ I ▼
	G0 I 6,8 W I 700 mA DC I IP65 I ~230 V I ⏚ I ▼
Control gear	Driver max. 350 mA DC (Integrated)
Materials	Aluminium
Finish	See table
	CE
	1.900 g

ZAZOO I DUO DOWN/UP I IP65

LED module always black for all finishes

MODEL	BEAM	LED COLOUR - LED*	FINISH HOUSING	DRIVERS (LED serial connection)
ZAZOO = 532 4 = Duo down/up	1 = Small beam - 15° (lens) 2 = Small beam - 22° (reflector) 3 = Medium beam - 30° (reflector) 4 = Wide beam - 40° (reflector) 5 = Wide beam - Sandblasted glass 6 = Wide beam - 120° 7 = down = wide beam 40° (reflector) + up = Small beam - 15° (lens)	0 = 4000 K - G0 - CRI ≥ 80 1 = 3000 K - G0 - CRI ≥ 90 2 = 2700 K - G0 - CRI ≥ 90 For latest LED technologies Scan or click QR-code	WHT = Matt White Textured BLA = Black Anodised BRA = Bronze Anodised GOA = Gold Anodised BAL = Alu Anodised Custom colours on demand Scan or click QR-code	0 = Excl. Driver (max. 350 mA DC) 3 = Driver 350 mA DC (Integrated) 7 = Driver 700 mA DC (Integrated) Info drivers see page 462 or scan / click QR-code
For example :				
532 (ZAZOO) **4** (Duo down/up)	**2** (Small beam - 22°- reflector)	**1** (3000 K - G0 - CRI ≥ 90)	**BLA** (Black Anodised)	**7** (Driver 700 mA DC (Integrated))

532421BLA7 ZAZOO Duo down/up - IP65 • LED G0 - 27,2 W • Small beam - 22° (reflector) - 3000 K - CRI 90 • Black Anodised • Driver 700 mA DC (Integrated)

***G0 on 350 mA DC = 3,2 W - 365 lm - 4000 K I 3,2 W - 292 lm - 3000 K I 3,2 W - 267 lm - 2700 K**
***G0 on 700 mA DC = 6,8 W - 640 lm - 4000 K I 6,8 W - 512 lm - 3000 K I 6,8 W - 469 lm - 2700 K**

© 100%LIGHT - Fixtures: EDGE OUT - Down/up - LED - Bronze Anodised

EDGE OUT UP

or EDGE OUT DOWN

EDGE OUT DOWN/UP

EDGE OUT

down I down/up I up

The EDGE is a collection of fixtures that comes in two different formats.

Straight, tight this fixture for outdoor use which create highly attractive straight lines, will perfectly light any frontage.

The design allows the placement in old mansions, tight houses or even office buildings. The light source is designed deepened for optimal light comfort. LED with different reflector possibility's and other accessories or GU10 retrofit versions are designed to accomplish the users' needs.

There is also the possibility of choosing between two different beams (e.g. small beam up/ wide beam down).

Standard in Matt White Textured or Brushed Black and Bronze Anodised.

On demand, the EDGE can be delivered in various Colours.

LEDS & LED FIXTURES 5 YEARS WARRANTY

EDGE OUT

up or down

LED I GU10 I P65

© 100%LIGHT - Fixtures : EDGE OUT - Down - LED - Bronze Anodised

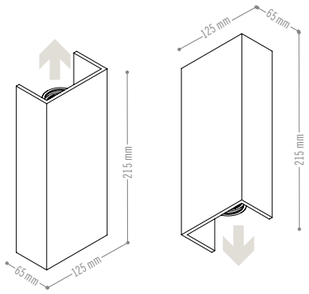

Name	**EDGE OUT I UP OR DOWN I LED**	**EDGE OUT I UP OR DOWN I GU10**
Ref.	**See Table**	**54414BLA > Black Anodised**
		54414BRA > Bronze Anodised
		54414WHT > Matt White Textured
		54414BLT > Matt Black Textured
		54414BAL > Brushed Aluminium Anodised
Lamp + fitting	LED I CRI ≥ 90	QPAR51 I GU10
	G1 I 9,3 W I IP65 I ~ 230 V I ⏚ I ▼	20-35-50W I IP65 I ~ 230 V I ⏚ I ▼
Control gear	Driver 350 mA DC (Integrated)	
Materials	Aluminium	Aluminium
Finish	See table	Black Anodised (BLA) I Bronze Anodised (BRA) I Matt White Textured (WHT) Matt Black Textured (BLT) I Brushed Aluminium Anodised (BAL)
	CE	CE
KG	1.550 g	1.275 g

LED I CRI ≥ 90

QPAR51 I GU10

COMPATIBILITY RETROFIT LAMPS

Dimensions see page 466
Scan or click QR-code

ACCESSORY

Ref. 3316150AS (assembled)
CORRECTION FILTER Ø 50 mm

EDGE OUT

down/up

LED I GU10 I IP65

EDGE OUT I UP I DOWN I DOWN/UP I LED I IP65

	MODEL	LED COLOUR - LED*	BEAM	FINISH
EDGE OUT = 544	**1 = Up or Down** **2 = Down/Up**	**0 = 4000 K - G1** **1 = 3000 K - G1** **2 = 2700 K - G1**	**1 = Small beam - 20°** **2 = Medium beam - 28°** **3 = Wide beam - 40°** **4 = DOWN - Wide beam - 40° + UP - Small beam - 20°**	**BLA = Black Anodised** **BRA = Bronze Anodised** **WHT = Matt White Textured** **BLT = Matt Black Textured** **BAL = Brushed Aluminium Anodised**
		For latest LED technologies Scan or click QR-code		Custom colours on demand Scan or click QR-code
For example :				
544 (EDGE OUT)	**2** (Down/Up)	**2** (2700 K - G1)	**3** (Wide beam - 40°)	**BLA** (Black Anodised)

544223BLA EDGE OUT • Down/Up - IP65 • LED - G1 • 2700 K • Wide beam - 40° • Black Anodised • Driver 350 mA DC (Integrated)

***G1 = 9,3W - 948 lm - 4000 K I 9,3W - 845 lm - 3000 K I 9,3W - 809 lm - 2700 K**

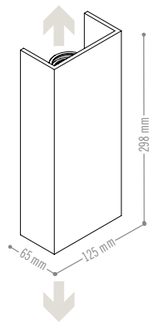

Name	**EDGE OUT I DOWN/UP I LED**	**EDGE OUT I DOWN/UP I GU10**
Ref.	**See Table**	**54424BLA > Black Anodised**
		54424BRA > Bronze Anodised
		54424WHT > Matt White Textured
		54424BLT > Matt Black Textured
		54414BAL > Brushed Aluminium Anodised
Lamp + fitting	LED I CRI ≥ 90	QPAR51 I GU10
	G1 I 2x 9,3 W I IP65 I ~ 230 V I ⏚ I ▼	Max. 50W I IP65 I ~ 230 V I ⏚ I ▼
Control gear	Driver 350 mA DC (Integrated)	
Materials	Aluminium	Aluminium
Finish	See table	Black Anodised (BLA) I Bronze Anodised (BRA) I Matt White Textured (WHT) Matt Black Textured (BLT) I Brushed Aluminium Anodised (BAL)
	CE	CE
KG	2.200g	1.800g

© 100%LIGHT - Fixtures: EDGE OUT - Down/up - LED - Bronze Anodised

© 100%LIGHT - Fixtures : TIMBER 600 - LED - Black Anodised

TIMBER 600 TIMBER 300

TIMBER

The constant search for sober, minimal design, is realised by the pure geometric shape of TIMBER, which itself becomes an architectural element contributing to the beauty of the environment.

TIMBER is a slim straight lighting fixture for outdoor use, manufactured from extruded aluminium with a brushed finish, anodised to 20 microns and finished in Black or Bronze.

TIMBER is also available in a Matt Anthracite Textured, Aluminium Grey Textured finish.

TIMBER is offered in two standard heights, providing two options of light output. The deepened diffuser provides extreme light comfort in combination with a 2700K warm LED light source.

LEDS & LED FIXTURES 5 YEARS WARRANTY

© 100%LIGHT - Fixtures: TIMBER 600 - LED - Black Anodised

TIMBER
300 & 600
LED I IP55

LED strip I CRI ≥80

ACCESSORY

Name	PIN 300
Ref.	511903
Materials	Stainless Steel
Weight	500g

Custom lengths on demand

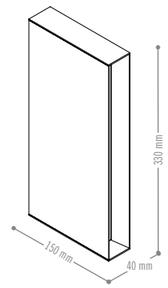

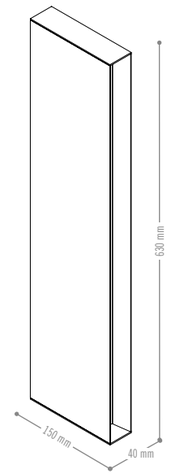

	TIMBER 300	TIMBER 600
Name	**TIMBER 300**	**TIMBER 600**
Ref.	**See table**	**See table**
Lamp + fitting	LED or LED High Output I CRI ≥ 80	LED or LED High Output I CRI ≥ 80
	LED I 4,3 W I 2700 K I ~230 V I IP55 I 75 lm/W I ⏚ I ▼	LED I 8,6 W I 2700 K I ~230 V I IP55 I 75 lm/W I ⏚ I ▼
	LED High Output I 8,6 W I 2700 K I ~230 V I IP55 I 75 lm/W I ⏚ I ▼	LED High Output I 17,2 W I 2700 K I ~230 V I IP55 I 75 lm/W I ⏚ I ▼
Control gear	Transformer (Integrated)	Transformer (Integrated)
Materials	Aluminium	Aluminium
Finish	See table	See table
	CE	CE
	1.500 g	2.250 g

TIMBER 300 & 600 I LED I IP55

	LED*	MODEL	TRANSFORMER	FINISH
TIMBER = 545	**1 = LED** **2 = LED High output**	**03 = 300** **06 = 600**	**0 = Transformer (Integrated)** Info transformers Scan or click QR-code	**BLA = Black Anodised** **BRA = Bronze Anodised** **BLT = Matt Black Textured** **ANT = Matt Anthracite Textured** **ALT = Matt Alu Grey Textured** Custom colours on demand Scan or click QR-code
For example :				
545 (TIMBER)	**2** (LED high output)	**03** (300)	**0** (Tranformer (Integrated))	**BLA** (Black anodised)

5452030BLA TIMBER 300 High Output - IP55 • LED - 8,6W • Black Anodised • Transformer (Integrated)

***1 = ~14,4W/m I 2 = High Output ~28,8W/m**

© 100%LIGHT - Fixture: SHAKER SMALL PIN 600 - LED - Black Anodised

SHAKER SMALL OUT I BASE ONE

SHAKER SMALL OUT I BASE TWO

SHAKER SMALL PIN 1100

SHAKER SMALL PIN 600

SHAKER SMALL PIN 300

SHAKER SMALL OUT

This surface mounted fixture is designed in cooperation with Fredrik Eng for simplicity and pure design.

The SHAKER SMALL OUT family is a series of multi orientable wall or pin fixtures based on two key elements, discreet appearance and a flexible yet minimal-glare lighting concept.

In order to create a product of discreet visible appearance, suitable to compliment any style of architecture, Fredrik Eng focused on the "less is more" principle for the detailing, with no visible fixings or wiring and Matt Textured surfaces, Brushed Black Anodized, or combinations for less reflection and minimalist appearance.

Fredrik Eng also wanted to add flexibility to the product with a series of optional filters and anti-glare louvers, which have been included to offer fine tuning to the range.

The SHAKER SMALL OUT series has been added to compliment the interior version, making the range well suited to any project or environment, commercial or private.

SHAKER SMALL OUT is designed around a High Efficiency LED COB module with a CRI ≥ 90 but is also produced in GU10 format.

SHAKER SMALL OUT

base one I base two

LED I GU10 I IP65

LED I CRI ≥ 90

QPAR51 I GU10

COMPATIBILITY RETROFIT LAMPS

Dimensions see page 466
Scan or click QR-code

ACCESSORY

Ref. 3316050AS (assembled)
HONEYCOMB Ø 50mm

Ref. 3316150AS (assembled)
CORRECTION FILTER Ø 50 mm

© 100%LIGHT - Fixture : SHAKER SMALL OUT - Base one - LED - Black Anodised

SHAKER SMALL OUT BASE ONE I BASE TWO I IP65

Custom lengths on demand

	MODEL	BEAM	LED COLOUR - LED*	FINISH	DRIVERS (LED serial connection)
SHAKER small out = 3316	1 = Base one 2 = Base two	0 = Small beam - 20° 1 = Medium beam - 28° 2 = Wide beam - 40° 3 = Wide beam - Sandblasted glass 40°	0 = 4000 K - G1 1 = 3000 K - G1 2 = 2700 K - G1 For latest LED technologies Scan or click QR-code	1 = Black Anodised Custom colours on demand Scan or click QR-code	3 = Driver 350 mA DC (Integrated) Info drivers see page 462 or scan / click QR-code
For example :					
3316 (SHAKER SMALL OUT)	1 (Base one)	0 (Small beam - 20°)	1 (3000 K - G1)	1 (Black Anodised)	3 (Driver 350 mA DC (Integrated))

331610113 SHAKER SMALL OUT - Base one - IP65 • LED G1 • Small beam - 20° - 3000 K • Black Anodised • Driver 350 mA DC (Integrated)

***G1 = 9,3W - 948 lm - 4000 K I 9,3W - 845 lm - 3000 K I 9,3W - 809 lm - 2700 K**

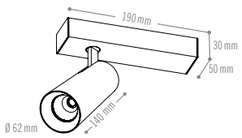

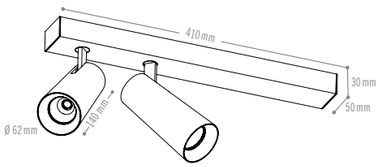

Name	**SHAKER SMALL OUT I BASE ONE I LED**	**SHAKER SMALL OUT I BASE TWO I LED**
Ref.	**See table**	**See table**
Lamp + fitting	LED I CRI ≥ 90	LED I CRI ≥ 90
	G1 I 9,3 W I IP65 I ~230 V I ⏚ I ▼	G1 I 2x 9,3 W I IP65 I ~230 V I ⏚ I ▼
Control gear	Driver 350mA DC (Integrated)	Driver 350mA DC (Integrated)
Materials	Aluminium	Aluminium
Finish	Black Anodised (BLA)	Black Anodised (BLA)
	CE	CE
KG	700 g	1.250 g

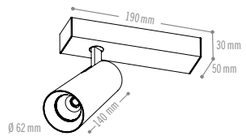

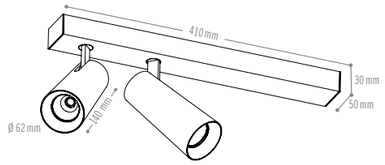

Name	**SHAKER SMALL OUT I BASE ONE I GU10**	**SHAKER SMALL OUT I BASE TWO I GU10**
Ref.	**331611BLA3**	**331621BLA3**
Lamp + fitting	QPAR51 I GU10	QPAR51 I GU10
	Max. 50 W I IP65 I ~230 V I ⏚ I ▼	Max. 50 W I IP65 I ~230 V I ⏚ I ▼
Materials	Aluminium	Aluminium
Finish	Black Anodised (BLA)	Black Anodised (BLA)
	CE	CE
KG	550 g	875 g

© 100%LIGHT - Fixture: SHAKER SMALL OUT - PIN 300 - LED - Black Anodised

SHAKER SMALL PIN

300 & 600

LED I GU10 I IP65

LED I CRI ≥ 90

QPAR51 I GU10
Retrofit lamps see page 466

Drivers see page 462

ACCESSORY

Ref. 3316050AS (assembled)
HONEYCOMB Ø 50mm

Ref. 3316150AS (assembled)
CORRECTION FILTER Ø 50 mm

SHAKER SMALL PIN I IP65

Custom heights on demand

	MODEL PIN	LED COLOUR*	BEAM - LED*	MODEL	FINISH
SHAKER SMALL PIN = 3316	1 = Standard 3 = Ready	0 = 4000 K 1 = 3000 K 2 = 2700 K For latest LED technologies Scan or click QR-code	0 = 20° - G1 1 = 28° - G1 2 = 40° - G1 3 = Sandblasted glass - 40° - G1	03 = 300 06 = 600 11 = 1100	5 = Black Anodised Custom colours on demand Scan or click QR-code
For example :					
3316 (SHAKER SMALL PIN)	**1** (Standard)	**1** (3000 K)	**1** (28° - G1)	**03** (300)	**5** (Black Anodised)

3316111035 SHAKER SMALL PIN 300 - IP65 • LED - G1 - 9,3W - 3000 K • Medium Beam - 28° - Black Anodised - Driver 350mA DC (Integrated)

***G1 = 9,3W - 948 lm - 4000 K I 9,3W - 845 lm - 3000 K I 9,3W - 809 lm - 2700 K**

© 100%LIGHT - Fixtures: SHAKER SMALL PIN 600 - LED - Black Anodised

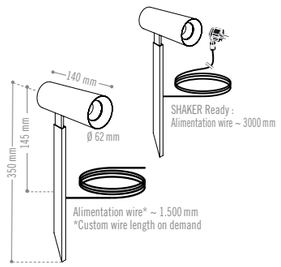

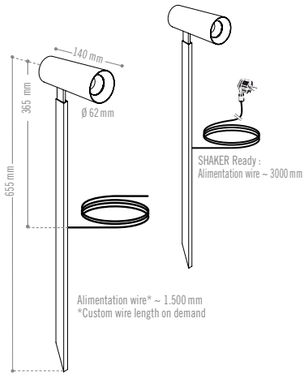

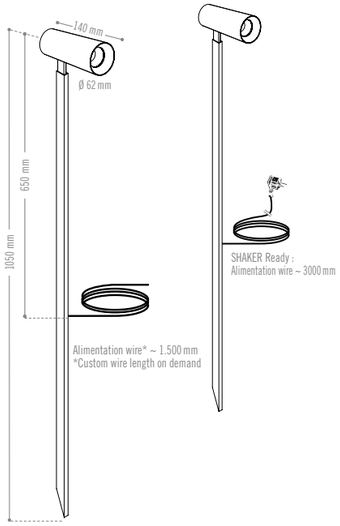

Name	**SHAKER SMALL PIN 300 I LED**	**SHAKER SMALL PIN 600 I LED**	**SHAKER SMALL PIN 1100 I LED**
Ref.	**See table**	**See table**	**See table**
Lamp + fitting	LED I CRI ≥ 90	LED I CRI ≥ 90	LED I CRI ≥ 90
	G1 I 9,3 W I IP65 I ~230 V I ⏚ I ▼	G1 I 9,3 W I IP65 I ~230 V I ⏚ I ▼	G1 I 9,3 W I IP65 I ~230 V I ⏚ I ▼
Control gear	Driver 350 mA DC (Integrated)	Driver 350 mA DC (Integrated)	Driver 350 mA DC (Integrated)
Materials	Aluminium	Aluminium	Aluminium
Finish	Black Anodised	Black Anodised	Black Anodised
	CE	CE	CE
	450 g (standard) I 550 g (ready)	525 g (standard) I 625 g (ready)	650 g (standard) I 750 g (ready)

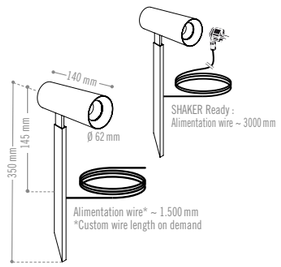

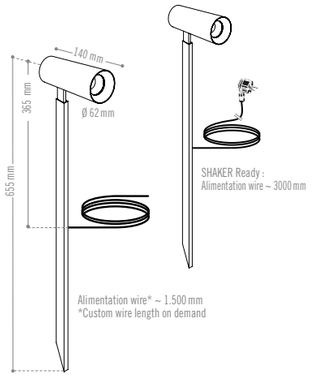

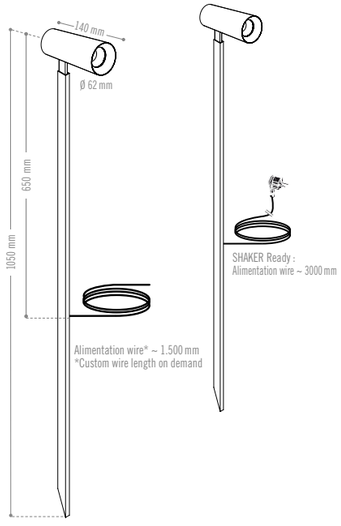

Name	**SHAKER SMALL PIN 300 I IP65 I GU10**	**SHAKER SMALL PIN 600 I IP65 I GU10**	**SHAKER SMALL PIN 1100 I IP65 I GU10**
Ref.	**331614035**	**331614065**	**331614115**
	331614035R > READY	**331634065R > READY**	**331634115R > READY**
Lamp + fitting	QPAR51 I GU10	QPAR51 I GU10	QPAR51 I GU10
	Max. 50 W I IP65 I ~230 V I ⏚ I ▼	Max. 50 W I IP65 I ~230 V I ⏚ I ▼	Max. 50 W I IP65 I ~230 V I ⏚ I ▼
Materials	Aluminium	Aluminium	Aluminium
Finish	Black Anodised	Black Anodised	Black Anodised
	CE	CE	CE
	425 g (standard) I 525 g (ready)	500 g (standard) I 600 g (ready)	625 g (standard) I 725 g (ready)

© 100% LIGHT - Fixture: CUBICO PIN 300 + CAP - LED - Black Anodised



CUBICO

The CUBICO family is a series of multi orientable wall or pin fixtures in Brushed Aluminium (min. 20 micron) Natural and Black Anodised finish and equipped with high quality COB LED technology with only the best binning,

The IP65 rated CUBICO wall range provides a pure but cosy indirect, skimming light in a choice of options, down only, up only single or twin, down & up single or twin, with warm or cool colour temperature and narrow, medium or wide beam format.

The IP65 rated pin version is perfect to Illuminate small trees and shrubs with options of warm or cool colour temperature, narrow, medium and wide beam.

Applications are endless and with an integral converter for all wall models, installation is made simple. The pin version can be delivered inclusive or exclusive driver.

LEDS & LED FIXTURES 5 YEARS WARRANTY

CUBICO

base one I base two
LED I IP65

LED
CRI ≥ 80 I CRI ≥ 90

ACCESSORY

Ref. 543026 (assembled)
HONEYCOMB Ø 26 mm

Ref. 543126 (assembled, not for wide beam 120°)
CORRECTION FILTER Ø 26 mm

Ref. 543500BLA
CUBICO CAP (Black Anodised)

CUBICO BASE ONE I BASE TWO I IP65

Custom lengths on demand

MODEL	BEAM	LED COLOUR - LED*	FINISH	DRIVERS (LED serial connection)
CUBICO = 543 1 = Base one 2 = Base two	3 = Small beam - 15° (lens) 4 = Small beam - 22° (reflector) 5 = Medium beam - 30° (reflector) 6 = Wide beam - 40° (reflector) 7 = Wide beam - Sandblasted glass 8 = Wide beam - 120°	0 = 4000 K - G0 - CRI ≥ 80 1 = 3000 K - G0 - CRI ≥ 90 2 = 2700 K - G0 - CRI ≥ 90 For latest LED technologies Scan or click QR-code	BLA = Black Anodised Custom colours on demand Scan or click QR-code	3 = Driver 350 mA DC (Integrated) 7 = Driver 700 mA DC (Integrated) Info drivers see page 462 or scan / click QR-code

For example :

543	1	4	1	BLA	7
(CUBICO)	(Base one)	(Small beam - 22°)	(3000 K - G0 - CRI ≥ 90)	(Black Anodised)	(Driver 700mA DC (Integrated)

543141BLA7 CUBICO Base one - IP65 • LED G0 - 6,8 W • Small beam - 22° - 3000 K - CRI 90 • Black Anodised • Driver 700 mA DC (Integrated)

***G0 on 350 mA DC = 3,2 W - 365 lm - 4000 K I 3,2 W - 292 lm - 3000 K I 3,2 W - 267 lm - 2700 K**
***G0 on 700 mA DC = 6,8 W - 640 lm - 4000 K I 6,8 W - 512 lm - 3000 K I 6,8 W - 469 lm - 2700 K**

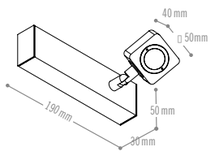

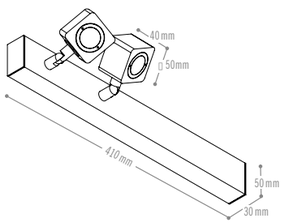

Name	**CUBICO I BASE ONE I LED**	**CUBICO I BASE TWO I LED**
Ref.	**See table**	**See table**
Lamp + fitting	LED I CRI ≥ 80 or CRI ≥ 90	LED I CRI ≥ 80 I CRI ≥ 90
	G0 I 3,2 W I IP65 I ~230 V I ⏚ I ▼	G0 I 3,2 W I IP65 I ~230 V I ⏚ I ▼
	G0 I 6,8 W I IP65 I ~230 V I ⏚ I ▼	G0 I 6,8 W I IP65 I ~230 V I ⏚ I ▼
Control gear	Driver max. 700 mA DC (Integrated)	Driver max. 700 mA DC (Integrated)
Materials	Aluminium	Aluminium
Finish	Black Anodised (BLA)	Black Anodised (BLA)
	CE	CE
KG	500 g	1.000 g

© 100%LIGHT - Fixture: CUBICO PIN 300 + CAP - LED - Black Anodised

CUBICO PIN

300 I 600 I 1100 I 1500

LED I IP65

LED
CRI ≥ 80 I CRI ≥ 90

ACCESSORY

Ref. 543026 (assembled)
HONEYCOMB Ø 26 mm

Ref. 543126 (assembled, not for wide beam 120°)
CORRECTION FILTER Ø 26 mm

Ref. 543500BLA
CUBICO CAP (Black Anodised)

Ref. 590052 Driverbox 6W - IP67 - 350mA DC
590052 Driverbox 12W - IP67 - 350mA DC
590233 Driverbox 12W - IP67 - 700mA DC
Separately delivered

< 500 mm
500 mm >

CUBICO PIN 300 I 600 I 1100 I 1500 I IP65

Custom heights on demand

	MODEL	BEAM	LED COLOUR - LED*	FINISH	DRIVERS/DRIVERBOX (Assembled)
CUBICO PIN = 543	3 = 300 6 = 600 8 = 1100 9 = 1500	3 = Small beam - 15° (lens) 4 = Small beam - 22° (reflector) 5 = Medium beam - 30° (reflector) 6 = Wide beam - 40° (reflector) 7 = Wide beam - Sandblasted glass 8 = Wide beam - 120°	0 = 4000 K - G0 - CRI ≥ 80 1 = 3000 K - G0 - CRI ≥ 90 2 = 2700 K - G0 - CRI ≥ 90 For latest LED technologies Scan or click QR-code	BLA = Black Anodised Custom colours on demand Scan or click QR-code	0 = Excl. Driver (max. 700mA DC) 3 = Driverbox (6W - 350mA DC)(Integrated) 7 = Driverbox (12W - 700mA DC) (Integrated) Info drivers see page 462 or scan / click QR-code
For example :					
543 (CUBICO PIN)	3 (300)	3 (Small beam - 15° (Lens))	1 (3000 K - G0 - CRI ≥ 90)	BLA (Black Anodised)	0 (Excl. Driver - max. 700mA DC)

543331BLA0 CUBICO PIN 300 - IP65 • LED G0 • Small beam - 15° (Lens) - 3000 K - CRI 90 • Black Anodised • Excl. driver max. 700mA DC

***G0 on 350 mA = 3,2 W - 365 lm - 4000 K I 3,2 W - 292 lm - 3000 K I 3,2 W - 267 lm - 2700 K**
***G0 on 700 mA = 6,8 W - 640 lm - 4000 K I 6,8 W - 512 lm - 3000 K I 6,8 W - 469 lm - 2700 K**

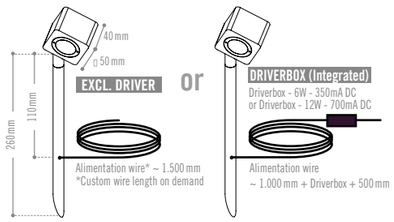

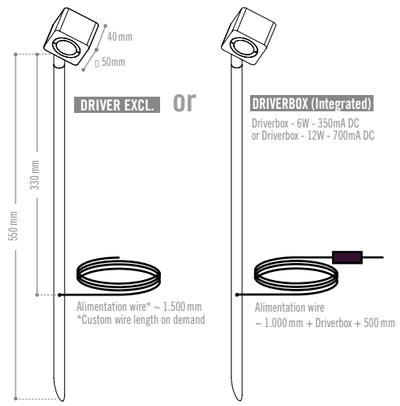

	CUBICO PIN 300 I LED	CUBICO PIN 600 I LED	CUBICO PIN 1100 I LED	CUBICO PIN 1500 I LED
Name	CUBICO PIN 300 I LED	CUBICO PIN 600 I LED	CUBICO PIN 1100 I LED	CUBICO PIN 1500 I LED
Ref.	See table	See table	See table	See table
Lamp + fitting	LED I CRI ≥ 80 I CRI ≥ 90	LED I CRI ≥ 80 I CRI ≥ 90	LED I CRI ≥ 80 I CRI ≥ 90	LED I CRI ≥ 80 I CRI ≥ 90
	G0 I 3,2 W I 350 mA DC I IP65 I	G0 I 3,2 W I 350 mA DC I IP65 I	G0 I 3,2 W I 350 mA DC I IP65 I	G0 I 3,2 W I 350 mA DC I IP65 I
	G0 I 6,8 W I 700 mA DC I IP65 I	G0 I 6,8 W I 700 mA DC I IP65 I	G0 I 6,8 W I 700 mA DC I IP65 I	G0 I 6,8 W I 700 mA DC I IP65 I
Control gear	Driver max. 700mA DC (Excl.) I Driverbox (350mA DC or 700mA DC)(Integrated)	Driver max. 700mA DC (Excl.) I Driverbox (350mA DC or 700mA DC)(Integrated)	Driver max. 700mA DC (Excl.) I Driverbox (350mA DC or 700mA DC)(Integrated)	Driver max. 700mA DC (Excl.) I Driverbox (350mA DC or 700mA DC)(Integrated)
Materials	Aluminium	Aluminium	Aluminium	Aluminium
Finish	Black Anodised (BLA)	Black Anodised (BLA)	Black Anodised (BLA)	Black Anodised (BLA)
	CE	CE	CE	CE
KG	400 g (Excl. Driver) I 575 g (Driverbox Integrated)	475 g (Excl. Driver) I 650 g (Driverbox Integrated)	675 g (Excl. Driver) I 850 g (Driverbox Integrated)	850 g (Excl. Driver) I 1.025 g (Driverbox Integrated)



COURBES UNO

COURBES DUO

COURBES SHORT PIN

COURBES PIN

COURBES TERRASSE

COURBES

COURBES is a unique range of fixtures for exterior use, designed around a simple 40 mm stainless steel tube. In single format, the 90° curved section is able to rotate through 350°, whereas the twin 90° version provides focussing on almost any point around the fixture with independent 350° rotation in two planes. Optional accessories include a 500 mm straight tube for either ground-spike “PIN” or surface “TERRASSE” applications.

Equipped with high quality COB LED technology with only the best binning, COURBES is offered in cool or warm white, and narrow, medium or broad beam format. The driver for the 3.2 Watt 350 mA light source should be ordered separately for remote mounting.

In addition to brushed stainless steel, COURBES is also available in Matt White or Matt Black Textured lacquered finishes.

LEDS & LED FIXTURES 5 YEARS WARRANTY

COURBES

uno I duo
LED I IP65

LED
CRI ≥ 80 | CRI ≥ 90

ACCESSORY

Ref. 543026 (assembled)
HONEYCOMB Ø 26 mm

Ref. 543126 (assembled)
CORRECTION FILTER Ø 26 mm

CONCRETE KIT
ref. 229901
Cut-out : Ø 80 mm

PLASTERBOARD KIT
Ref. 229900
Cut-out : Ø 80 mm

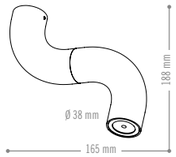

Name	**COURBES UNO I LED**	**COURBES DUO I LED**
Ref.	**See table**	**See table**
Lamp + fitting	LED I CRI ≥ 80 I CRI ≥ 90	LED I CRI ≥ 80 I CRI ≥ 90
	G0 I 3,2 W I 350 mA DC I IP65 I	G0 I 3,2 W I 350 mA DC I IP65 I
Orientation	180° I 350°	180° I 350°
Control gear	Driver max. 350 mA DC (Excl. or Incl.)	Driver max. 350 mA DC (Excl. or Incl.)
Materials	Stainless Steel	Stainless Steel
Finish	See table	See table
	CE	CE
	300 g	500 g

COURBES I UNO I DUO I IP65

	MODEL	BEAM	LED COLOUR - LED*	FINISH	DRIVERS (LED serial connection)
COURBES = 529	05 = Uno 15 = Duo	1 = Small beam - 15° (lens) 2 = Small beam - 22° (reflector) 3 = Medium beam - 30° (reflector) 4 = Wide beam - 40° (reflector) 5 = Wide beam - Sandblasted glass	0 = 4000 K - G0 - CRI ≥ 80 1 = 3000 K - G0 - CRI ≥ 90 2 = 2700 K - G0 - CRI ≥ 90 For latest LED technologies Scan or click QR-code	1 = Stainless Steel 2 = Stainless Steel Beach 3 = Matt White Textured 4 = Matt Black Textured Custom colours on demand Scan or click QR-code	0 = Excl. Driver max. 350 mA DC 3 = Incl. Driver 350 mA DC Info drivers see page 462 or scan / click QR-code
For example :					
529 (COURBES)	**05** (Uno)	**1** (Small beam - 15° (Lens))	**1** (3000 K - G0 - CRI ≥ 90)	**1** (Stainless Steel)	**3** (Incl. Driver 350 mA DC)

529051113 Uno - IP65 • LED G0 - 3,2 W • Small beam - 15° (Lens) - 3000 K - CRI 90 • Stainless Steel • Incl. Driver 350 mA DC

***G0 on 350 mA DC = 3,2 W - 365 lm - 4000 K I 3,2 W - 292 lm - 3000 K I 3,2 W - 267 lm - 2700 K**

© 100%LIGHT - Fixtures: COURBES UNO - LED - Stainless Steel Beach

© 100%LIGHT - Fixtures : COURBES SHORT PIN - LED - Stainless Steel Beach

COURBES

short pin I pin I terrasse
LED I IP65

LED
CRI ≥ 80 I CRI ≥ 90

ACCESSORY

Ref. (SHORT PIN & PIN ONLY)
590018 Driverbox
12 W - IP67 - 350mA DC

© 100%LIGHT - Fixtures: COURBES Terrasse - LED - Stainless Steel Beach

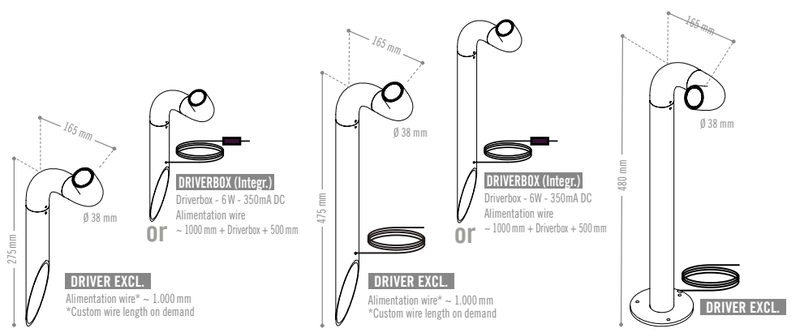

Name	COURBES SHORT PIN I LED	COURBES PIN I LED	COURBES TERRASSE I LED
Ref.	See table	See table	See table
Lamp + fitting	LED I CRI ≥ 80 I CRI ≥ 90	LED I CRI ≥ 80 I CRI ≥ 90	LED I CRI ≥ 80 I CRI ≥ 90
	G0 I 3,2 W I 350 mA DC I IP65 I	G0 I 3,2 W I 350 mA DC I IP65 I	G0 I 3,2 W I 350 mA DC I IP65 I
Orientation	180° I 350°	180° I 350°	180° I 350°
Control gear	Driver max. 350 mA DC (Excl. or Incl.) Driverbox (350mA DC)(Integrated)	Driver max. 350 mA DC (Excl. or Incl.) Driverbox (350mA DC)(Integrated)	Driver max. 350 mA DC (Excl. or Incl.)
Materials	Stainless Steel	Stainless Steel	Stainless Steel
Finish	See table	See table	See table
	CE	CE	CE
KG	550 g	800 g	1.200 g

COURBES I SHORT PIN I PIN I TERRASSE I IP65

	MODEL	BEAM	LED COLOUR - LED*	FINISH	DRIVERS (LED serial connection)
COURBES = 529	75 = Short Pin 85 = Pin 95 = Terrasse	1 = Small beam - 15° (lens) 2 = Small beam - 22° (reflector) 3 = Medium beam - 30° (reflector) 4 = Wide beam - 40° (reflector) 5 = Wide beam - Sandblasted glass	0 = 4000 K - G0 - CRI ≥ 80 1 = 3000 K - G0 - CRI ≥ 90 2 = 2700 K - G0 - CRI ≥ 90 For latest LED technologies Scan or click QR-code	1 = Stainless Steel 2 = Stainless Steel Beach 3 = Matt White Textured 4 = Matt Black Textured Custom colours on demand Scan or click QR-code	0 = Excl. Driver (max. 350 mA DC) 3 = Incl. Driver 350 mA DC 7 = Driverbox (6W - 350mA DC)(Integrated) Info drivers see page 462 or scan / click QR-code
For example :					
529 (COURBES)	**75** (Short Pin)	**3** (Small beam - 15° (Lens))	**1** (3000 K - G0 - CRI ≥ 90))	**1** (Stainless Steel)	**3** (Incl. Driver 350 mA DC)

529753113 COURBES SHORT PIN - IP65 • LED G0 - 3,2 W • Small beam - 15° (Lens) - 3000 K - CRI 90 • Stainless Steel • Incl. Driver 350 mA DC

***G0 on 350 mA DC = 3,2 W - 365 lm - 4000 K I 3,2 W - 292 lm - 3000 K I 3,2 W - 267 lm - 2700 K**



© 100%LIGHT - Fixtures: GRYPO - DOWNUP - LED - Bronze



GRYPO

The GRYPO family is a series of multi orientable wall or pin fixtures milled from solid brass, available in a Bronze finish and equipped with high quality COB LED technology with only the best binning.

The IP65 rated GRYPO wall range provides a pure but cosy indirect, skimming light in a choice of options, down only, up only single or twin, down & up single or twin, with warm or cool colour temperature and narrow, medium or wide beam format.

The IP65 rated pin version is perfect to Illuminate small trees and shrubs with options of warm or cool colour temperature, narrow, medium and wide beam.

Applications are endless and with an integral converter for all wall models, installation is made simple. The pin version can be delivered inclusive or exclusive driver.

LEDS & LED FIXTURES 5 YEARS WARRANTY

GRYPO

LED I IP65

LED
CRI ≥ 80 | CRI ≥ 90

ACCESSORY

Ref. 543026 (assembled)
HONEYCOMB Ø 26 mm

Ref. 543126 (assembled)
CORRECTION FILTER Ø 26 mm

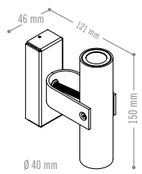

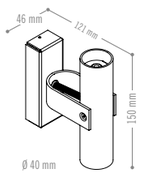

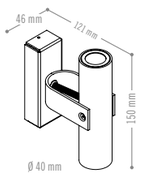

Name	**GRYPO UP**	**GRYPO DOWN**	**GRYPO DOWN/UP**
Ref.	**See table**	**See table**	**See table**
Lamp + fitting	LED I CRI ≥ 80 I CRI ≥ 90	LED I CRI ≥ 80 I CRI ≥ 90	LED I CRI ≥ 80 I CRI ≥ 90
	G0 I 3,2 W I IP65 I ~230 V I ⏚ I ▼	G0 I 3,2 W I IP65 I ~230 V I ⏚ I ▼	G0 I 3,2 W I IP65 I ~230 V I ⏚ I ▼
	30°	30°	30°
Control gear	Driver max. 350 mA DC (Integrated)	Driver max. 350 mA DC (Integrated)	Driver max. 350 mA DC (Integrated)
Materials	Brass	Brass	Brass
Finish	Bronze (BR)	Bronze (BR)	Bronze (BR)
	CE	CE	CE
	1.000g	1.000g	1.200g

GRYPO I UP I DOWN I DOWN/UP I IP65

	MODEL	BEAM	LED COLOUR - LED*	FINISH	DRIVER (LED serial connection)
GRYPO = 5133	**0 = Up** **1 = Down** **2 = Down/up**	**1 = Small beam - 15° (lens)** **2 = Small beam - 22° (reflector)** **3 = Medium beam - 30° (reflector)** **4 = Wide beam - 40° (reflector)** **5 = Wide beam - Sandblasted glass**	**0 = 4000 K - G0 - CRI ≥ 80** **1 = 3000 K - G0 - CRI ≥ 90** **2 = 2700 K - G0 - CRI ≥ 90** For latest LED technologies Scan or click QR-code	**BR = Bronze**	**3 = Driver 350 mA DC (Integrated)** Info drivers see page 462 or scan / click QR-code
For example :					
5133 (GRYPO)	**0** (up)	**1** (Small beam - 15° (Lens))	**1** (3000 K - G0 - CRI ≥ 90)	**BR** (Bronze)	**3** (Driver 350 mA DC (Integrated))

5133011BR3 GRYPO Up - IP65 • LED G0 - 3,2 W • Small beam - 15° (Lens) - 3000 K - CRI 90 • Bronze • Driver 350mA DC (Integrated)

***G0 on 350 mA = 3,2 W - 365 lm - 4000 K I 3,2 W - 292 lm - 3000 K I 3,2 W - 267 lm - 2700 K**

© 100%LIGHT - Fixtures : GRYPO DOWN - LED - Bronze

GRYPO PIN

LED I IP65

LED
CRI ≥ 80 I CRI ≥ 90

Drivers see page 462

ACCESSORY

Ref. 543026 (assembled)
HONEYCOMB Ø 26 mm

Ref. 543126 (assembled)
CORRECTION FILTER Ø 26 mm

Ref. 590052 - Driverbox 6 W
IP67 - 350mA DC
590052 - Driverbox 12 W
IP67 - 350mA DC

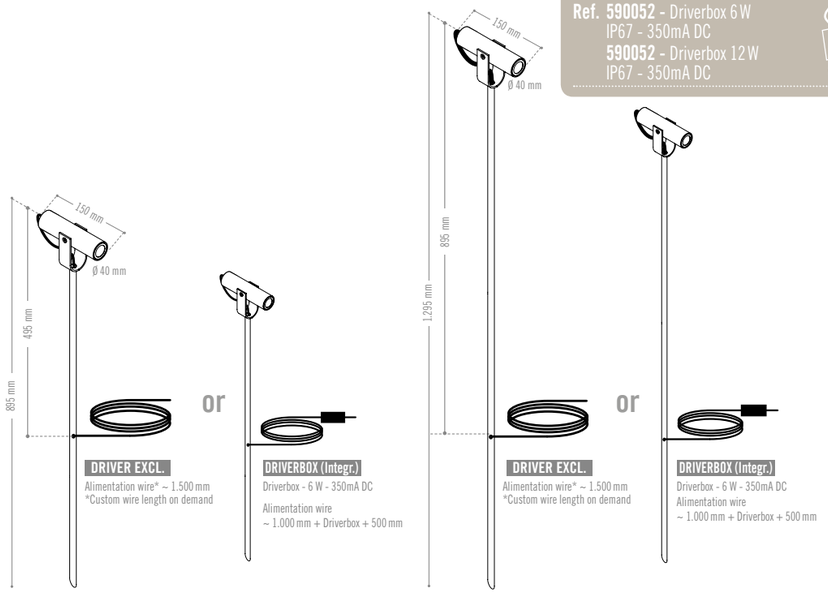

Name	**GRYPO I 800 PIN I LED**	**GRYPO I 1200 PIN I LED**
Ref.	**See table**	**See table**
Lamp + fitting	LED I CRI ≥ 80 I CRI ≥ 90	LED I CRI ≥ 80 I CRI ≥ 90
	G0 I 3,2 W I 350 mA DC I IP65 I	G0 I 3,2 W I 350 mA DC I IP65 I
Control gear	Driver max. 350 mA DC (Excl. or Incl.) I Driverbox (6W-350mA DC)(Integr.)	Driver max. 350 mA DC (Excl. or Incl.) I Driverbox (6W-350mA DC)(Integr.)
Orientation	60°	60°
Materials	Brass	Brass
Finish	Bronze (BR)	Bronze (BR)
	CE	CE
	900 g	1.100 g

GRYPO PIN I 800 I 1200 I IP65

	MODEL	BEAM	LED COLOUR - LED*	FINISH	DRIVERS (LED serial connection)
GRYPO = 5133	8 = PIN 800 9 = PIN 1200	1 = Small beam - 15° (lens) 2 = Small beam - 22° (reflector) 3 = Medium beam - 30° (reflector) 4 = Wide beam - 40° (reflector) 5 = Wide beam - Sandblasted glass	0 = 4000 K - G0 - CRI ≥ 80 1 = 3000 K - G0 - CRI ≥ 90 2 = 2700 K - G0 - CRI ≥ 90 For latest LED technologies Scan or click QR-code	BR = Bronze	0 = Excl. Driver (max. 350 mA DC) 3 = Incl. Driver 350 mA DC 5 = Driverbox (6W - 350mA DC)(Integrated)
For example :					
5133 (GRYPO)	**8** (Pin 800)	**1** (Small beam - 15° (Lens))	**1** (3000 K - G0 - CRI ≥ 90)	**BR** (Bronze)	**0** (Excl. Driver (max. 350 mA DC))

5133811BR0 GRYPO Pin 800 - IP65 • LED G0 - 3,2 W • Small beam - 15° (Lens) - 3000 K - CRI 90 • Bronze • Excl. Driver max. 350 mA DC

***G0 on 350 mA DC = 3,2 W - 365 lm - 4000 K I 3,2 W - 292 lm - 3000 K I 3,2 W - 267 lm - 2700 K**

© 100%LIGHT - Fixtures: GRYPO PIN 1200 - LED - Bronze

© 100%LIGHT - Fixtures : GRYPO Pin 1200 - LED - Bronze

© 100%LIGHT - Fixtures: L-SCOUT MINI 500 - LED - Cortensteel

L-SCOUT MINI 500 | L-SCOUT MINI 800 | L-SCOUT 800 | L-SCOUT 2000

L-SCOUT

L-SCOUT is a fixed, sturdy and compact bollard for outdoor use, characterised by the L-shape design.

Despite the sleek design of L-SCOUT, a well controlled wide angle beam ensures extreme visual comfort, and the IP54 rating makes the range perfect for exposed outdoor locations such as pathways and patios.

L-SCOUT is available in various formats for high quality LED with the best binning, and for halogen lamps, with a wide choice of finishes including Cortensteel, Matt White Textured, Matt Anthracite Textured, Matt Black Textured and Matt Aluminium Grey Textured.

LEDS & LED FIXTURES 5 YEARS WARRANTY

L-SCOUT

mini 500

LED I QT14 I IP54

LED
CRI ≥ 80 I CRI ≥ 90

QT14 I G9

ACCESSORY

Name	PIN 300
Ref.	511903
Materials	Stainless Steel
Weight	500 g

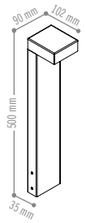

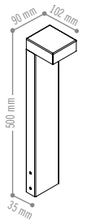

Name	**L-SCOUT MINI 500 I LED**	**L-SCOUT MINI 500 I QT14**	**L-SCOUT MINI 500 I QT14**
Ref.	**See table**	**51105CO** (Cortensteel)	**51105BLT** (Matt Black Textured) **51105ANT** (Matt Anthracite Textured) **51105ALT** (Matt Alu Grey Textured)
Lamp + fitting	LED I CRI ≥ 80 I CRI ≥ 90 G0 I 6,8 W I IP54 I ~ 230 V I ⏚ I ▼	QT14 I G9 25-40 W I IP54 I ~ 230 V I ⏚ I ▼	QT14 I G9 25-40 W I IP54 I ~ 230 V I ⏚ I ▼
Control gear	Driver 700mA DC (Integrated)		
Dimensions	500 mm x 35 mm x 90 mm	500 mm x 35 mm x 90 mm	500 mm x 35 mm x 90 mm
Materials	Aluminium or Cortensteel	Cortensteel	Aluminium
Finish	See table	Cortensteel (CO)	Matt Black Textured (BLT) I Matt Anthracite Textured (ANT) I Matt Alu Grey Textured (ALT)
	CE	CE	CE
	Aluminium : 1.300 g I Cortensteel : 2.500 g	2.500 g	1.300 g

L-SCOUT MINI 500 I LED I IP54

	HEIGHT (mm)	LED - LED COLOUR*	FINISH
L-SCOUT **511**	**0 = MINI 500**	**1 = G0 - 4000 K - CRI ≥ 80** **2 = G0 - 3000 K - CRI ≥ 90** **3 = G0 - 2700 K - CRI ≥ 90** For latest LED technologies Scan or click QR-code	**CO = Cortensteel** **BLT = Matt Black Textured** **ANT = Matt Anthracite Textured** **ALT = Matt Alu Grey Textured** Custom colours on demand Scan or click QR-code
For example : **511** (L-SCOUT)	**0** (MINI 500)	**1** (G0 - 4000K - CRI ≥ 80)	**CO** (Cortensteel)

51101CO L-SCOUT MINI 500 Cortensteel - IP54 • LED G0 - 6,8 W - CRI 80 • 4000K • Driver 700mA DC (Integrated)

***G0 = 6,8 W - 640 lm - 4000 K I 6,8 W - 512 lm - 3000 K I 6,8 W - 469 lm - 2700 K**

© 100%LIGHT - Fixtures : L-SCOUT MINI 500 - LED - Matt Black Textured

© 100%LIGHT - Fixtures : L-SCOUT MINI 800 - LED - Cortensteel

© 100%LIGHT - Fixtures : L-SCOUT MINI 800 - LED - Cortensteel

L-SCOUT

mini 800

LED I QT14 I IP54

LED
CRI ≥ 80 I CRI ≥ 90

QT14 I G9

ACCESSORY

Name	PIN 300
Ref.	511903
Materials	Stainless Steel
Weight	500 g

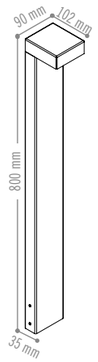

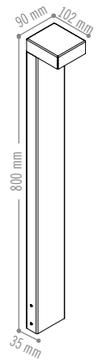

Name	**L-SCOUT MINI 800 I LED**	**L-SCOUT MINI 800 I QT14**	**L-SCOUT MINI 800 I QT14**
Ref.	**See table**	**51115CO** (Cortensteel)	**51115BLT** (Matt Black Textured)
			51115ANT (Matt Anthracite Textured)
			51115ALT (Matt Alu Grey Textured)
Lamp + fitting	LED I CRI ≥ 80 I CRI ≥ 90	QT14 I G9	QT14 I G9
	G0 I 6,8 W I IP54 I ~ 230 V I ⏚ I ▼	25-40 W I IP54 I ~ 230 V I ⏚ I ▼	25-40 W I IP54 I ~ 230 V I ⏚ I ▼
Control gear	Driver 700mA DC (Integrated)		
Dimensions	800 mm x 35 mm x 90 mm	800 mm x 35 mm x 90 mm	800 mm x 35 mm x 90 mm
Materials	Aluminium or Cortensteel	Cortensteel	Aluminium
Finish	See table	Cortensteel (CO)	Matt Black Textured (BLT) I Matt Anthracite Textured (ANT) I Matt Alu Grey Textured (ALT)
	CE	CE	CE
KG	Aluminium : 1.500 g I Cortensteel : 3.150 g	3.150 g	1.500 g

L-SCOUT MINI 800 I LED I IP54

	HEIGHT (mm)	LED - LED COLOUR*	FINISH
L-SCOUT **511**	**1 = MINI 800**	**1 = G0 - 4000 K - CRI ≥ 80** **2 = G0 - 3000 K - CRI ≥ 90** **3 = G0 - 2700 K - CRI ≥ 90** For latest LED technologies Scan or click QR-code	**CO = Cortensteel** **BLT = Matt Black Textured** **ANT = Matt Anthracite Textured** **ALT = Matt Alu Grey Textured** Custom colours on demand Scan or click QR-code
For example : **511** (L-SCOUT)	**1** (MINI 800)	**1** (G0 - 4000K - CRI ≥ 80)	**CO** (Cortensteel)

51111CO L-SCOUT MINI 800 Cortensteel - IP54 • LED G0 - 6,8 W - CRI 80 • 4000K • Driver 700mA DC (Integrated)

***G0 = 6,8 W - 640 lm - 4000 K I 6,8 W - 512 lm - 3000 K I 6,8 W - 469 lm - 2700 K**

© 100%LIGHT - Fixtures : L-SCOUT MINI 500 - LED - Matt Black Textured I GRYPO Wall Down - LED - Bronze

© 100%LIGHT - Fixtures : L-SCOUT MINI 500 - LED - Matt Black Textured

L-SCOUT
800
LED I QT-DE12 I IP54

LED I CRI ≥ 90

QT-DE12 I R7s

ACCESSORY

Name	PIN 500
Ref.	511901
Materials	Stainless Steel
Weight	2.000 g

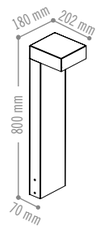

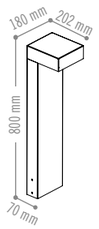

Name	**L-SCOUT 800 I LED**	**L-SCOUT 800 I QT-DE12**	**L-SCOUT 800 I QT-DE12**
Ref.	**See table**	**51185CO** (Cortensteel)	**51185BLT** (Matt Black Textured)
			51185ANT (Matt Anthracite Textured)
			51185ALT (Matt Alu Grey Textured)
Lamp + fitting	LED I CRI ≥ 90	QT-DE12 (114,2) I R7s	QT-DE12 (114,2) I R7s
	G1 I 20,3 W I IP54 I ~ 230 V I ⏚ I ▼	120 W I IP 54 I ~ 230 V I ⏚ I ▼	120 W I IP 54 I ~ 230 V I ⏚ I ▼
Control gear	Driver 700mA DC (Integrated)		
Dimensions	800 mm x 70 mm x 180 mm	800 mm x 70 mm x 180 mm	800 mm x 70 mm x 180 mm
Materials	Aluminium or Cortensteel	Cortensteel	Aluminium
Finish	See table	Cortensteel (CO)	Matt Black Textured (BLT) I Matt Anthracite Textured (ANT) I Matt Alu Grey Textured (ALT)
	CE	CE	CE
KG	Aluminium : 4.100 g I Cortensteel : 8.000 g	8.000 g	4.100 g

L-SCOUT 800 I LED I IP54

	HEIGHT (mm)	LED - LED COLOUR*	FINISH
L-SCOUT **511**	**8 = 800**	**1 = G1 - 4000 K** **2 = G1 - 3000 K** **3 = G1 - 2700 K** For latest LED technologies Scan or click QR-code	**CO = Cortensteel** **BLT = Matt Black Textured** **ANT = Matt Anthracite Textured** **ALT = Matt Alu Grey Textured** Custom colours on demand Scan or click QR-code
For example : **511** (L-SCOUT)	**8** (800)	**1** (G1 - 4000 K)	**CO** (Cortensteel)

51181CO L-SCOUT 800 Cortensteel - IP54 • LED G1 - 20,3W - CRI 90 • 4000K • Driver 700mA DC (Integrated)

***G1 = 20,3 W - 1693 lm - 4000 K I 20,3 W - 1510 lm - 3000 K I 20,3W - 1445 lm - 2700 K**

© 100%LIGHT - Fixtures : L-SCOUT 800 - Halogen - Cortensteel

L-SCOUT

2000

LED I QT-DE12 I IP54

LED I CRI ≥ 90

QT-DE12 I R7s

ACCESSORY

Name	PIN 1000
Ref.	511902
Materials	Galvanised Steel
Weight	3.200 g

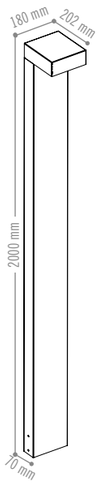

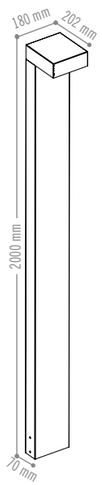

Name	**L-SCOUT 2000 I LED**	**L-SCOUT 2000 I QT-DE12**	**L-SCOUT 2000 I QT-DE12**
Ref.	**See table**	**51125CO** (Cortensteel)	**51125BLT** (Matt Black Textured)
			51125ANT (Matt Anthracite Textured)
			51125ALT (Matt Alu Grey Textured)
Lamp + fitting	LED I CRI ≥ 90	QT-DE12 (114,2) I R7s	QT-DE12 (114,2) I R7s
	G2 I 23,4 W I IP54 I ~ 230 V I ⏚ I ▼	120W I IP54 I ~ 230 V I ⏚ I ▼	120W I IP54 I ~ 230 V I ⏚ I ▼
Control gear	Driver 700mA DC (Integrated)		
Dimensions	2000 mm x 70 mm x 180 mm	2000 mm x 70 mm x 180 mm	2000 mm x 70 mm x 180 mm
Materials	Aluminium or Cortensteel	Cortensteel	Aluminium
Finish	See table	Cortensteel	Matt Black Textured I Matt Anthracite Textured Matt Alu Grey Textured
	CE	CE	CE
	Aluminium : 7.500 g I Cortensteel : 16.500 g	16.500 g	7.500 g

L-SCOUT 2000 I LED I IP54

	HEIGHT (mm)	LED - LED COLOUR*	FINISH
L-SCOUT **511**	**2 = 2000**	**1 = G2 - 4000 K** **2 = G2 - 3000 K** **3 = G2 - 2700 K**	**CO = Cortensteel** **BLT = Matt Black Textured** **ANT = Matt Anthracite Textured** **ALT = Matt Alu Grey Textured**
		For latest LED technologies Scan or click QR-code	Custom colours on demand Scan or click QR-code
For example :			
511 (L-SCOUT)	**2** (2000)	**1** (G2 - 4000K - CRI ≥ 90)	**CO** (Cortensteel)

51121CO L-SCOUT 2000 Cortensteel - IP54 • LED G2 - 23,4W - CRI 90 • 4000K • Driver 700mA DC (Integrated)

***G2 = 23,4 W - 2224 lm - 4000 K I 23,4 W - 1969 lm - 3000 K I 23,4W - 1943 lm - 2700 K**

© 100%LIGHT - Fixtures : L-SCOUT 800 - Halogen - Cortensteel

© 100%LIGHT - Fixtures: L-SCOUT 800 - Halogen - Matt Black Textured

Standard drivers

For a list of standard deliverable control gears and the latest technical update/info scan or click QR-code.

	100%LIGHT - Ref.		350 mA							350 mA Dim.				700 mA		700 mA Dim.		1000mA	1050mA				DIP-SWITCH DIM			24 V
			590011	590012	590050	590019	590013	590020	590022	590023 / A, P	590024 / P	590025 / P	590026 / A	590212	590213	590214 / A	590227 / P, S	590300	590701	590702	590703	590705	590600 / A	590601 / A	590602 / D, S	590411
	DRIVERS WITH STRAIN RELIEF	LED						X	X		X						X		X				X	X	X	
INDOOR - RECESSED	BULLET HOLE 45	G1		↻		↻				◎	↻	◎	↻										↻	↻	↻	
		C11		↻		↻				◎	↻	◎	↻										↻	↻	↻	
	BULLET HOLE 60	G1		⌅	⌅	⌅				◎	⌅	◎	⌅										↻	↻	↻	
		G2		⌅	⌅	⌅	↻				⌅	⌅	⌅										↻	↻	↻	
	BULLET HOLE 70	G2		⌅	⌅	⌅	⌅				⌅	⌅	⌅		⌅	⌅	◎							⌅	↻	
	BULLET HOLE 70 - ORIENTABLE (+ compact)	G2		⌅	⌅	⌅	◎				⌅	◎	⌅										⌅	⌅	↻	
	BULLET HOLE 120	G2		⌅	⌅	⌅	⌅				⌅	◎	⌅		⌅	⌅	⌅							⌅	⌅	
		G4																	◎	⌅	⌅	⌅				
	BULLET HOLE 120 SMALL TRIM	G2		⌅	⌅	⌅	⌅				⌅	⌅	⌅		⌅	⌅	⌅							⌅	⌅	
		G4																	⌅	⌅	⌅	⌅				
	BULLET HOLE OUT	G2		⌅	⌅	⌅	◎				⌅	◎	⌅										◎	◎	◎	
	BULLET HOLE OUT SMALL TRIM	G2		⌅	⌅	⌅	⌅				⌅	⌅	⌅										⌅	⌅	⌅	
	SMART XCONE SMALL	G2		⌅	⌅	⌅	⌅				⌅	⌅	⌅										⌅	⌅	⌅	
	SMART XCONE	G2		⌅	⌅	⌅	⌅				⌅	⌅	⌅		⌅	⌅	⌅							⌅	⌅	
		G4																	⌅	⌅	⌅	⌅				
	SMART XCONE ORIENTABLE	G2		⌅	⌅	⌅	⌅				⌅	⌅	⌅										⌅	⌅	⌅	
	BLIND UNO MEDIUM	G1		⌅						↻	⌅	↻	⌅										↻	↻	↻	
	BLIND DUO MEDIUM	G1		⌅				◎		↻	⌅	↻	⌅										↻	↻	↻	
	BLIND TRIO MEDIUM	G1		⌅					◎	↻	⌅	↻	⌅										↻	↻	↻	
	BLIND UNO LARGE	G2		⌅							⌅	⌅	⌅		⌅	⌅								⌅	⌅	
	BLIND DUO LARGE	G2		⌅				◎			⌅	⌅	⌅		⌅	⌅	⌅							⌅	⌅	
	BLIND TRIO LARGE	G2		⌅					◎		⌅	⌅	⌅		⌅	⌅	⌅							⌅	⌅	
	LILO	G0	↻																							
	P100	6																↻					↻	↻		
	DOWNBOX MEDIUM UNO	G1											↻												↻	
	DOWNBOX LARGE UNO	G2															↻							↻	↻	
INDOOR - SURFACE	EXPRESSION 50 - BH60	G1		◎	⌅	⌅				◎	⌅	◎	◎										↻	↻	↻	
		C11		◎	⌅	⌅				◎	⌅	◎	◎										↻	↻	↻	
	EXPRESSION 50 - TORSION	G1		⌅	⌅	⌅				◎	⌅	◎	⌅										⌅	⌅	↻	
		C11		⌅	⌅	⌅				◎	⌅	◎	⌅										⌅	⌅	↻	
	EXPRESSION 50 - LEAF CONCRETE	G1		◎	◎	◎				◎	◎	◎	◎										↻	↻	↻	
		C11		◎	◎	◎				◎	◎	◎	◎										↻	↻	↻	
	EXPRESSION 50 - ON WOOD	G1		↻	↻	↻				↻	↻	↻	↻										↻	↻	↻	
		C11		↻	↻	↻				↻	↻	↻	↻										↻	↻	↻	
	EXPRESSION 50 - BASE FOUR SQUARE	G1			⊂	⊂		⊂		↻			↻										↻	↻	↻	
		C11			⊂	⊂		⊂		↻			↻										↻	↻	↻	
	EXPRESSION 50 - M10 + CEILING	G1		↻	↻	↻				↻	↻	↻	↻										↻	↻	↻	
		C11		↻	↻	↻				↻	↻	↻	↻										↻	↻	↻	
	EXPRESSION 60 - BH60	G1		◎	⌅	⌅				◎	⌅	◎	◎										↻	↻	↻	
		G2		◎	⌅	⌅	↻				⌅	◎	◎										↻	↻	↻	
	EXPRESSION 60 - TORSION	G1		⌅	⌅	⌅				◎	⌅	◎	⌅										⌅	⌅	↻	
		G2		⌅	⌅	⌅	◎				⌅	◎	⌅										⌅	⌅	↻	
	EXPRESSION 60 - LEAF CONCRETE	G1		◎	◎	◎				◎	◎	◎	◎										↻	↻	↻	
		G2		◎	◎	◎	◎				◎	◎	◎										↻	↻	↻	
	EXPRESSION 60 - ON WOOD	G1		↻	↻	↻				↻	↻	↻	↻										↻	↻	↻	
		G2		↻	↻	↻	↻				↻	↻	↻										↻	↻	↻	
	EXPRESSION 60 - BASE FOUR SQUARE	G1			⊂	⊂		⊂		↻			↻										↻	↻	↻	
		G2			⊂	⊂		⊂					↻										↻	↻	↻	
	EXPRESSION 60 - ROUND BASE	G1			⊂	⊂				↻	↻	↻	↻										↻	↻	↻	

Standard drivers

For a list of standard deliverable control gears and the latest technical update/info scan or click QR-code.

	100%LIGHT - Ref.		350 mA							350 mA Dim.				700 mA		700 mA Dim.		1000mA	1050mA				DIP-SWITCH DIM			24 V
			590011	590012	590050	590019	590013	590020	590022	590023 / A, P	590024 / P	590025 / P	590026 / A	590212	590213	590214 / A	590227 / P, S	590300	590701	590702	590703	590705	590600 / A	590601 / A	590602 / D, S	590411
	DRIVERS WITH STRAIN RELIEF	LED						X	X		X						X		X				X	X	X	
INDOOR - SURFACE	EXPRESSION 60 - ROUND BASE	G2			⊂	⊂					↻	↻	↻										↻	↻	↻	
	EXPRESSION 60 - M10 + CEILING	G1		↻	↻	↻				↻	↻	↻	↻										↻	↻	↻	
		G2		↻	↻	↻	↻				↻	↻	↻										↻	↻	↻	
	EXPRESSION 100 - BH60	G2													◎		◎							↻	↻	
	EXPRESSION 100 - TORSION	G2													◎		◎							⌅	↻	
	EXPRESSION 100 - ON WOOD	G2													↻		↻							↻	↻	
	EXPRESSION 100 - M10	G2													↻		↻							↻	↻	
	EXPRESSION 100 - ROUND BASE	G2													↻		↻							↻	↻	
	EXPRESS 100 - PENDANT - ROUND BASE	G2													↻		↻							↻	↻	
	EXPRESS 100 - PENDANT - TORSION	G4													◎		◎							⌅	↻	
	EXPRESS 60 ON	G1		↻	↻	↻				↻	↻	↻	↻										↻	↻	↻	
		G2		↻	↻	↻	↻				↻	↻	↻										↻	↻	↻	
	EXPRESS 100 ON	G2													↻		↻							↻	↻	
	B-ART - BH60	G2		◎	⌅	⌅	◎				⌅	◎	◎		◎		◎							↻	↻	
	B-ART - TORSION	G2		⌅	⌅	⌅	◎				⌅	◎	⌅		◎		◎							⌅	↻	
	B-ART - ON WOOD	G2		↻	↻	↻	↻				↻	↻	↻		↻		↻							↻	↻	
	B-ART - BASE FOUR SQUARE	G2			⊂	⊂		⊂			↻	↻	↻		↻		↻							↻	↻	
	B-ART - ROUND BASE	G2			⊂	⊂					↻	↻	↻		↻		↻							↻	↻	
	B-ART - M10	G2		↻	↻	↻	↻				↻	↻	↻		↻		↻							↻	↻	
	SHAKER SMALL - BH60	G1								◎	⌅	◎	◎										↻	↻	↻	
	SHAKER SMALL - TORSION + LEAF CONCRETE	G1								◎	⌅	◎	⌅										↻	↻	↻	
	SHAKER SMALL - ELEMENT + CEILING	G1								↻	↻	↻	↻										↻	↻	↻	
	SHAKER - BH60	G2													◎		◎							↻	↻	
	SHAKER - TORSION	G2													◎		◎							⌅	↻	
	SHAKER - ELEMENT + CEILING	G2													↻		↻							↻	↻	
OUTDOOR - PROFILES RECESSED WALL	SNAPS	G0	⌅		⌅	⌅					◎			◎												
	NOWHERE SMALL	G0	↻		↻					↻	↻															
	SQ-PRO - PENDANT + SURFACE (≤ 2000 mm)	STRIP																								↻
	SQ-PRO - RECESSED (≤ 2000 mm)	STRIP																								⌅
OUTDOOR - RECESSED	N-GAM	G1		⌅																						
	MENTO SQUARE	G0	↻																							
	MENTO SQUARE CONCRETE	G0	↻																							
	MENTO ROUND	G0	↻																							
	MENTO ROUND CONCRETE	G0	↻																							
	SNAPS OUT	G0	⌅											◎												

DRIVER SELECTION TABLE*

CURRENT	350mA		700mA		1000mA		1050mA	
VOLTAGE LED	MIN	MAX	MIN	MAX	MIN	MAX	MIN	MAX
G0	8,8V	9V	9,5V	9,7V				
G1	25,7V	26,5V	28,2V	29V				
G2	30,4V	31,4V	32,4V	33,4V				
G4							28,6V	29,5V
SORAA C11	20V	35V						
LED6	16V	18V	17,1V	19,1V	17,8V	19,8V		
LED14	16,6V	19,6V						
LED28	33,6V	41,4V						
LED56	67,1V	82,2V						

LEGEND : DRIVER PLACEMENT / DIMMING

- ↻ Driver remoted
- ⌅ Driver moveable through cut-out hole, placable within cut-out dimensions
- ◎ Driver moveable through cut-out hole, depth to be checked by customer (Scan or click QR-code for dimensions of control gear)
- ⊂ Driver integrated in fixture

- A 1-10V
- P PHASE-CUT
- S SWITCH/PUSH DIM
- D DALI

*Voltage minimum and maximum are provided for reference only and are not a garantee of performance.

These values are provided to aid in driver design and selection over the operating of the product.

Standard transformers | ballasts

For a list of standard deliverable control gears and the latest technical update/info scan or click QR-code.

100%LIGHT - Ref.	TRANSFORMER 591003	591002	591007	591001	591006	591005	BALLAST 592001	592002	592003
TRANSFORMERS / BALLASTS WITH STRAIN RELIEF	X	X						X	X
BULLET HOLE 60 - QR-C51	⌅		⌅		⌅	⌅			
BULLET HOLE 70 - QR-LP70	⌅		⌅		⌅	⌅			
BULLET HOLE 70 - ORIENTABLE (+ compact) - QR-C51	⌅		⌅		⌅	⌅			
BULLET HOLE 120 - QR-LP111	⌅		⌅		⌅	⌅			
BULLET HOLE 120 SMALL TRIM - QR-LP111	⌅		⌅		⌅	⌅			
BULLET HOLE OUT - QR-C51 + QR-LP70 + QT-DE12	⌅		⌅		⌅	⌅			
BULLET HOLE OUT SMALL TRIM - QR-C51 + QR-LP70 + QT-DE12	⌅		⌅		⌅	⌅			
BULLET HOLE 120 - HIR-CE111							⌅	⌅	⌅
BULLET HOLE OUT - HIT-TC							◎	◎	◎
BULLET HOLE 120 - HIR-CE111 - SMALL TRIM							⌅	⌅	⌅
BULLET HOLE OUT - HIT-TC - SMALL TRIM							◎	◎	◎
SMART XCONE SMALL - QR-C51	⌅		⌅		⌅	⌅			
SMART XCONE - QR-LP70 + QT-DE12	⌅		⌅		⌅	⌅			
SMART XCONE ORIENTABLE - QR-C51	⌅		⌅		⌅	⌅			
BLIND UNO - QR-C51 + QR-LP70 + QR-LP111	⌅		⌅			⌅			
BLIND DUO - QR-C51 + QR-LP70 + QR-LP111	⌅		⌅			⌅			
BLIND TRIO - QR-C51 + QR-LP70 + QR-LP111	⌅		⌅			⌅			
BLIND UNO - HIR-CE111							⌅	⌅	⌅
BLIND DUO - HIR-CE111							⌅	⌅	⌅
BLIND TRIO - HIR-CE111							⌅	⌅	⌅
NELIO / CALIA - QT-DE12	⌅		⌅		⌅	⌅			
EXPRESSION 50 + 60 - QR-C51 - BH60	⌅		⌅		⌅	⌅			
EXPRESSION 50 + 60 - QR-C51 - TORSION	⌅		⌅		⌅	⌅			
EXPRESSION 50 + 60 - QR-C51 - LEAF CONCRETE	◎		◎		◎	◎			
EXPRESSION 50 + 60 - QR-C51 - ON WOOD + M10	↻		↻		↻	↻			
EXPRESSION 60 ON - QR-C51 + TORSION	⌅		⌅		↻	⌅			
EXPRESSION 60 ON - QR-C51 + LEAF CONCRETE	◎		◎		◎	◎			
B-ART or B-ART+ - QR-LP111 - BH60	⌅		⌅		⌅	⌅			
B-ART or B-ART+ - QR-LP111 - TORSION	⌅		⌅		⌅	⌅			
B-ART or B-ART+ - QR-LP111 - LEAF CONCRETE	◎		◎		◎	◎			
B-ART or B-ART+ - QR-LP111 - ON WOOD + M10	↻		↻		↻	↻			
SHAKER SMALL - QR-C51 - BH60	⌅		⌅		⌅	⌅			
SHAKER SMALL - QR-C51 - TORSION	⌅		⌅		⌅	⌅			
SHAKER SMALL - QR-C51 - LEAF CONCRETE	◎		◎		◎	◎			
SHAKER SMALL - QR-C51 - CEILING	↻		↻		↻	↻			

LEGEND : TRANSFORMER / BALLAST PLACEMENT

- ↻ Transformer / Ballast remoted
- ⌅ Transformer / Ballast moveable through cut-out hole, placable within cut-out dimensions
- ◎ Transformer / Ballast moveable through cut-out hole, depth to be checked by customer (Scan or click QR-code for dimensions of control gear)
- ⊂ Transformer / Ballast integrated in fixture

Lamps

LED | halogen | discharge | fluorescent

	ICON	LAMP	FITTING EU	VOLTAGE OR CURRENT	OUTPUT (W)
LED		LED G0		350-700 mA	3,2-6,8 W
LED		LED G1		350-700 mA	9,3-20,3 W
LED		LED G2		350-700 mA	11-23,6 W
LED		LED G4		1050 mA	31 W
LED		SORAA LED C11 (optical light engine)		350 mA	9,7 W
LED		LED 14		350 mA	6,2 W
LED		LED 28		350 mA	12,8 W
LED		LED 56		350 mA	25,5 W
LED		LED 6		350-700-1000 mA	6,3-13,3-20 W
LED		LED strip		24 V	14,4-28,8 W/m
HALOGEN		QPAR51	GU10	230-240 V/50-60Hz	35-50 W
HALOGEN		QT-LP12	GY6,35	230-240 V/50-60Hz	20-35-50 W
HALOGEN		QT-DE12	R7s	230-240 V/50-60Hz	120-300 W
HALOGEN		QT-14	G9	230-240 V/50-60Hz	25-40 W
HALOGEN		QR-C35	GZ4	12 V	20-35 W
HALOGEN		QR-C51	GX5,3	12 V	20-35-50 W
HALOGEN		QR-LP70	Ba15d	12 V	35-50 W
HALOGEN		QR-LP111	G53	12 V	35-50 W
DISCHARGE		HIR-CE111	GX8,5	4,5 kV/50-60Hz	35-70 W
DISCHARGE		HIT-DE	RX7s	4,5 kV/50-60Hz	35-70 W
DISCHARGE		HIT-TC	G8,5	4,5 kV/50-60Hz	35 W
FLUORESCENT		TC-D/E	G24q-3	230-240 V/50-60Hz	26 W
FLUORESCENT		TC-T/E	GX24q-4	230-240 V/50-60Hz	32-42 W
FLUORESCENT		TC-L	2G11	230-240 V/50-60Hz	36-55 W
FLUORESCENT		T5	G5	230-240 V/50-60Hz	24-39-54 W
FLUORESCENT		TL5-SLS	G5	230-240 V/50-60Hz	24-39-54 W

Retrofit lamps
technical information

For the latest update/info/list
of compatible QR-LP111 lamps
scan or click QR-code.

QPAR51 I GU10

Maximum dimensions of
QPAR51 I GU10 retrofit lamp
mountable in mentioned 100%LIGHT fixtures
Respect cooling capability of retrofit lamps.

For the latest update/info/compatibility
scan or click QR-code.

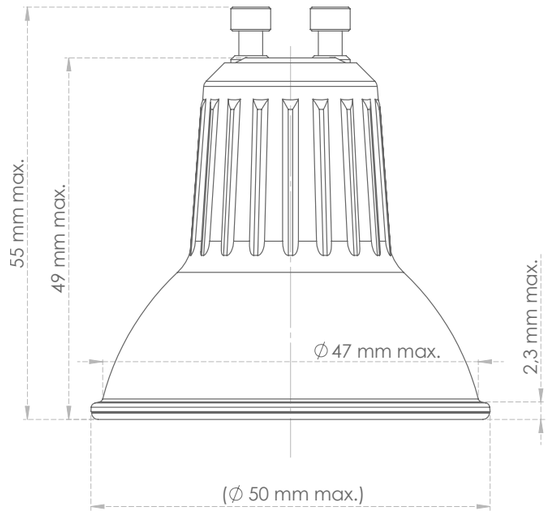

QR-C51 I GX5,3

Maximum dimensions of
QR-C51 I GX5,3 retrofit lamp
mountable in mentioned
100%LIGHT fixtures
Respect cooling capability of retrofit lamps.

For the latest update/info/compatibility
scan or click QR-code.

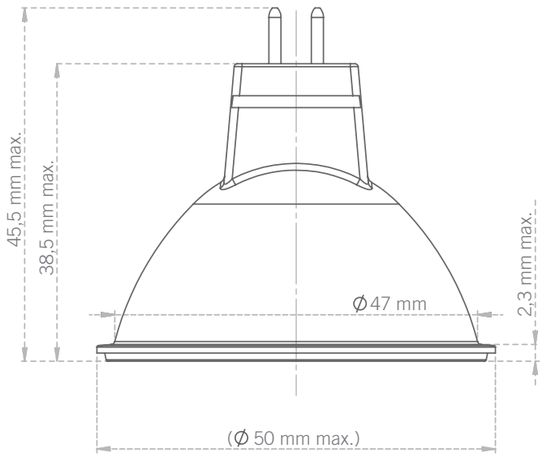

Notes

Sweet dreams...

Legend

	COLOURS	KLEUREN	COULEURS
ALT	Matt Alu Grey Textured (RAL 9006 or eq.)	Mat alu grijs textuur (RAL 9006 of eq.)	Alu gris mat texturé (RAL 9006 ou eq.)
ANT	Matt Anthracite Textured (RAL 7016 or eq.)	Mat antraciet textuur (RAL 7016 of eq.)	Anthracite mat texturé (RAL 7016 ou eq.)
BAL	Brushed Aluminium Anodised	Geborsteld aluminium geanodiseerd	Aluminium brossé anodisé
BG	Black Anodised & Matt Gold	Zwart geanodiseerd & Mat goud	Noir anodisé & Or mat
BL	Matt Black (RAL 9005 or eq.)	Mat Zwart (RAL 9005 of eq.)	Noir Matt (RAL 9005 o eq.)
BLA	Black Anodised	Zwart geanodiseerd	Noir anodisé
BLT	Matt Black Textured (RAL 9005 or eq.)	Mat zwart textuur (RAL 9005 of eq.)	Noir mat texturé (RAL 9005 ou eq.)
BRA	Brushed Bronze Anodised	Brons geanodiseerd	Bronze Anodisé
CH	Chrome	Chroom	Chrome
CO	Cortensteel	Cortenstaal	Acier Corten
GOA	Brushed Gold Anodised	Geborsteld goud geanodiseerd	Or brossé anodisé
SB	Stainless Steel electropolished	Roestvrij staal elektrolytisch gepolijst	Acier inoxidable électropolis
ST	Stainless Steel	Roestvrij staal	Acier inoxidable
WB	Matt White Textured - Black Anodised	Mat wit textuur - Zwart geanodiseerd	Blanc mat texturé - Noir anodisé
WHT	Matt White Textured (RAL 9016 or eq.)	Mat wit textuur (RAL 9016 of eq.)	Blanc mat texturé (RAL 9016 ou eq.)
	LED COLOURS	**LED KLEUREN**	**COULEURS DE LED**
4000 K	Cold White	Koud Wit	Blanc Froid
3000 K	Warm White	Warm Wit	Blanc Chaud
2700 K	Super Warm White	Super Warm Wit	Blanc Super Chaud
	SYMBOLS	**SYMBOLEN**	**SYMBOLS**
30°-30°	Rotate & tilt	Richtbaar in alle richtingen	Orientable et inclinable
15°	Vertically orientable 15°	Verticaal richtbaar 15°	Verticalement orientable15°
27°	Vertically orientable 27°	Verticaal richtbaar 27°	Verticalement orientable 27°
30°	Vertically orientable 30°	Verticaal richtbaar 30°	Verticalement orientable 30°
90°	Vertically orientable 90°	Verticaal richtbaar 90°	Verticalement orientable 90°
120°	Vertically orientable 120°	Verticaal richtbaar 120°	Verticalement orientable 120°
180°	Vertically orientable 180°	Verticaal richtbaar 180°	Verticalement orientable 180°
350°	Vertically orientable 350°	Verticaal richtbaar 350°	Verticalement orientable 350°
320°	Horizontally orientable 320°	Horizontaal richtbaar 320°	Horizontalement orientable 320°
345°	Horizontally orientable 345°	Horizontaal richtbaar 345°	Horizontalement orientable 345°
350°	Horizontally orientable 350°	Horizontaal richtbaar 350°	Horizontalement orientable 350°
60°	angle orientable 60°	hoek regelbaar 60°	angle réglable 60°
140°	angle orientable 140°	hoek regelbaak 140°	angle réglable 140°
	To be painted	Moet geschilderd worden	A peindre
	Pay attention	Opgelet	Attention
CE	NORM 01.96 EMC 89 / 336	NORM 01.96 EMC 89 / 336	NORM 01.97.LV 73 / 23 /EEC
IP	Protection degree	Beschermingsindicatie	Indice de protection
lm	raw lumen	ruwe lumen	lumen crus
	Fixture Class 1	Toestel klasse 1	Appareil classe 1
	Fixture Class 3	Toestel klasse 3	Appareil classe 3
F	For mounting onto normally flammable surfaces	Voor montage op normaal ontvlambare oppervlaktes	Pour montage sur des surfaces normalement inflammables
W	For mounting into/onto furniture	Voor montage op/ in meubels	Pour montage sur des meubles
	TABLES (drivers / transformers / ballasts)	**TABELLEN** (drivers / transformers / ballasts)	**TABLEAUX** (drivers / transformers / ballasts)
Excl.	No control gear delivered	Geen voorschakelapparatuur meegeleverd	drivers / transformers / ballasts non inclus
Incl.	Control gear delivered separately	Voorschakelapparatuur afzonderlijk meegeleverd	drivers / transformers / ballasts livré séparément
Integrated	Control gear assembled in fixture	Voorschakelapparatuur in fixture geassembleerd	drivers / transformers / ballasts assemblé dans l'appareil

	FARBEN	COLORES
	Mat Alu GrauStrukturiert (RAL 9006 oder eq.)	Alu Gris mat urdido (RAL 9006 o eq.)
	Mat Anthrazit Strukturiert (RAL 7016 oder eq.)	Antracita mat urdido (RAL 7016 o eq.)
	Aluminium Gebürstet Eloxiert	Alumino Cepillado anodisado
	Schwarz Eloxiert& Mat Gold	Negro anodisado & oro mat
	Mat Schwarz (RAL 9005 oder eq.)	Negro mat (RAL 9005 o eq.)
	Schwarz Eloxiert	Negro anodisado
	Mat Schwarz Strukturiert (RAL 9005 oder eq.)	Negro mat urdido (RAL 9005 o eq.)
	Bronze Eloxiert	Bronce anodisado
	Chrom	Cromo
	Corten-Stahl	Aciero Corten
	Gold Gebürstet Eloxiert	Oro Cepillado anodisado
	Elektrolytisch poliertes Edelstahl	Acero Inoxidable pulido electrolítico
	Edelstah	Acero Inoxidable
	Mat Weiß Strukturiert - Schwarz Eloxiert	Blanco mat urdido - Negro anodisado
	Mat Weiß Strukturiert (RAL 9016 oder eq.)	Blanco mat urdido (RAL 9016 o eq.)
	LED FARBEN	**LED COLORES**
	Kaltes Weiß	Blanco frio
	Warmes Weiß	Blanco caliente
	Super Warmes Weiß	Super Blanco caliente
	SYMBOLE	**SÍMBOLOS**
	Schwenkbar in alle Richtungen	Gire e incline
	Schwenkbar vertikal 15°	Orientación vertical15°
	Schwenkbar vertikal 27°	Orientación vertical 27°
	Schwenkbar vertikal 30°	Orientación vertical 30°
	Schwenkbar vertikal 90°	Orientación vertical 90°
	Schwenkbar vertikal 120°	Orientación vertical 120°
	Schwenkbar vertikal 180°	Orientación vertical 180°
	Schwenkbar vertikal 350°	Orientación vertical 350°
	Schwenkbar horizontal 320°	Orientación horizontal 320°
	Schwenkbar horizontal 345°	Orientación horizontal 345°
	Schwenkbar horizontal 350°	Orientación horizontal 350°
	Regulierbarer Winkel 60°	ángulo ajustable 60°
	Regulierbarer Winkel 140°	ángulo ajustable 140°
	A zu malen	A pintar
	Beachtung	Atención
	NORM 01.97.LV 73 / 23 /EEC	NORM 01.97.LV 73 / 23 /EEC
	Schutzart (IP)	Clase de protección
	raw Lumen	lumen sin procesar
	Schutzklasse 1	Aparato clase 1
	Schutzklasse 3	Aparato clase 3
	Für direkte Montage auf entflammbaren Flächen geeigent	Para montar en/ sobre superficie normalmente inflamables
	Für Montage auf Möbel	Para montar en/ sobre muebles
	TABELLEN (Fahrer / transformatoren / Vorschaltgeräte)	**CUADROS** (conductores / transformadores / balastos)
	Fahrer / transformatoren / Vorschaltgeräte nicht eingeschlossen	Conductores / transformadores / balastos no incluidos
	Fahrer / transformatoren / Vorschaltgeräte getrennt geliefert	Conductores / transformadores / balastos suministrado separadamente
	Fahrer / transformatoren / Vorschaltgeräte zusammengesetzt im Gerät	Conductores / transformadores / balastos armado en el aparato

100%LIGHT reserves all rights to modify at any time design, technical specifications and manuals. 100%LIGHT is not responsible for printing mistakes. This catalogue supersedes all previous catalogues. All 100%LIGHT products are supplied without lamps. Please read all instructions carefully.

100%LIGHT behoudt zich alle recht tot wijzigingen in ontwerp, technische specificaties en handleiding. 100%LIGHT kan niet aansprakelijk gesteld worden voor drukfouten. Deze catalogus vervangt alle vorige versies. Alle 100%LIGHT producten worden geleverd zonder lampen. Lees aandachtig alle technische specificaties.

100%LIGHT se réserve le droit de modifier le design, les spécifications techniques et modes d'emploi. 100%LIGHT n'est pas responsable pour d'éventuelles erreurs d'impression. Ce catalogue remplace toute version précédente. Tous les produits 100%LIGHT sont fournis sans ampoule. Veuillez lire le mode d'emploi et suivre les consignes techniques.

100%LIGHT se reserva el derecho de modificar en cualquier momento los diseños, las especificaciones técnicas y los manuales. 100%LIGHT no se hará responsable de ningún error de impresión. Este catálogo sustituye todos los catálogos anteriores.Todos los productos de 100%LIGHT se venden sin bombillas. Se recomienda leer atentamente todas las instrucciones.

100%LIGHT behält sich alle Rechte vor, Design, technische Spezifikationen und Anleitungen zu ändern. 100%LIGHT ist nicht verantwortlich für Druckfehler. Dieser Katalog ersetzt alle vorherigen Versionen. Alle 100%LIGHT Produkte werden immer ohne Lampen geliefert. Bitte lesen Sie sorgfältig alle Montage- und Installationsanleitungen.

info@100percentlight.be
www.100percentlight.be

Made in Belgium.
Thanks to everyone who helped us to realise this catalogue.

© 06-2015 100%LIGHT Bvba.
No part of this catalogue may be copied without written authorisation of 100%LIGHT.

100%LIGHT bvba-sprl
Hogestraat 53
B-8830 Hooglede
Belgium

Tel. +32(0)51 40 66 50
Fax +32(0)51 40 88 50

info@100percentlight.be
www.100percentlight.com

© Any reproduction of the 100%LIGHT designs is strictly forbidden and may put your bank account in danger.